

V Certs

Labour Market Intelligence Report



Introduction

In January 2018 the Department for Education (DfE) released this [paper](#) which outlines new legislation for Schools from September 2018. Within the legislation it outlines 8 'Gatsby' benchmarks in which Schools need to achieve when providing careers guidance to learners.

There is a significant mismatch between the careers that young people want to pursue and the opportunities available. Labour market information (LMI) can help young people and their parents/carers to understand the salaries and promotion opportunities for different jobs, and the volume and location of vacancies across different sectors.

Schools should make sure that, by the age of 14, all pupils have accessed and used information about career paths and the labour market to inform their decisions on study options. At NCFE we want to support schools to achieve this benchmark requirement, so we have worked on producing a V Certs Labour Market Intelligence (LMI) report. This will cover all V Certs subject areas and provide LMI information on career progression routes for each V Cert.

This report has been developed in collaboration with RCU limited who are a company who specialise in learner and LMI data.

The Labour Market Intelligence data is presented for the following geographical regions:

- North East (England)
- North West (England)
- Yorkshire and The Humber
- East Midlands (England)
- West Midlands (England)
- East of England
- London
- South East (England)
- South West (England)



INFORMED
STRATEGIC
DECISIONS



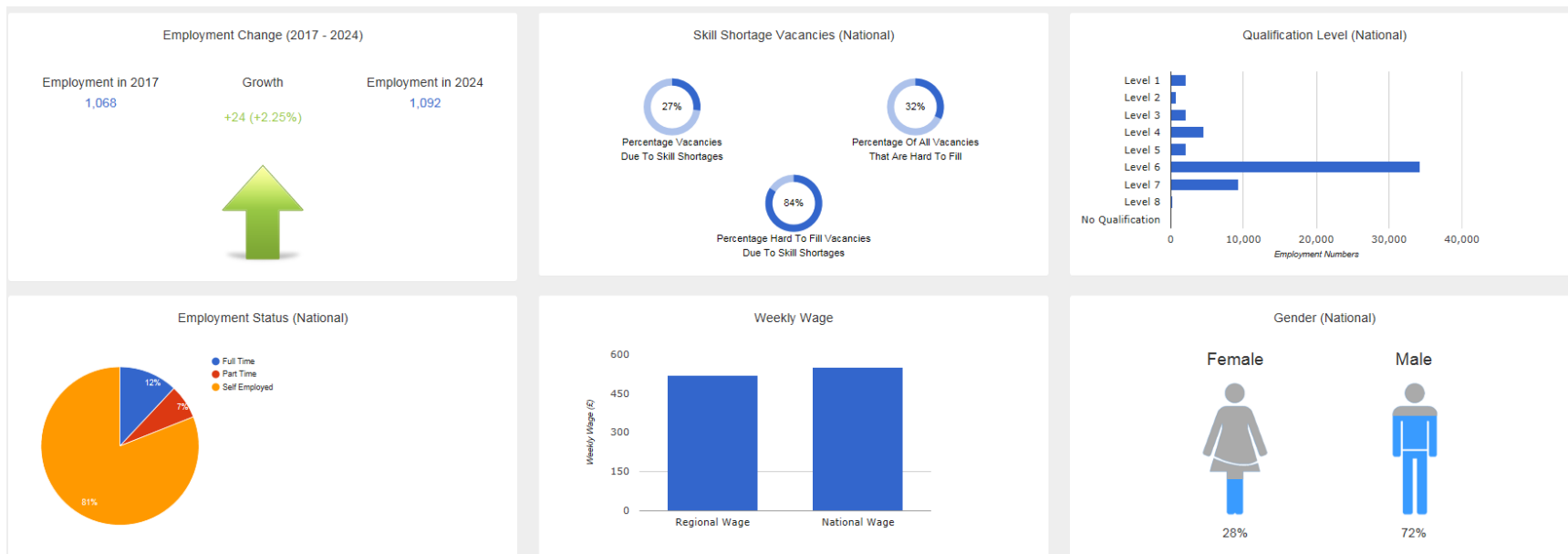
Main Menu

Select your subject area or potential progression job roles below.

Art & Design	Creative Design & Production	Graphic Design	Interactive Media
<ul style="list-style-type: none"> Artists Graphic Designers Product & Fashion Designers 	<ul style="list-style-type: none"> Planning, Process & Production Technicians Draughtspersons Product Designers 	<ul style="list-style-type: none"> Web Design & Development Professional Graphic Designers Product & Fashion Designers 	<ul style="list-style-type: none"> Journalists & Newspaper Editors Advertising Managers Photographer
Business & Enterprise	Engineering	Health & Fitness	Music Technology
<ul style="list-style-type: none"> Sales Executive Finance Analyst / Advisor Marketing Professional Human Resources Officer 	<ul style="list-style-type: none"> Mechanical Engineers Civil Engineers Electrical Engineers Electronics Engineers Production & Process Engineers 	<ul style="list-style-type: none"> Fitness Instructors Health Professionals Firefighters Physiotherapists 	<ul style="list-style-type: none"> Musicians Audio-visual & Broadcasting Operators Music Producers & Directors
Child Development & Early Years	Food & Cookery	Health & Social Care	Performance Skills
<ul style="list-style-type: none"> Child & Early Years Officers Primary & Nursery Teachers Childminders Playworkers 	<ul style="list-style-type: none"> Chefs Cooks Catering & Bar Managers Butchers Restaurant Managers 	<ul style="list-style-type: none"> Care Workers & Home Carers Nurse Counsellor Youth Worker Occupational Therapist Health Professional Social Workers 	<ul style="list-style-type: none"> Dancers and Choreographers Actors, Entertainers and Presenters Arts Officers, Producers & Directors
Sports Studies		Digital Technology	
<ul style="list-style-type: none"> Coaches, Instructors & Officials Leisure & Sports Managers Sports Players Firefighters 		<ul style="list-style-type: none"> IT Specialists Programmers & Software Developers Web Design & Development Professionals Security 	

Art & Design

Artists (North East - England)



[RETURN BACK TO MAIN MENU](#)

[Back](#)

[Next](#)

Art & Design

Artists (North West - England)



[RETURN BACK TO MAIN MENU](#)

[Back](#)

[Next](#)

Art & Design

Artists (Yorkshire and The Humber)



[RETURN BACK TO MAIN MENU](#)

[Back](#)

[Next](#)

Art & Design

Artists (East Midlands - England)



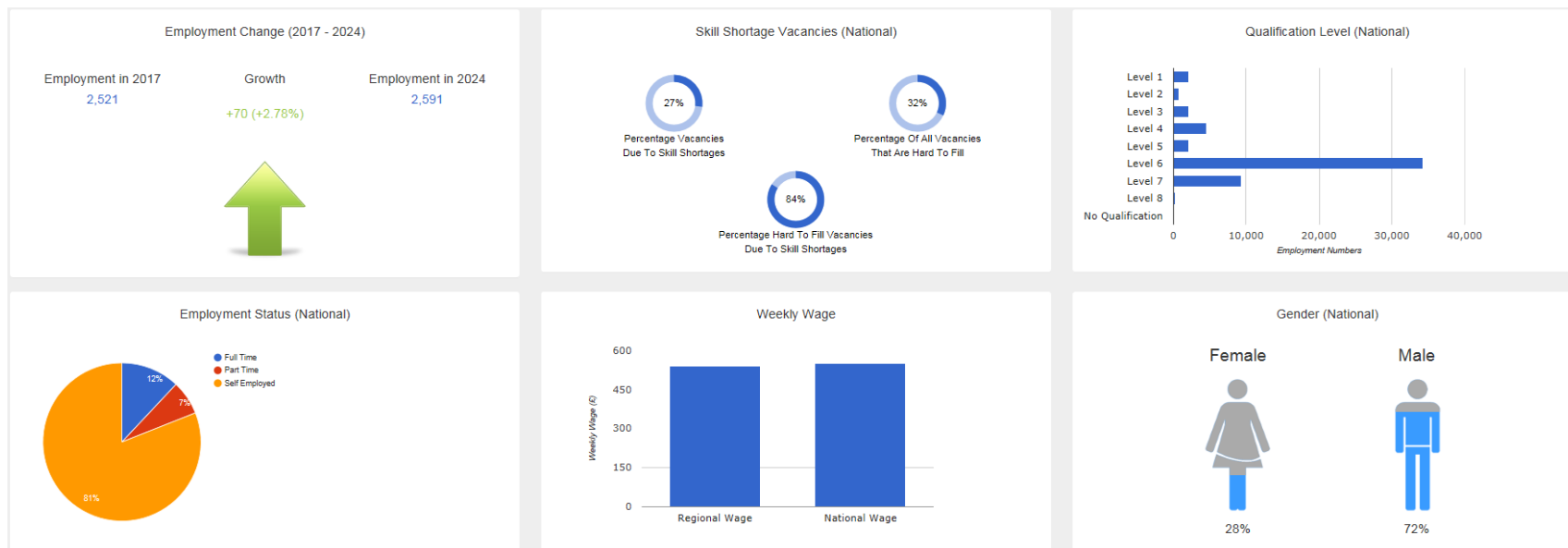
[RETURN BACK TO MAIN MENU](#)

[Back](#)

[Next](#)

Art & Design

Artists (West Midlands - England)



[RETURN BACK TO MAIN MENU](#)

[Back](#)

[Next](#)

Art & Design

Artists (East of England)

Employment Change (2017 - 2024)

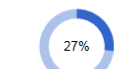
Employment in 2017
5,193

Growth
+509 (+9.8%)

Employment in 2024
5,702



Skill Shortage Vacancies (National)



Percentage Vacancies Due To Skill Shortages

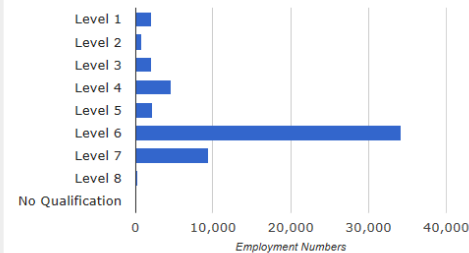


Percentage Of All Vacancies That Are Hard To Fill

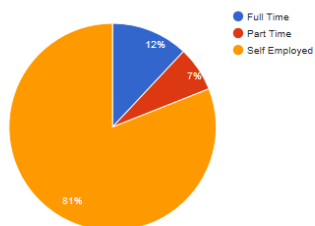


Percentage Hard To Fill Vacancies Due To Skill Shortages

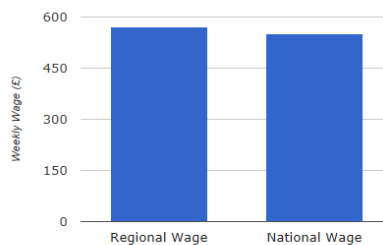
Qualification Level (National)



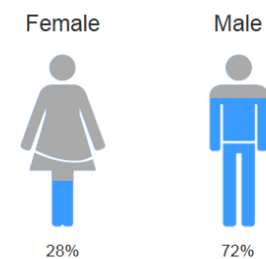
Employment Status (National)



Weekly Wage



Gender (National)



RETURN BACK TO MAIN MENU

Back

Next

Art & Design

Artists (London)

Employment Change (2017 - 2024)

Employment in 2017
18,444

Growth
-39 (-0.21%)

Employment in 2024
18,405



Skill Shortage Vacancies (National)



Percentage Vacancies
Due To Skill Shortages

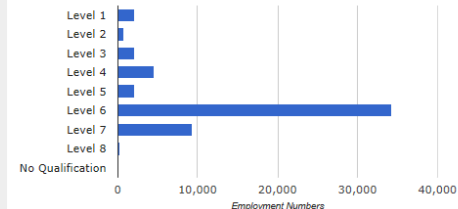


Percentage Of All Vacancies
That Are Hard To Fill

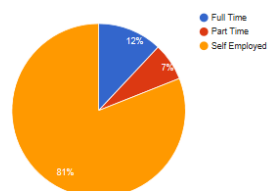


Percentage Hard To Fill Vacancies
Due To Skill Shortages

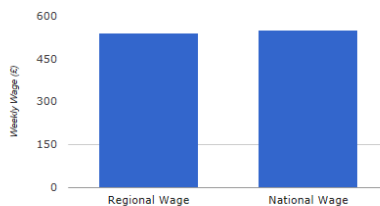
Qualification Level (National)



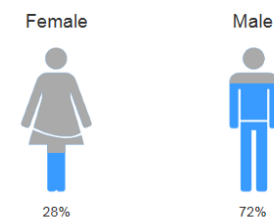
Employment Status (National)



Weekly Wage



Gender (National)



RETURN BACK TO MAIN MENU

Back

Next

Art & Design

Artists (South East - England)



[RETURN BACK TO MAIN MENU](#)

[Back](#)

[Next](#)

Art & Design

Artists (South West - England)



[RETURN BACK TO MAIN MENU](#)

[Back](#)

[Next](#)

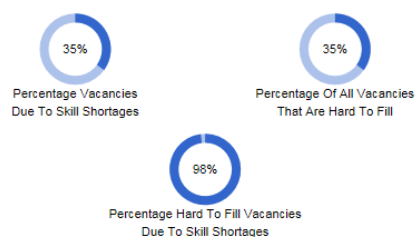
Art & Design

Graphic Designers (North East - England)

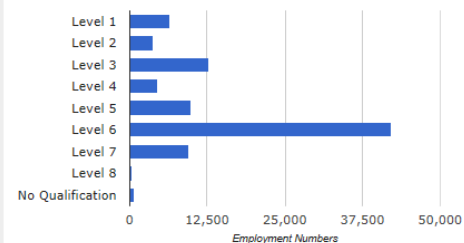
Employment Change (2017 - 2024)



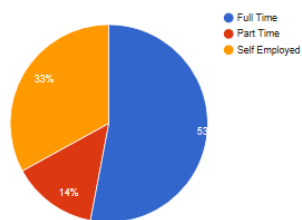
Skill Shortage Vacancies (National)



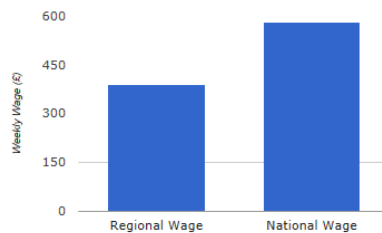
Qualification Level (National)



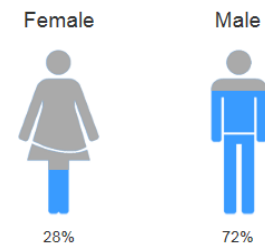
Employment Status (National)



Weekly Wage



Gender (National)



RETURN BACK TO MAIN MENU

Back

Next

Art & Design

Graphic Designers (North West - England)

Employment Change (2017 - 2024)

Employment in 2017
5,609

Growth
+263 (+4.69%)

Employment in 2024
5,872



Skill Shortage Vacancies (National)



Percentage Vacancies
Due To Skill Shortages

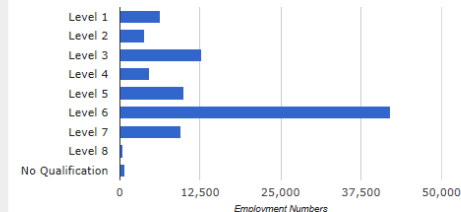


Percentage Of All Vacancies
That Are Hard To Fill

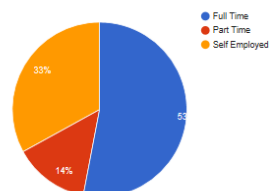


Percentage Hard To Fill Vacancies
Due To Skill Shortages

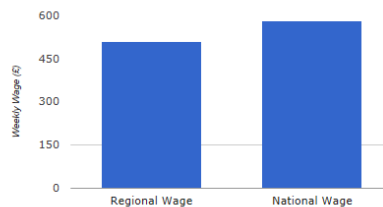
Qualification Level (National)



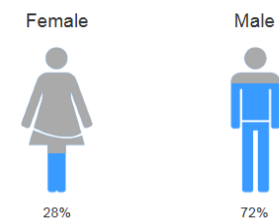
Employment Status (National)



Weekly Wage



Gender (National)



RETURN BACK TO MAIN MENU

Back

Next

Art & Design

Graphic Designers (Yorkshire and The Humber)

Employment Change (2017 - 2024)

Employment in 2017
3,815

Growth
+22 (+0.58%)

Employment in 2024
3,837



Skill Shortage Vacancies (National)



Percentage Vacancies
Due To Skill Shortages

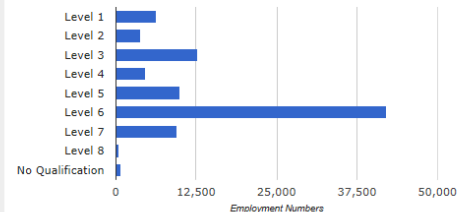


Percentage Of All Vacancies
That Are Hard To Fill

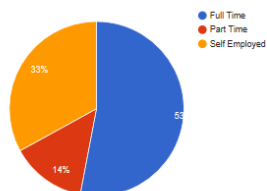


Percentage Hard To Fill Vacancies
Due To Skill Shortages

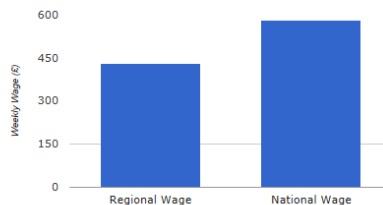
Qualification Level (National)



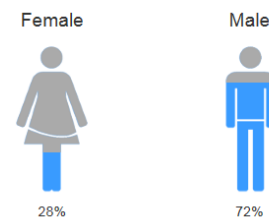
Employment Status (National)



Weekly Wage



Gender (National)



RETURN BACK TO MAIN MENU

Back

Next

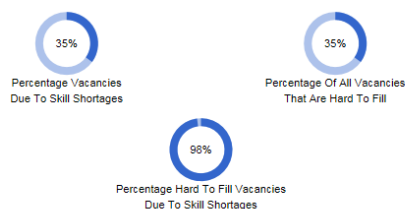
Art & Design

Graphic Designers (East Midlands - England)

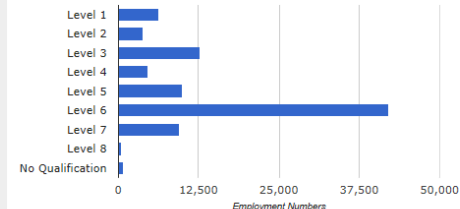
Employment Change (2017 - 2024)



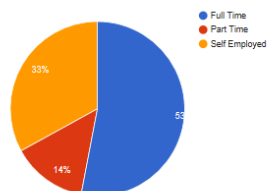
Skill Shortage Vacancies (National)



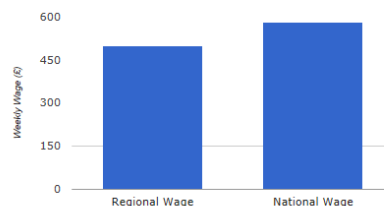
Qualification Level (National)



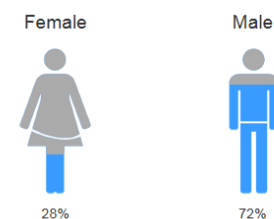
Employment Status (National)



Weekly Wage



Gender (National)



RETURN BACK TO MAIN MENU

Back

Next

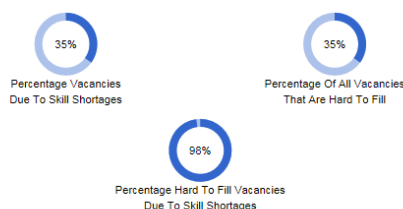
Art & Design

Graphic Designers (West Midlands - England)

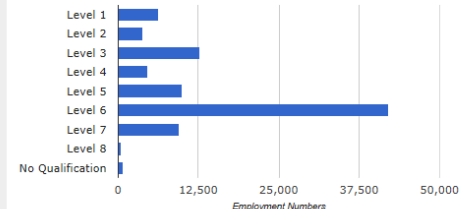
Employment Change (2017 - 2024)



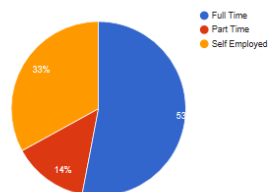
Skill Shortage Vacancies (National)



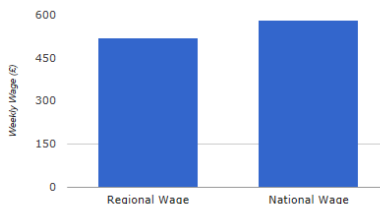
Qualification Level (National)



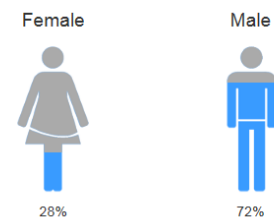
Employment Status (National)



Weekly Wage



Gender (National)



RETURN BACK TO MAIN MENU

Back

Next


Art & Design

Graphic Designers (East of England)

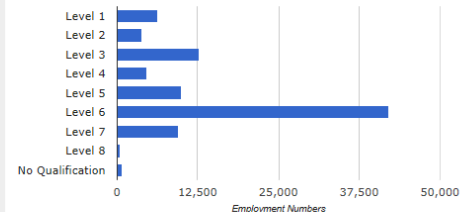
Employment Change (2017 - 2024)



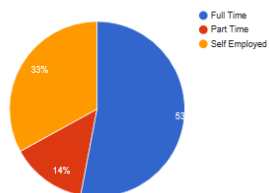
Skill Shortage Vacancies (National)



Qualification Level (National)



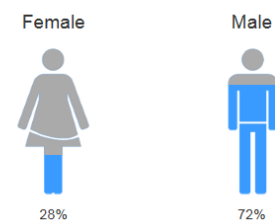
Employment Status (National)



Weekly Wage



Gender (National)



[RETURN BACK TO MAIN MENU](#)

[Back](#)

[Next](#)

Art & Design

Graphic Designers (London)

Employment Change (2017 - 2024)

Employment in 2017
31,796

Growth
+1,909 (+6%)

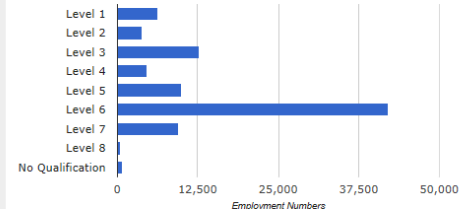
Employment in 2024
33,705



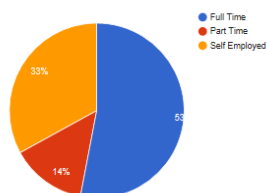
Skill Shortage Vacancies (National)



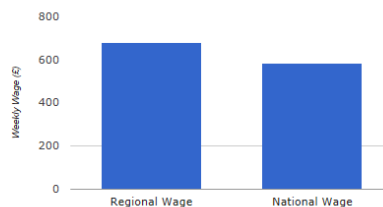
Qualification Level (National)



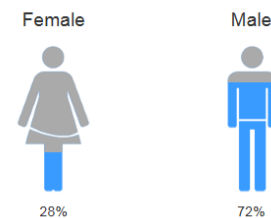
Employment Status (National)



Weekly Wage



Gender (National)



RETURN BACK TO MAIN MENU

Back

Next

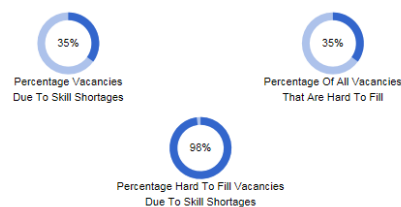
Art & Design

Graphic Designers (South East - England)

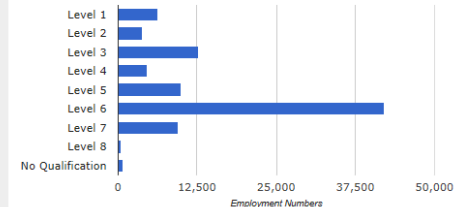
Employment Change (2017 - 2024)



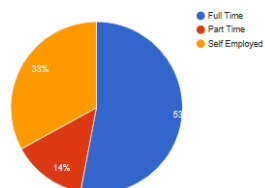
Skill Shortage Vacancies (National)



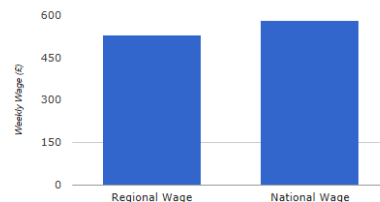
Qualification Level (National)



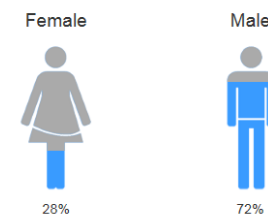
Employment Status (National)



Weekly Wage



Gender (National)



[RETURN BACK TO MAIN MENU](#)

[Back](#)

[Next](#)

Art & Design

Graphic Designers (South West - England)



[RETURN BACK TO MAIN MENU](#)

[Back](#)

[Next](#)

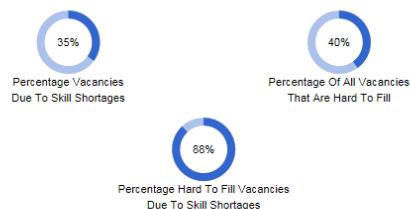
Art & Design

Product & Fashion Designers (North East - England)

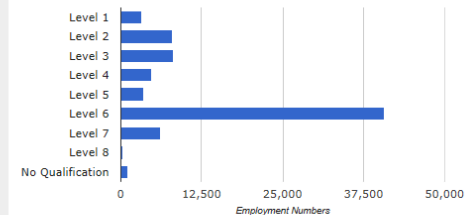
Employment Change (2017 - 2024)



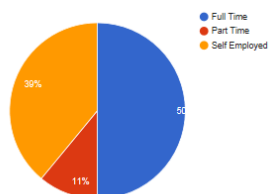
Skill Shortage Vacancies (National)



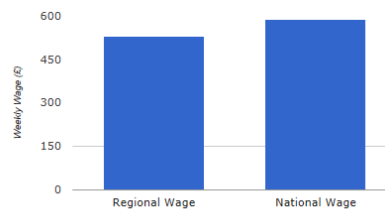
Qualification Level (National)



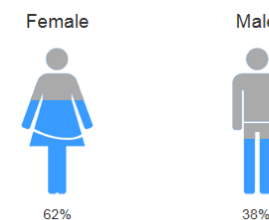
Employment Status (National)



Weekly Wage



Gender (National)



[RETURN BACK TO MAIN MENU](#)

[Back](#)

[Next](#)

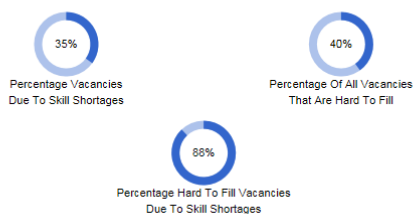
Art & Design

Product & Fashion Designers (North West - England)

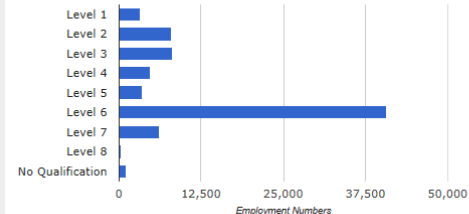
Employment Change (2017 - 2024)



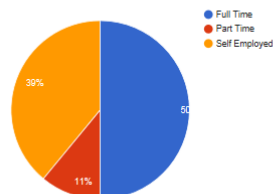
Skill Shortage Vacancies (National)



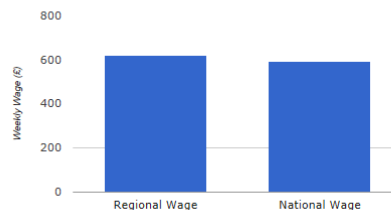
Qualification Level (National)



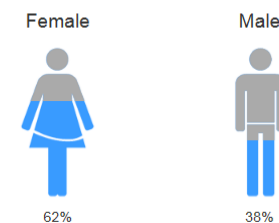
Employment Status (National)



Weekly Wage



Gender (National)



RETURN BACK TO MAIN MENU

Back

Next

Art & Design

Product & Fashion Designers (Yorkshire and The Humber)

Employment Change (2017 - 2024)

Employment in 2017
4,049

Growth
-31 (-0.77%)

Employment in 2024
4,018



Skill Shortage Vacancies (National)



Percentage Vacancies
Due To Skill Shortages

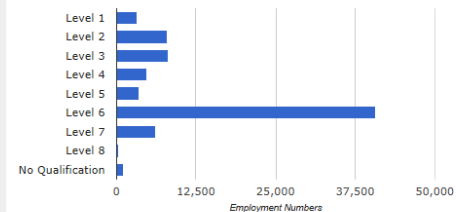


Percentage Of All Vacancies
That Are Hard To Fill

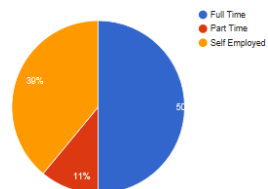


Percentage Hard To Fill Vacancies
Due To Skill Shortages

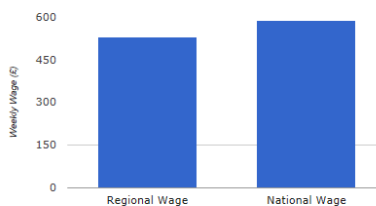
Qualification Level (National)



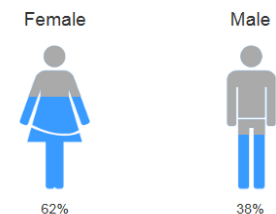
Employment Status (National)



Weekly Wage



Gender (National)



RETURN BACK TO MAIN MENU

Back

Next

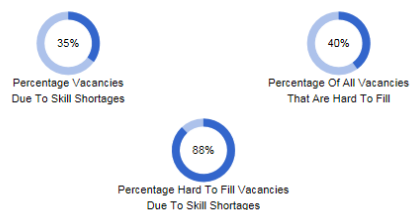
Art & Design

Product & Fashion Designers (East Midlands - England)

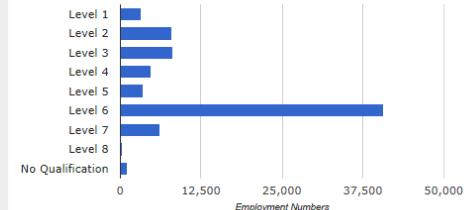
Employment Change (2017 - 2024)



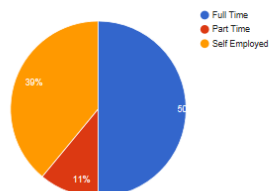
Skill Shortage Vacancies (National)



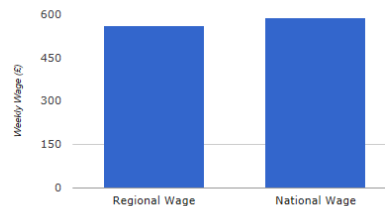
Qualification Level (National)



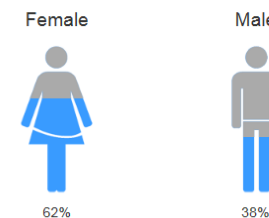
Employment Status (National)



Weekly Wage



Gender (National)



[RETURN BACK TO MAIN MENU](#)

[Back](#)

[Next](#)

Art & Design

Product & Fashion Designers (West Midlands - England)



[RETURN BACK TO MAIN MENU](#)

[Back](#)

[Next](#)

Art & Design

Product & Fashion Designers (East of England)

Employment Change (2017 - 2024)

Employment in 2017
7,692

Growth
+679 (+8.83%)

Employment in 2024
8,371



Skill Shortage Vacancies (National)



Percentage Vacancies
Due To Skill Shortages

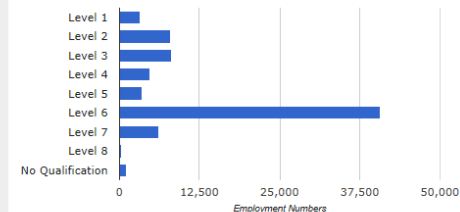


Percentage Of All Vacancies
That Are Hard To Fill

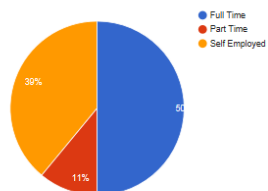


Percentage Hard To Fill Vacancies
Due To Skill Shortages

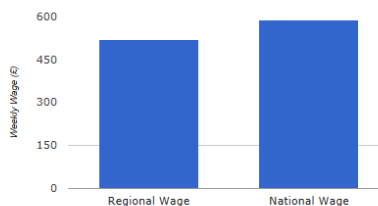
Qualification Level (National)



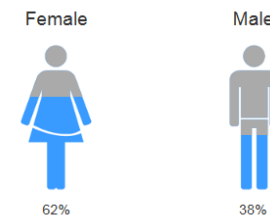
Employment Status (National)



Weekly Wage



Gender (National)



RETURN BACK TO MAIN MENU

Back

Next

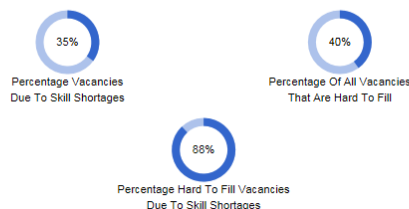
Art & Design

Product & Fashion Designers (London)

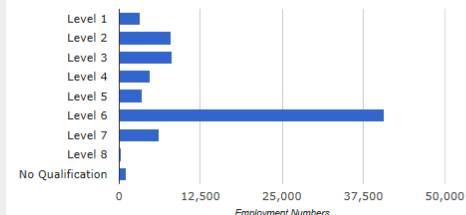
Employment Change (2017 - 2024)



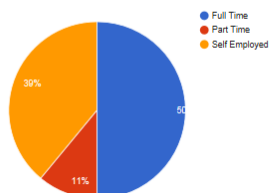
Skill Shortage Vacancies (National)



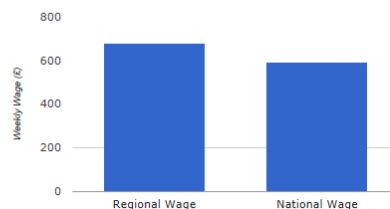
Qualification Level (National)



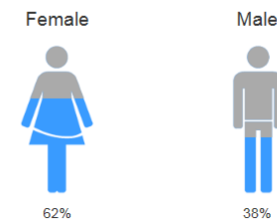
Employment Status (National)



Weekly Wage



Gender (National)



RETURN BACK TO MAIN MENU

Back

Next

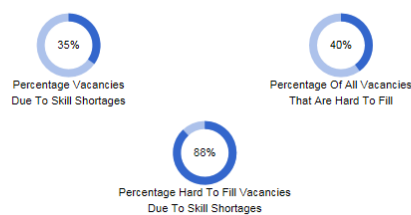
Art & Design

Product & Fashion Designers (South East - England)

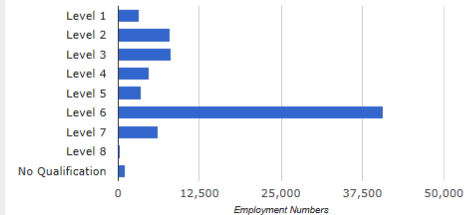
Employment Change (2017 - 2024)



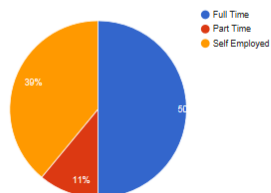
Skill Shortage Vacancies (National)



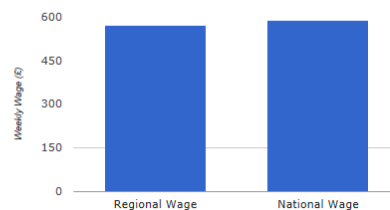
Qualification Level (National)



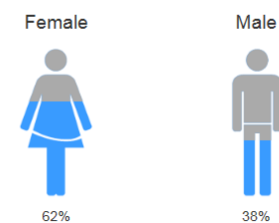
Employment Status (National)



Weekly Wage



Gender (National)



[RETURN BACK TO MAIN MENU](#)

[Back](#)

[Next](#)

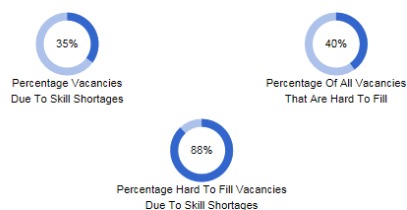
Art & Design

Product & Fashion Designers (South West - England)

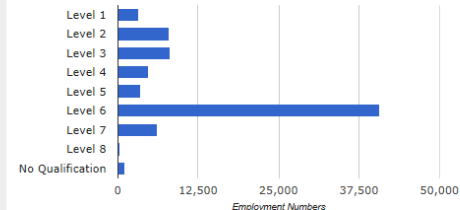
Employment Change (2017 - 2024)



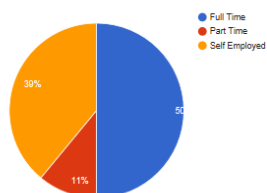
Skill Shortage Vacancies (National)



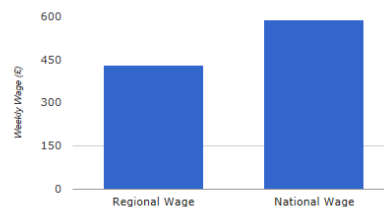
Qualification Level (National)



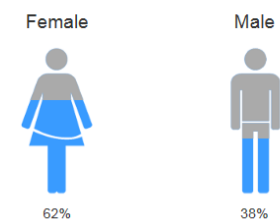
Employment Status (National)



Weekly Wage



Gender (National)



RETURN BACK TO MAIN MENU

Back

Next

Business

Sales Executive (North East - England)

Employment Change (2017 - 2024)

Employment in 2017
3,851

Growth
+325 (+8.44%)

Employment in 2024
4,176



Skill Shortage Vacancies (National)



Percentage Vacancies
Due To Skill Shortages

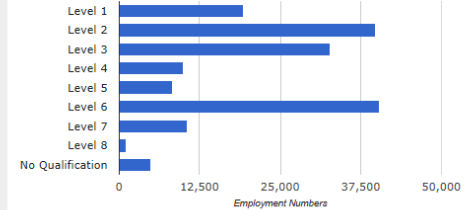


Percentage Of All Vacancies
That Are Hard To Fill

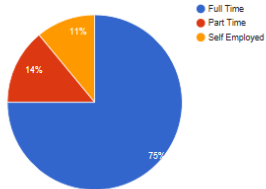


Percentage Hard To Fill Vacancies
Due To Skill Shortages

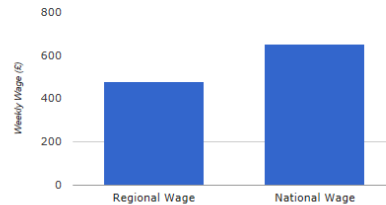
Qualification Level (National)



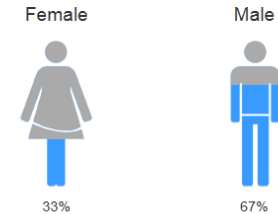
Employment Status (National)



Weekly Wage



Gender (National)



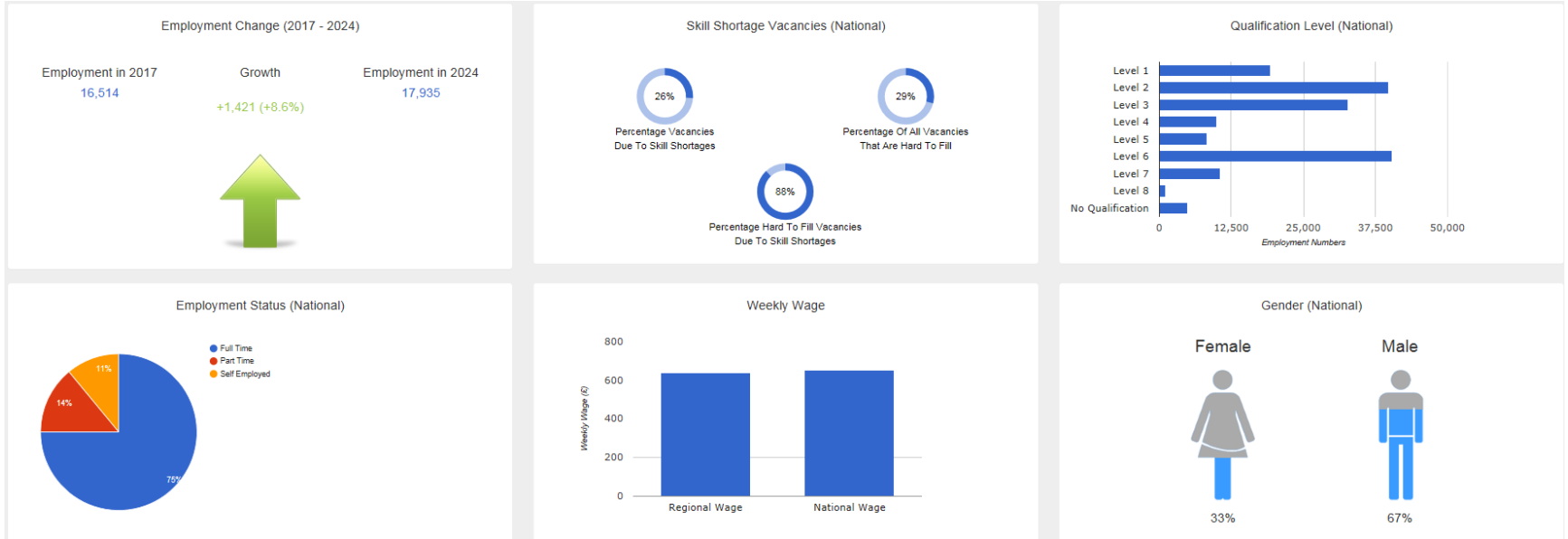
RETURN BACK TO MAIN MENU

Back

Next

Business

Sales Executive (North West - England)



RETURN BACK TO MAIN MENU

Back

Next

Business

Sales Executive (Yorkshire and The Humber)



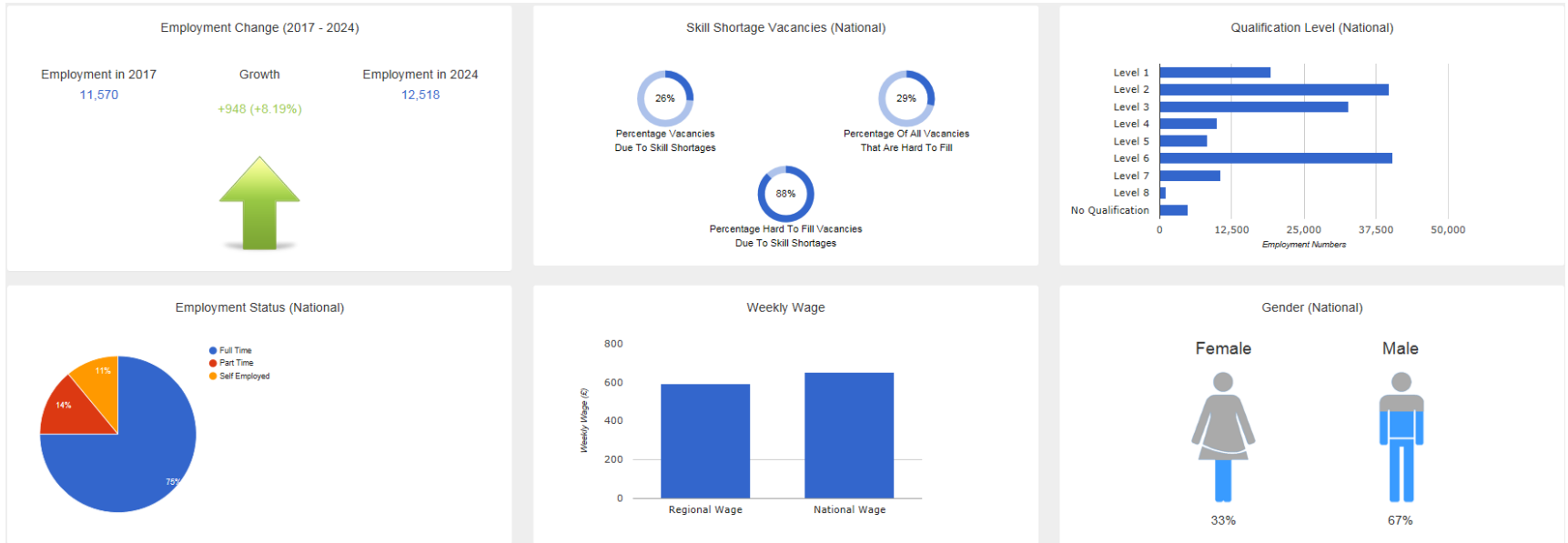
RETURN BACK TO MAIN MENU

Back

Next

Business

Sales Executive (East Midlands - England)



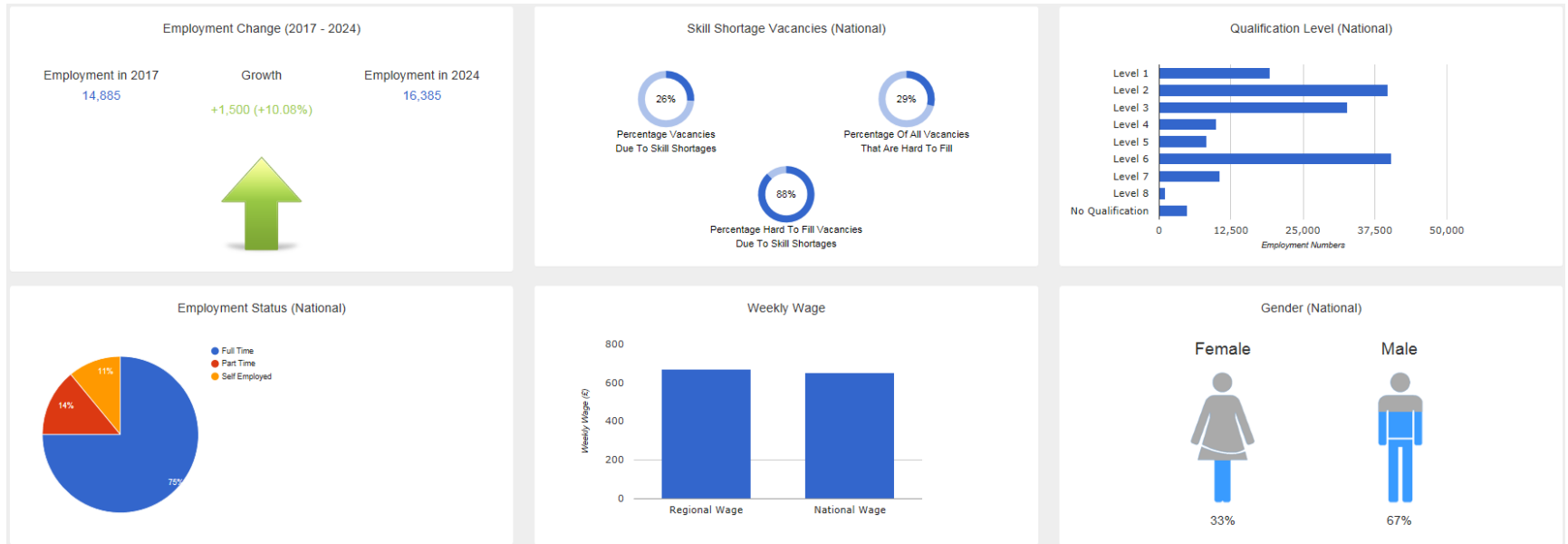
RETURN BACK TO MAIN MENU

Back

Next

Business

Sales Executive (West Midlands - England)



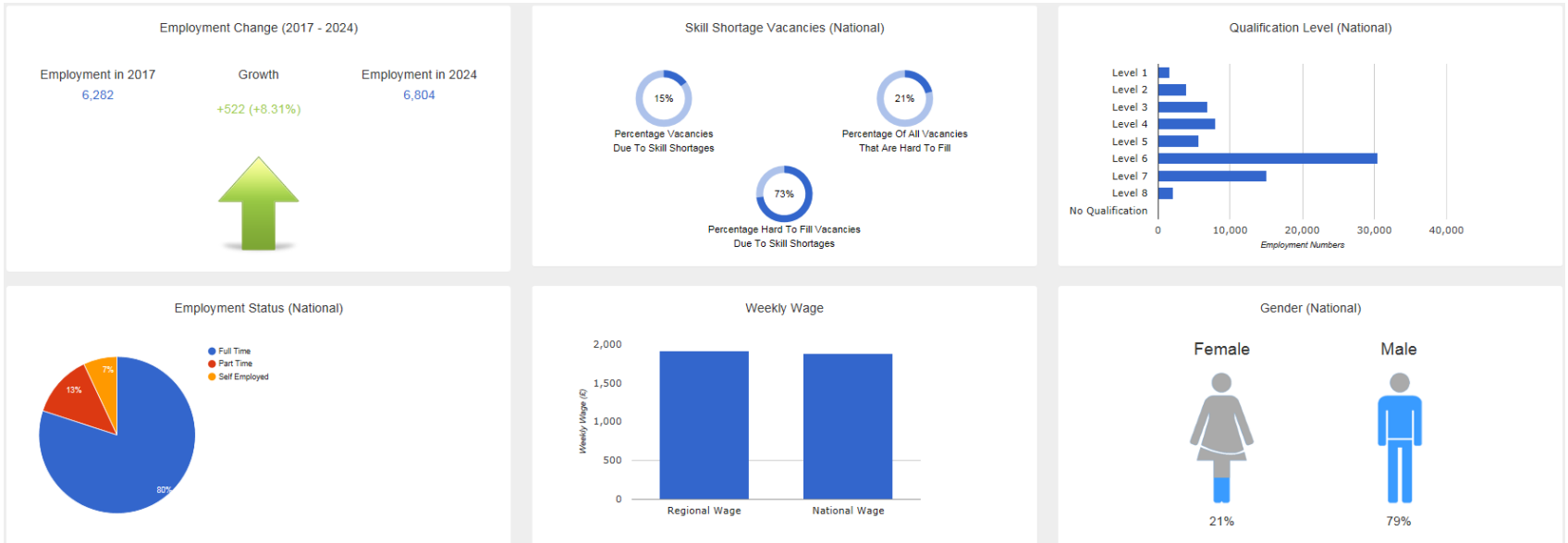
[RETURN BACK TO MAIN MENU](#)

[Back](#)

[Next](#)

Business

Sales Executive (East of England)



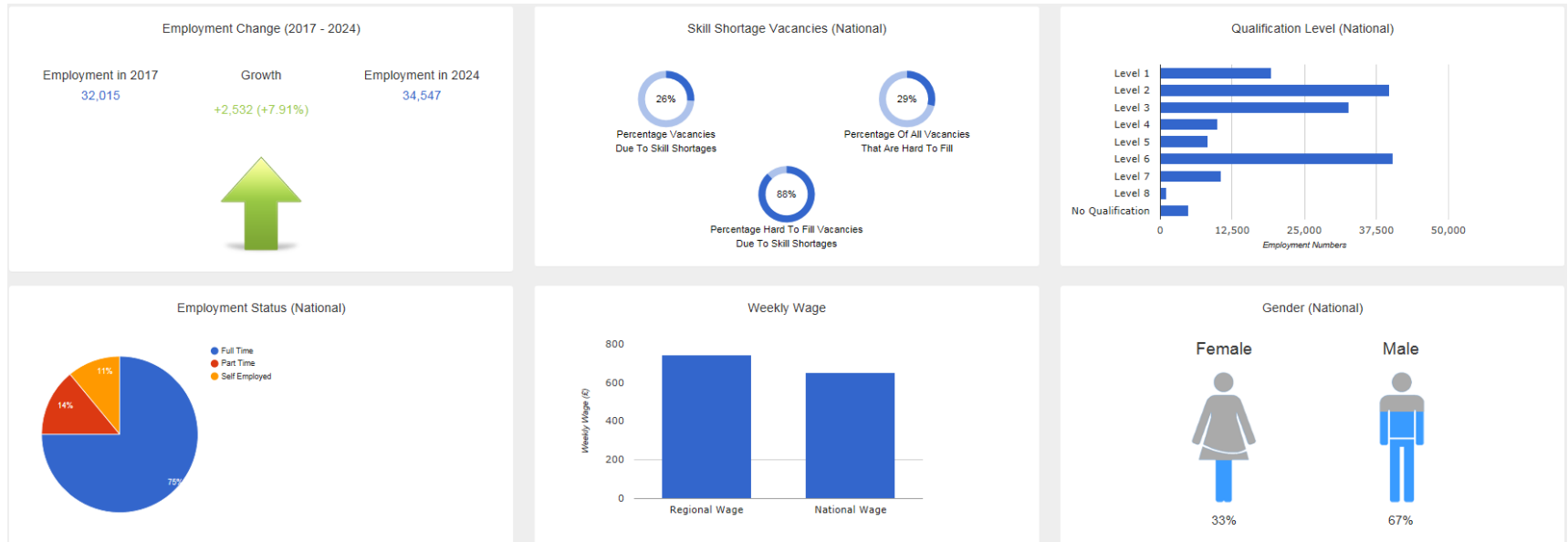
RETURN BACK TO MAIN MENU

Back

Next

Business

Sales Executive (London)



[RETURN BACK TO MAIN MENU](#)

[Back](#)

[Next](#)

Business

Sales Executive (South East - England)



RETURN BACK TO MAIN MENU

Back

Next

Business

Sales Executive (South West - England)



RETURN BACK TO MAIN MENU

Back

Next

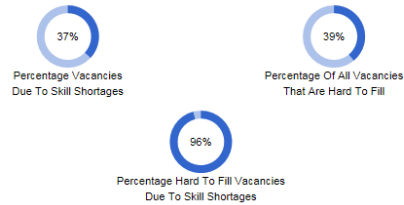
Business

Finance Analyst / Advisor (North East - England)

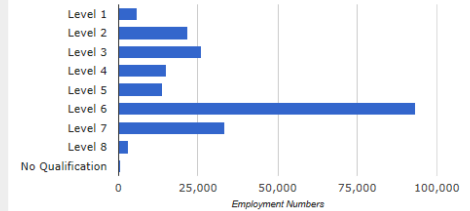
Employment Change (2017 - 2024)



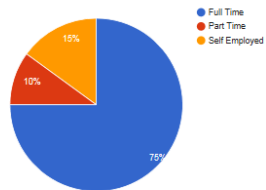
Skill Shortage Vacancies (National)



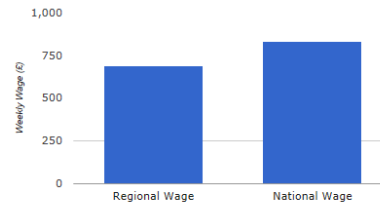
Qualification Level (National)



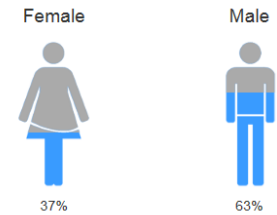
Employment Status (National)



Weekly Wage



Gender (National)



RETURN BACK TO MAIN MENU

Back

Next


Business

Finance Analyst / Advisor (North West - England)

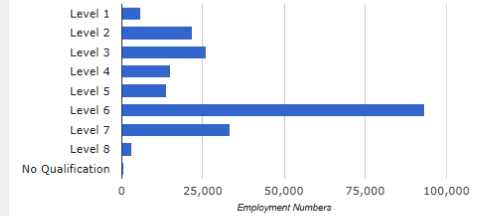
Employment Change (2017 - 2024)



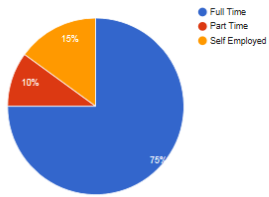
Skill Shortage Vacancies (National)



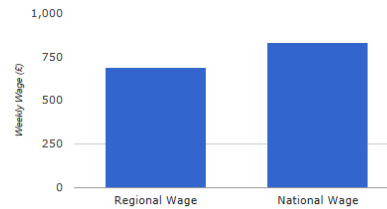
Qualification Level (National)



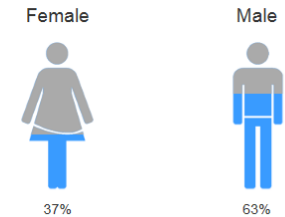
Employment Status (National)



Weekly Wage



Gender (National)



RETURN BACK TO MAIN MENU

Back

Next


Business

Finance Analyst / Advisor (Yorkshire and The Humber)

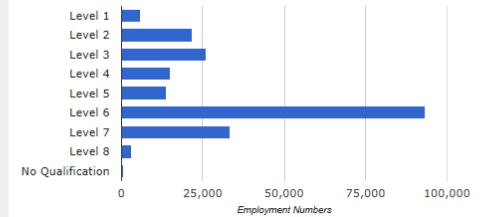
Employment Change (2017 - 2024)



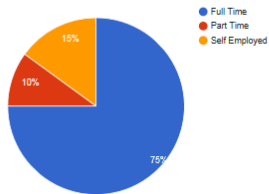
Skill Shortage Vacancies (National)



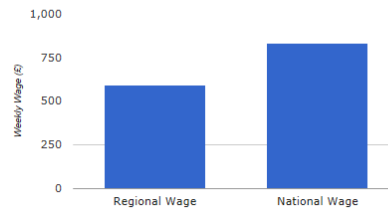
Qualification Level (National)



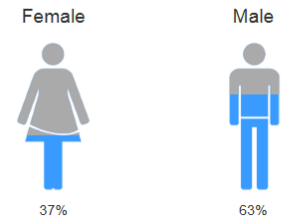
Employment Status (National)



Weekly Wage



Gender (National)



RETURN BACK TO MAIN MENU

Back

Next

Business

Finance Analyst / Advisor (East Midlands - England)

Employment Change (2017 - 2024)

Employment in 2017
9,478

Growth
+523 (+5.52%)

Employment in 2024
10,001



Skill Shortage Vacancies (National)



Percentage Vacancies
Due To Skill Shortages

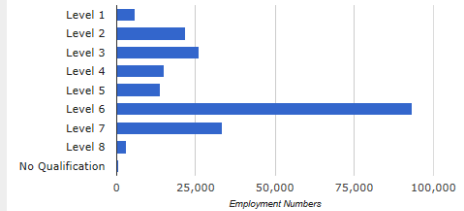


Percentage Of All Vacancies
That Are Hard To Fill

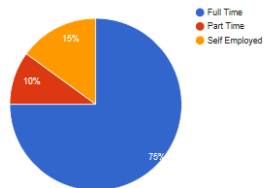


Percentage Hard To Fill Vacancies
Due To Skill Shortages

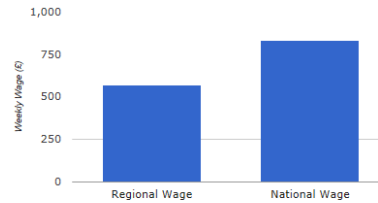
Qualification Level (National)



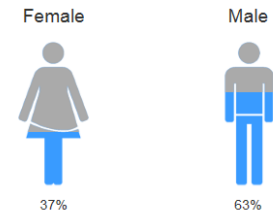
Employment Status (National)



Weekly Wage



Gender (National)



RETURN BACK TO MAIN MENU

Back

Next

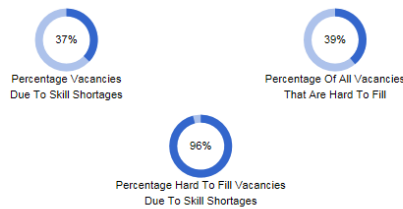
Business

Finance Analyst / Advisor (West Midlands - England)

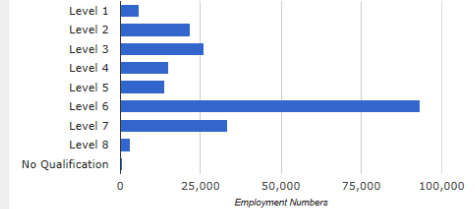
Employment Change (2017 - 2024)



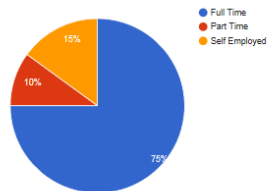
Skill Shortage Vacancies (National)



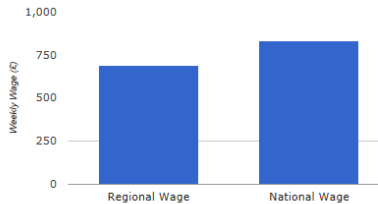
Qualification Level (National)



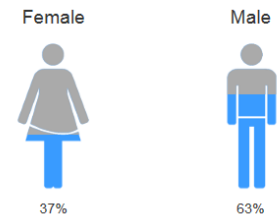
Employment Status (National)



Weekly Wage



Gender (National)



RETURN BACK TO MAIN MENU

Back

Next

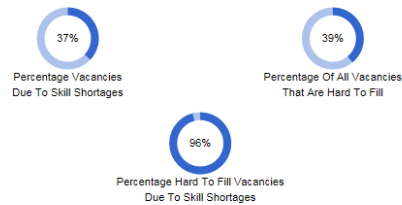
Business

Finance Analyst / Advisor (East of England)

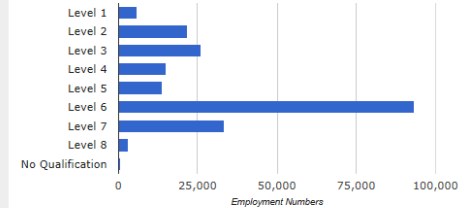
Employment Change (2017 - 2024)



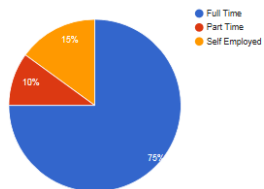
Skill Shortage Vacancies (National)



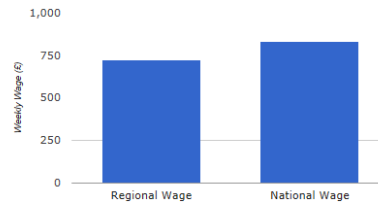
Qualification Level (National)



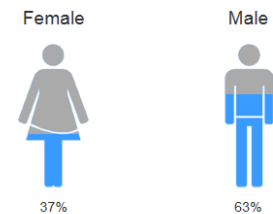
Employment Status (National)



Weekly Wage



Gender (National)



RETURN BACK TO MAIN MENU

Back

Next

Business

Finance Analyst / Advisor (London)



RETURN BACK TO MAIN MENU

Back

Next

Business

Finance Analyst / Advisor (South East - England)



RETURN BACK TO MAIN MENU

Back

Next

Business

Finance Analyst / Advisor (South West - England)



[RETURN BACK TO MAIN MENU](#)

[Back](#)

[Next](#)

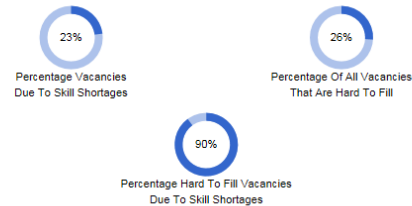
Business

Marketing Professional (North East - England)

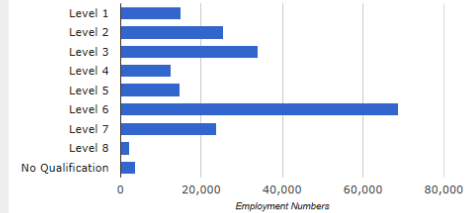
Employment Change (2017 - 2024)



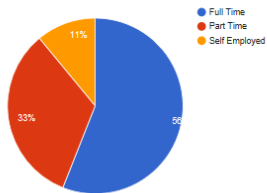
Skill Shortage Vacancies (National)



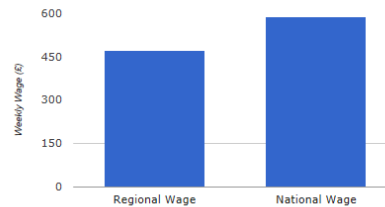
Qualification Level (National)



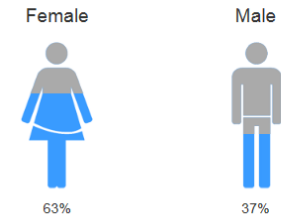
Employment Status (National)



Weekly Wage



Gender (National)



[RETURN BACK TO MAIN MENU](#)

[Back](#)

[Next](#)

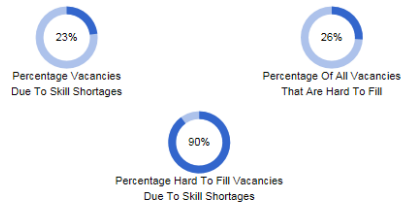
Business

Marketing Professional (North West - England)

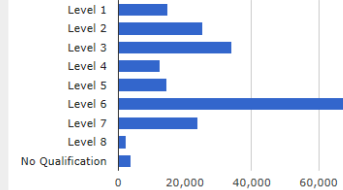
Employment Change (2017 - 2024)



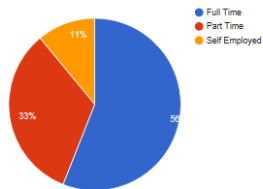
Skill Shortage Vacancies (National)



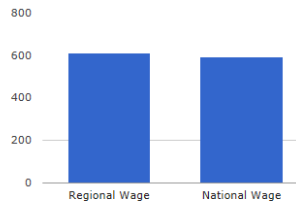
Qualification Level (National)



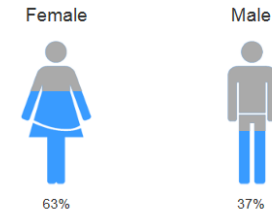
Employment Status (National)



Weekly Wage



Gender (National)



[RETURN BACK TO MAIN MENU](#)

[Back](#)

[Next](#)

Business

Marketing Professional (Yorkshire and The Humber)

Employment Change (2017 - 2024)

Employment in 2017
12,885

Growth
+1,186 (+9.2%)

Employment in 2024
14,071



Skill Shortage Vacancies (National)



Percentage Vacancies
Due To Skill Shortages

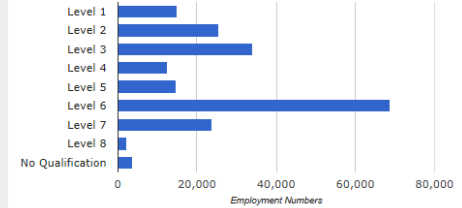


Percentage Of All Vacancies
That Are Hard To Fill

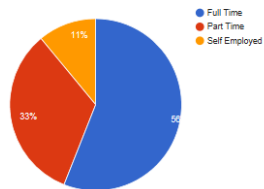


Percentage Hard To Fill Vacancies
Due To Skill Shortages

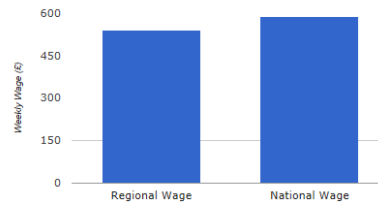
Qualification Level (National)



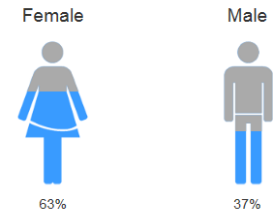
Employment Status (National)



Weekly Wage



Gender (National)



RETURN BACK TO MAIN MENU

Back

Next

Business

Marketing Professional (East Midlands - England)

Employment Change (2017 - 2024)

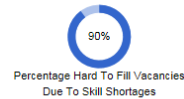
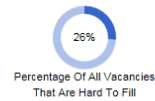
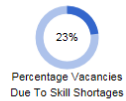
Employment in 2017
11,470

Growth
+979 (+8.54%)

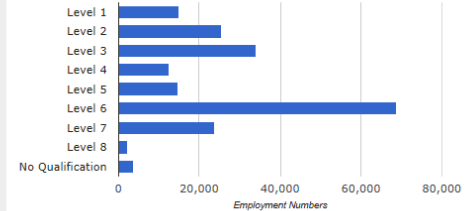
Employment in 2024
12,449



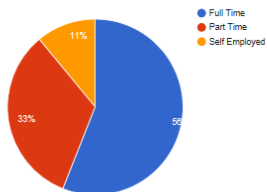
Skill Shortage Vacancies (National)



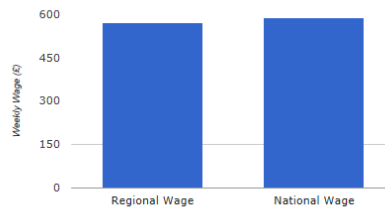
Qualification Level (National)



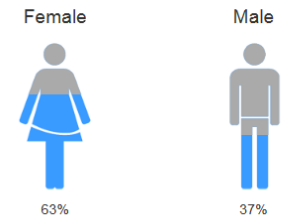
Employment Status (National)



Weekly Wage



Gender (National)



RETURN BACK TO MAIN MENU

Back

Next


Business

Marketing Professional (West Midlands - England)

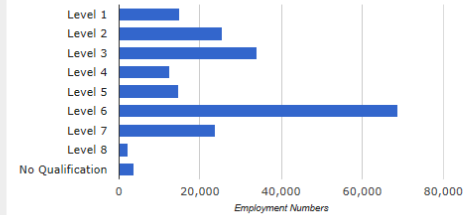
Employment Change (2017 - 2024)



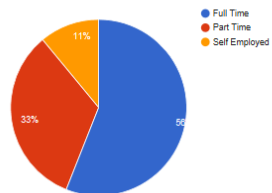
Skill Shortage Vacancies (National)



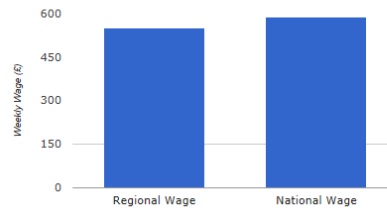
Qualification Level (National)



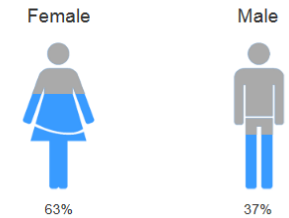
Employment Status (National)



Weekly Wage



Gender (National)



RETURN BACK TO MAIN MENU

Back

Next

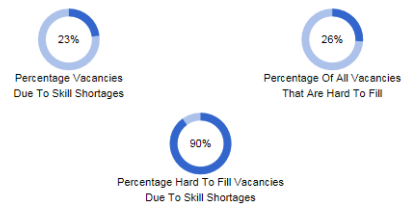
Business

Marketing Professional (East of England)

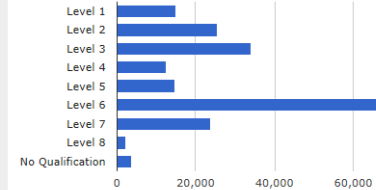
Employment Change (2017 - 2024)



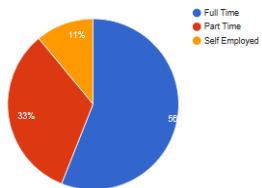
Skill Shortage Vacancies (National)



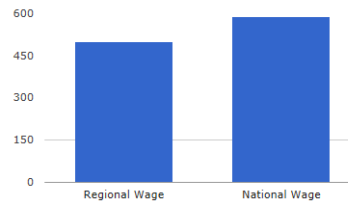
Qualification Level (National)



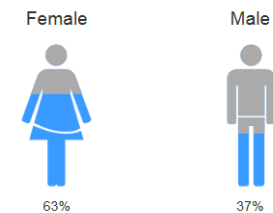
Employment Status (National)



Weekly Wage



Gender (National)



[RETURN BACK TO MAIN MENU](#)

[Back](#)

[Next](#)


Business

Marketing Professional (London)

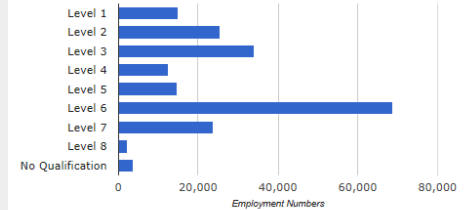
Employment Change (2017 - 2024)



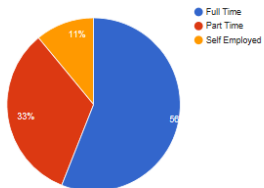
Skill Shortage Vacancies (National)



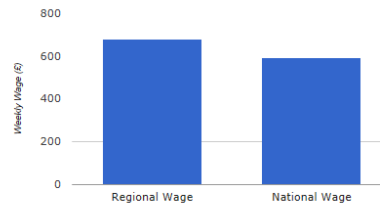
Qualification Level (National)



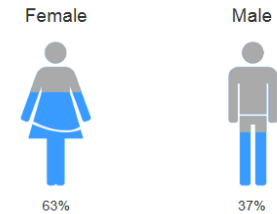
Employment Status (National)



Weekly Wage



Gender (National)



RETURN BACK TO MAIN MENU

Back

Next

Business

Marketing Professional (South East - England)

Employment Change (2017 - 2024)

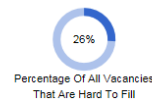
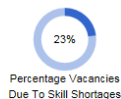
Employment in 2017
32,462

Growth
+2,479 (+7.64%)

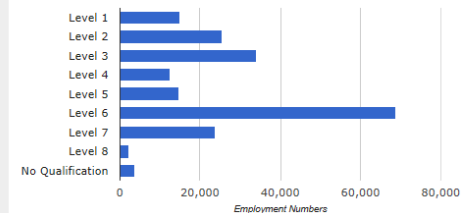
Employment in 2024
34,941



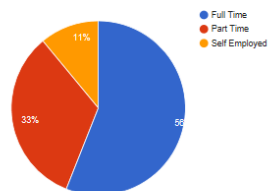
Skill Shortage Vacancies (National)



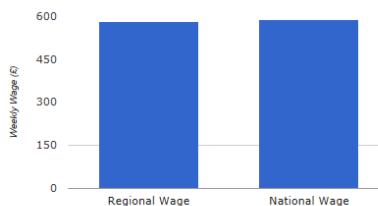
Qualification Level (National)



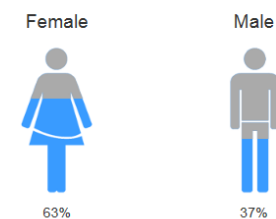
Employment Status (National)



Weekly Wage



Gender (National)



RETURN BACK TO MAIN MENU

Back

Next

Business

Marketing Professional (South West - England)



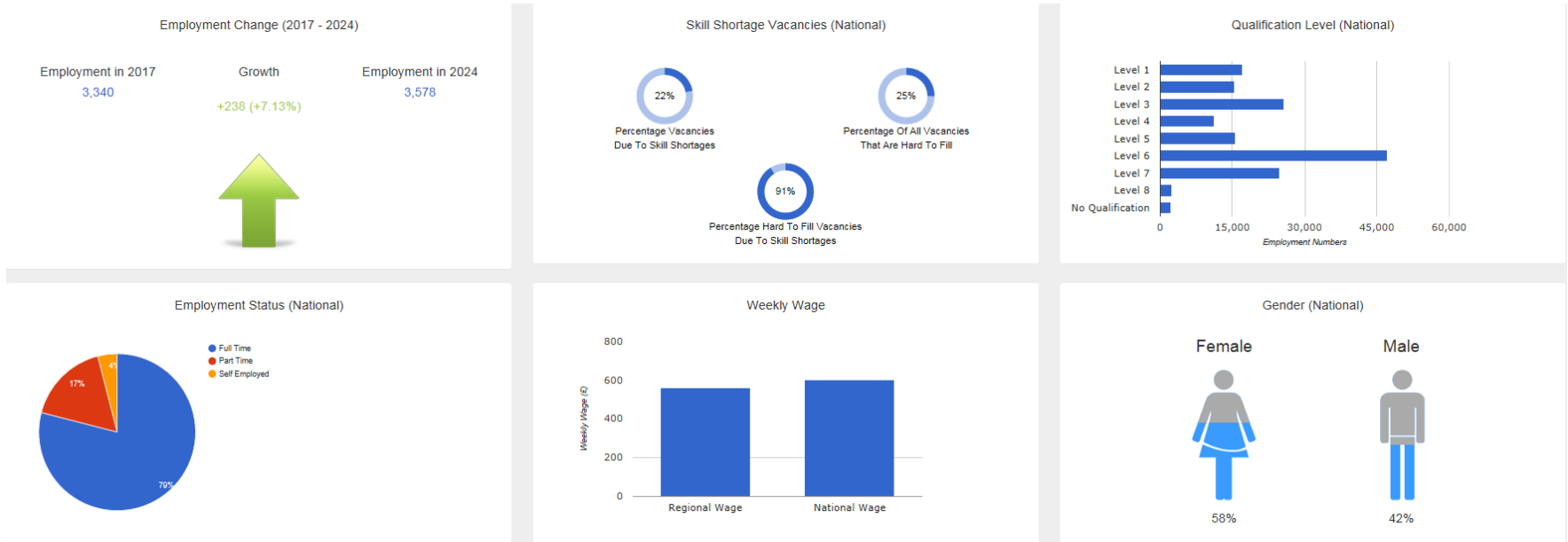
[RETURN BACK TO MAIN MENU](#)

[Back](#)

[Next](#)

Business

Human Resources Officer (North East - England)



RETURN BACK TO MAIN MENU

Back

Next

Business

Human Resources Officer (North West - England)

Employment Change (2017 - 2024)

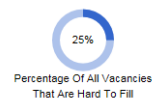
Employment in 2017
14,215

Growth
+994 (+6.99%)

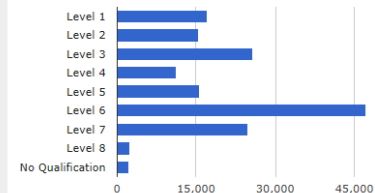
Employment in 2024
15,209



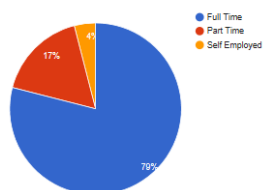
Skill Shortage Vacancies (National)



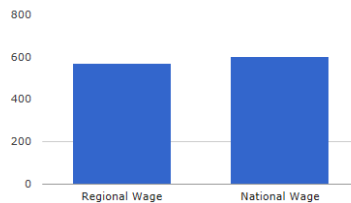
Qualification Level (National)



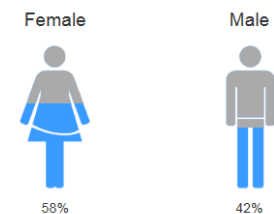
Employment Status (National)



Weekly Wage



Gender (National)



RETURN BACK TO MAIN MENU

Back

Next

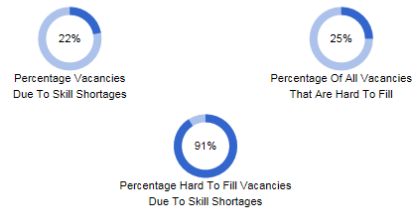
Business

Human Resources Officer (Yorkshire and The Humber)

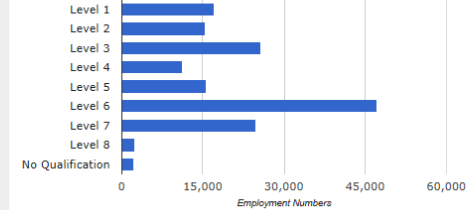
Employment Change (2017 - 2024)



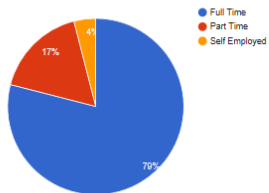
Skill Shortage Vacancies (National)



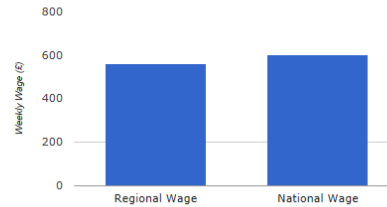
Qualification Level (National)



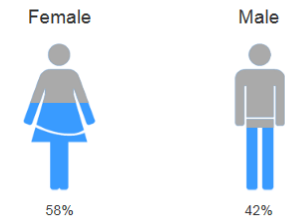
Employment Status (National)



Weekly Wage



Gender (National)



RETURN BACK TO MAIN MENU

Back

Next

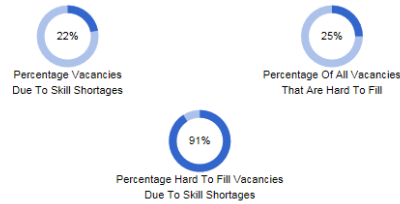
Business

Human Resources Officer (East Midlands - England)

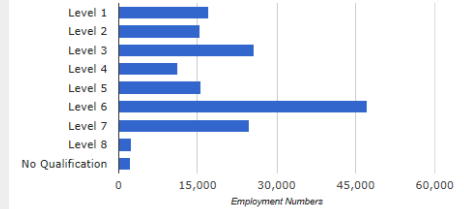
Employment Change (2017 - 2024)



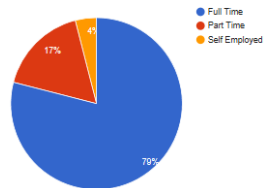
Skill Shortage Vacancies (National)



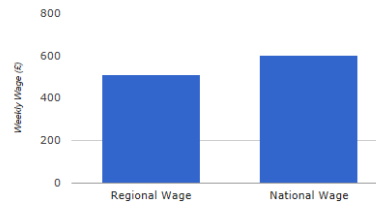
Qualification Level (National)



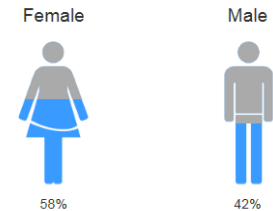
Employment Status (National)



Weekly Wage



Gender (National)



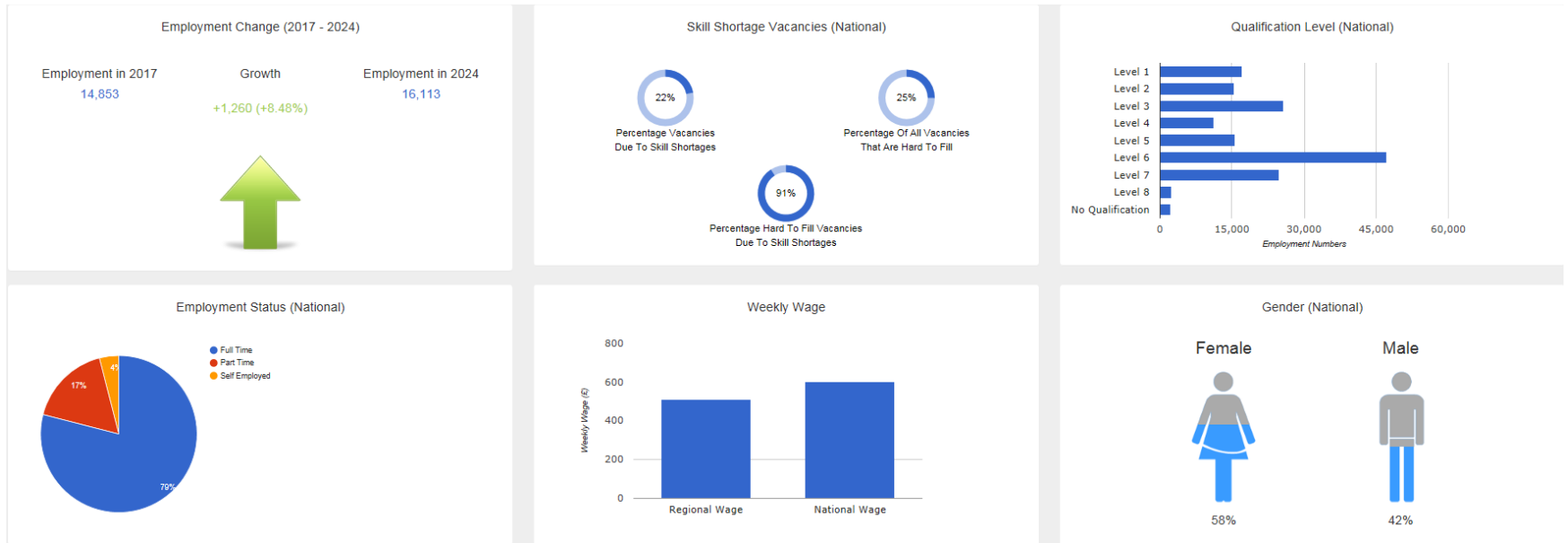
RETURN BACK TO MAIN MENU

Back

Next

Business

Human Resources Officer (West Midlands - England)



RETURN BACK TO MAIN MENU

Back

Next

Business

Human Resources Officer (East of England)

Employment Change (2017 - 2024)

Employment in 2017
16,251

Growth
+1,569 (+9.65%)

Employment in 2024
17,820



Skill Shortage Vacancies (National)



Percentage Vacancies
Due To Skill Shortages

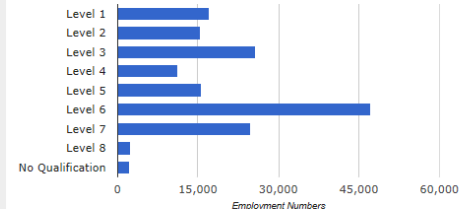


Percentage Of All Vacancies
That Are Hard To Fill

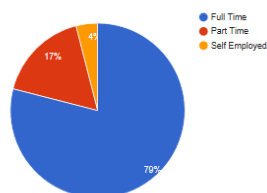


Percentage Hard To Fill Vacancies
Due To Skill Shortages

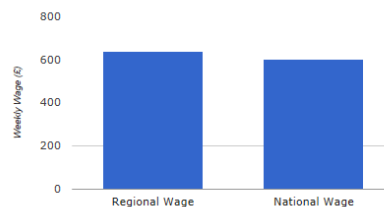
Qualification Level (National)



Employment Status (National)



Weekly Wage



Gender (National)

Female



58%

Male



42%

RETURN BACK TO MAIN MENU

Back

Next

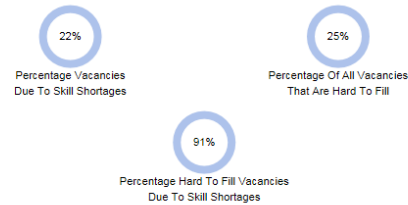
Business

Human Resources Officer (London)

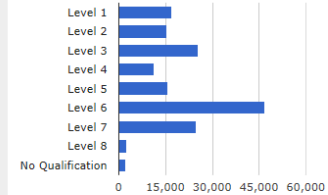
Employment Change (2017 - 2024)



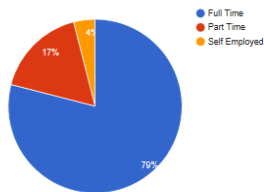
Skill Shortage Vacancies (National)



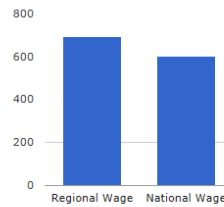
Qualification Level (National)



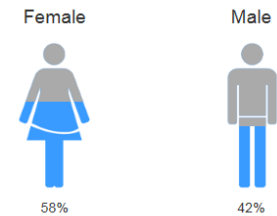
Employment Status (National)



Weekly Wage



Gender (National)



RETURN BACK TO MAIN MENU

Back

Next

Business

Human Resources Officer (South East - England)

Employment Change (2017 - 2024)

Employment in 2017
22,955

Growth
+1,580 (+6.88%)

Employment in 2024
24,535



Skill Shortage Vacancies (National)



Percentage Vacancies
Due To Skill Shortages

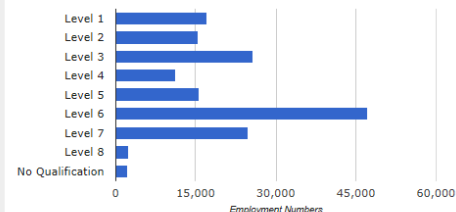


Percentage Of All Vacancies
That Are Hard To Fill

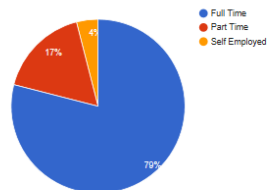


Percentage Hard To Fill Vacancies
Due To Skill Shortages

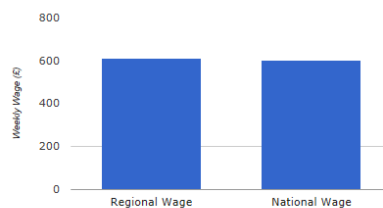
Qualification Level (National)



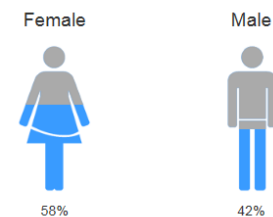
Employment Status (National)



Weekly Wage



Gender (National)



RETURN BACK TO MAIN MENU

Back

Next

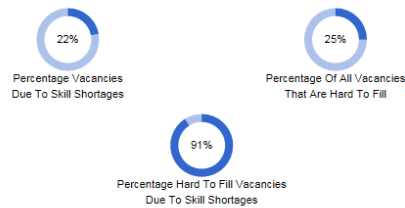
Business

Human Resources Officer (South West - England)

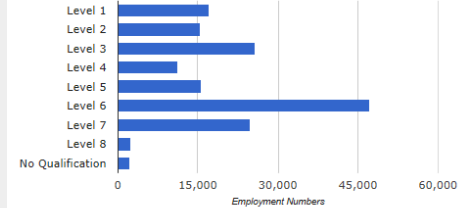
Employment Change (2017 - 2024)



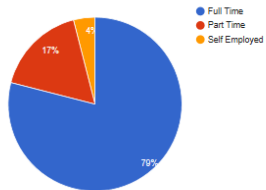
Skill Shortage Vacancies (National)



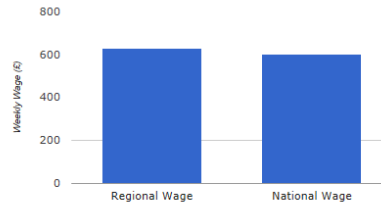
Qualification Level (National)




Employment Status (National)



Weekly Wage



Gender (National)



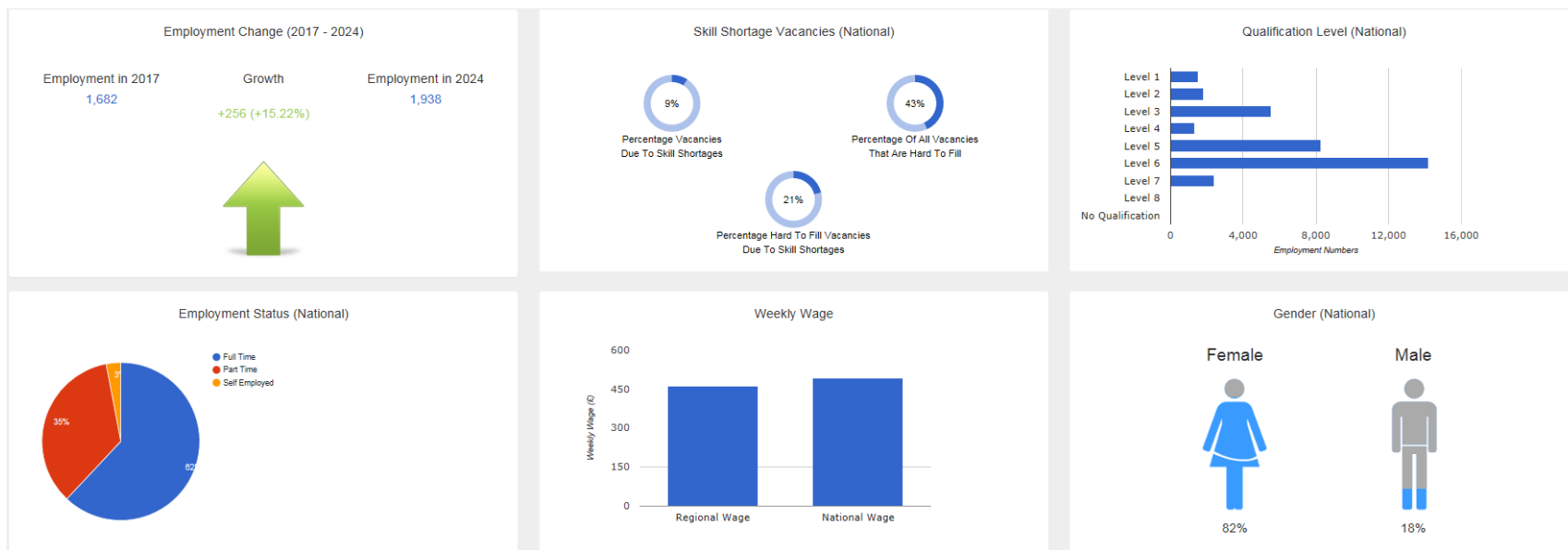
RETURN BACK TO MAIN MENU

Back

Next

Child Development & Early Years

Child & Early Years Officers (North East - England)



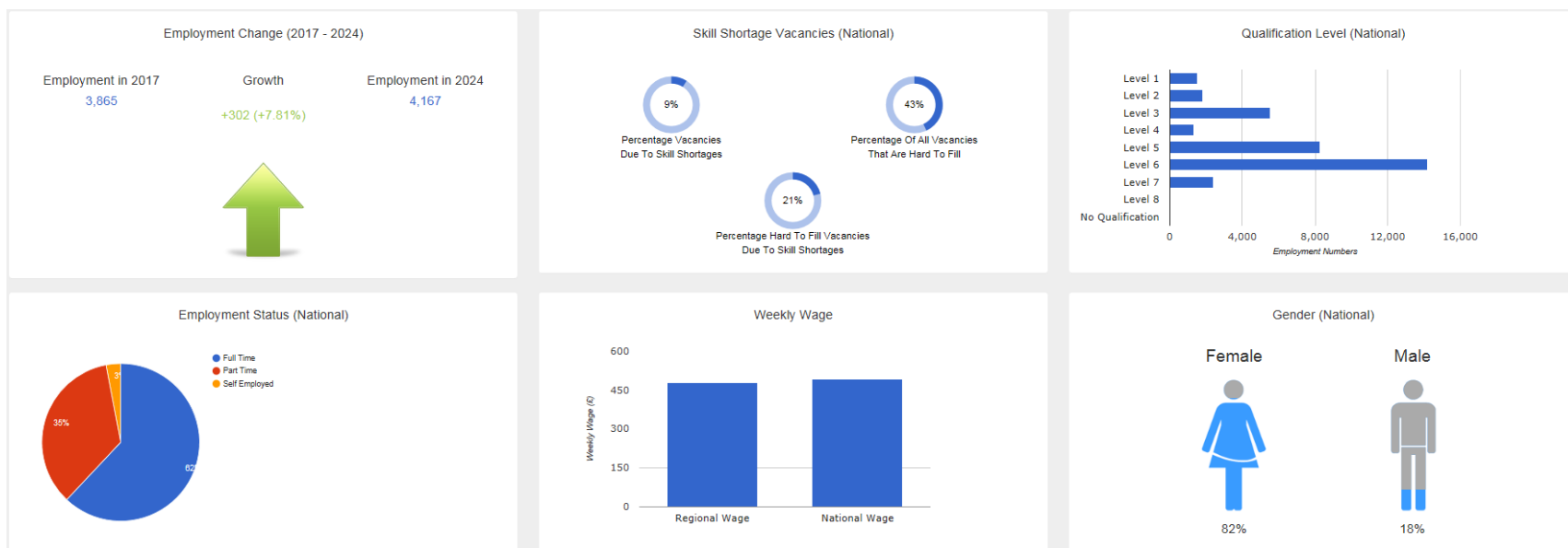
[RETURN BACK TO MAIN MENU](#)

[Back](#)

[Next](#)

Child Development & Early Years

Child & Early Years Officers (North West - England)



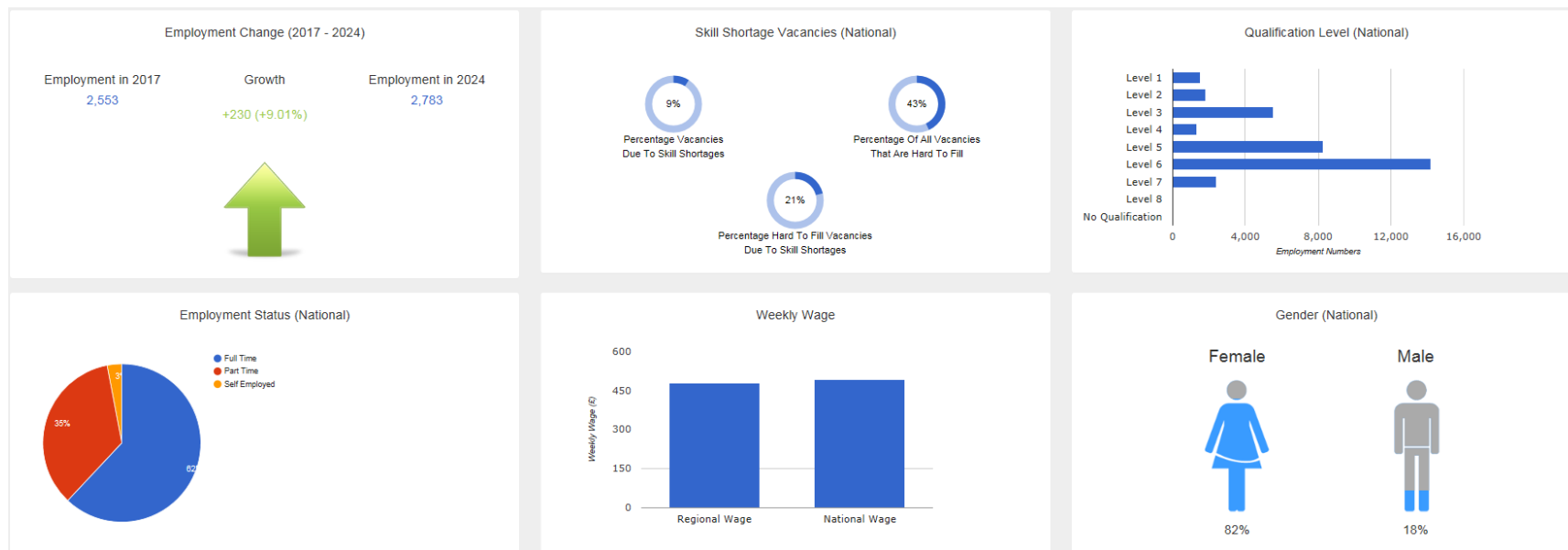
[RETURN BACK TO MAIN MENU](#)

[Back](#)

[Next](#)

Child Development & Early Years

Child & Early Years Officers (Yorkshire and The Humber)



[RETURN BACK TO MAIN MENU](#)

[Back](#)

[Next](#)

Child Development & Early Years

Child & Early Years Officers (East Midlands - England)



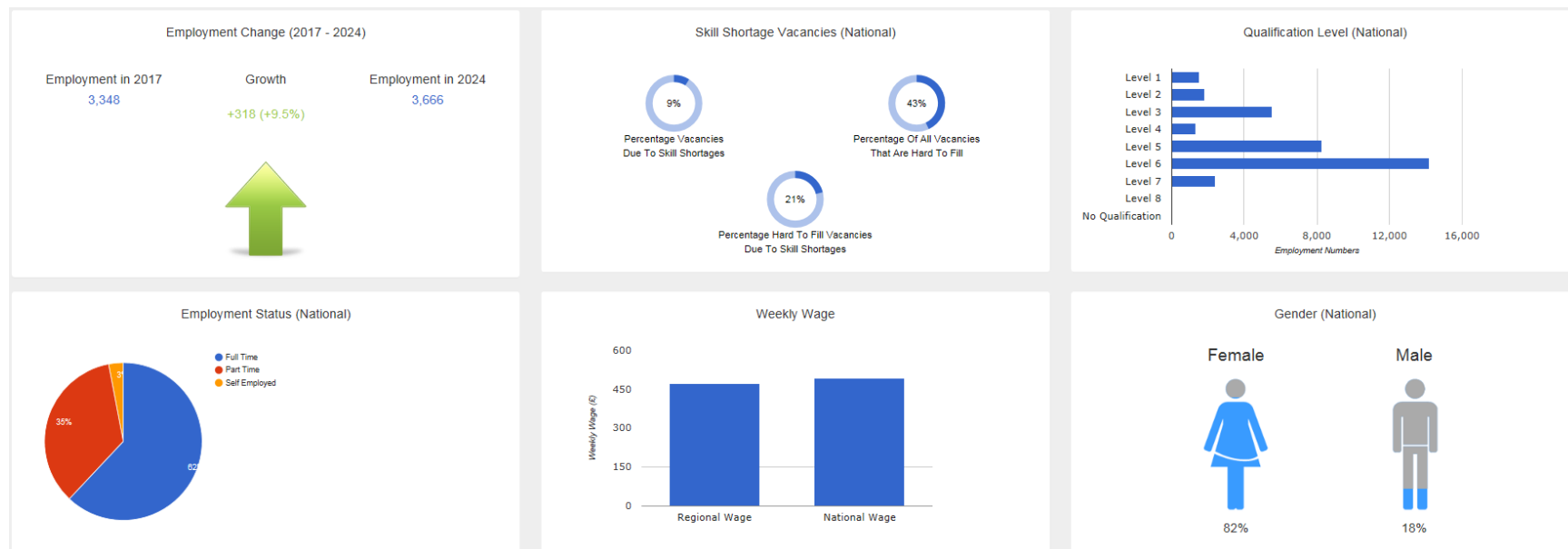
[RETURN BACK TO MAIN MENU](#)

[Back](#)

[Next](#)

Child Development & Early Years

Child & Early Years Officers (West Midlands - England)



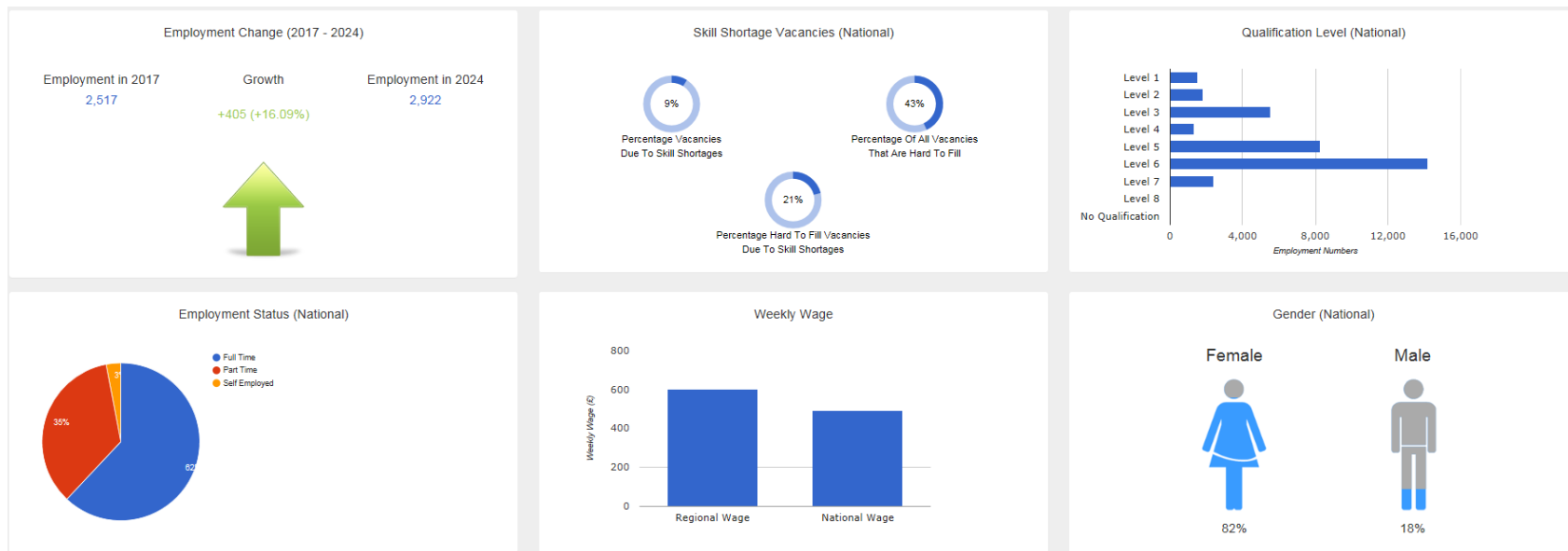
[RETURN BACK TO MAIN MENU](#)

[Back](#)

[Next](#)

Child Development & Early Years

Child & Early Years Officers (East of England)



[RETURN BACK TO MAIN MENU](#)

[Back](#)

[Next](#)

Child Development & Early Years

Child & Early Years Officers (London)



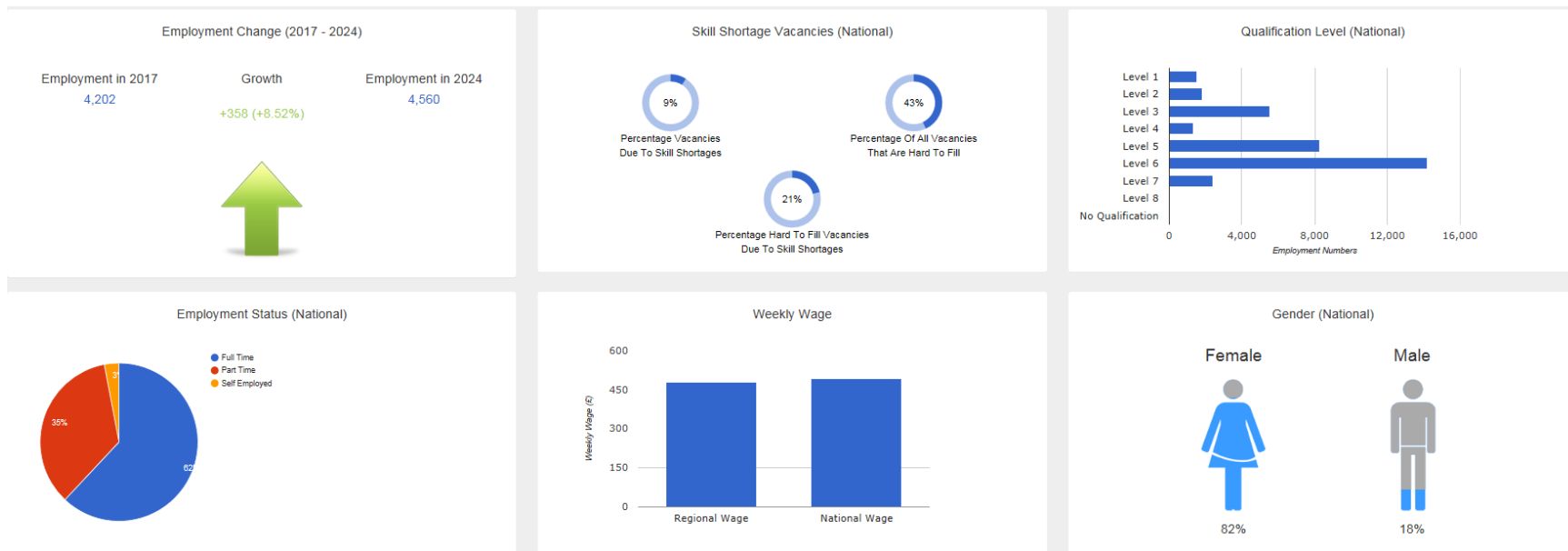
[RETURN BACK TO MAIN MENU](#)

[Back](#)

[Next](#)

Child Development & Early Years

Child & Early Years Officers (South East - England)



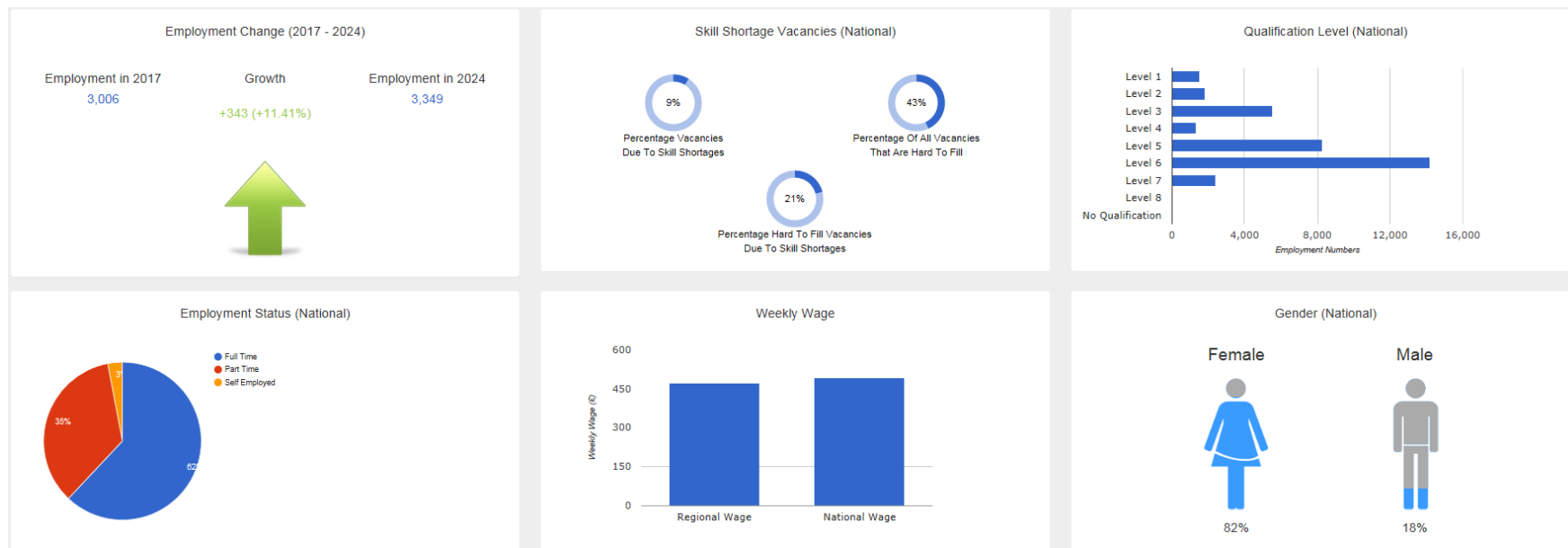
[RETURN BACK TO MAIN MENU](#)

[Back](#)

[Next](#)

Child Development & Early Years

Child & Early Years Officers (South West - England)



[RETURN BACK TO MAIN MENU](#)

[Back](#)

[Next](#)

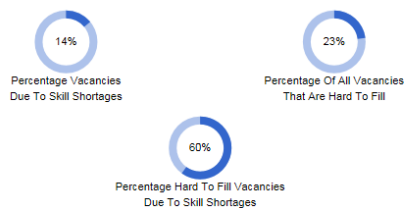
Child Development & Early Years

Primary & Nursery Teachers (North East - England)

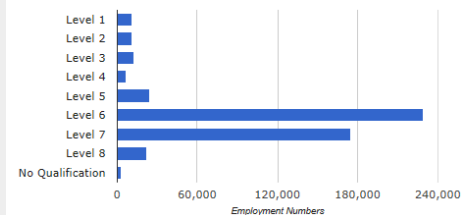
Employment Change (2017 - 2024)



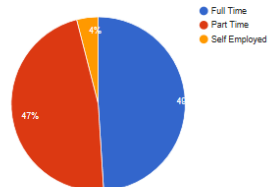
Skill Shortage Vacancies (National)



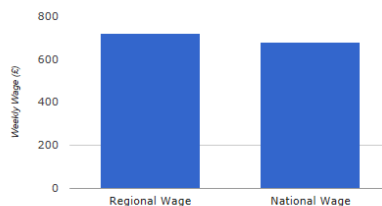
Qualification Level (National)



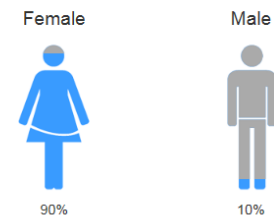
Employment Status (National)



Weekly Wage



Gender (National)



RETURN BACK TO MAIN MENU

Back

Next

Child Development & Early Years

Primary & Nursery Teachers (North West - England)

Employment Change (2017 - 2024)

Employment in 2017
51,081

Growth
+1,622 (+3.18%)

Employment in 2024
52,703



Skill Shortage Vacancies (National)



Percentage Vacancies
Due To Skill Shortages

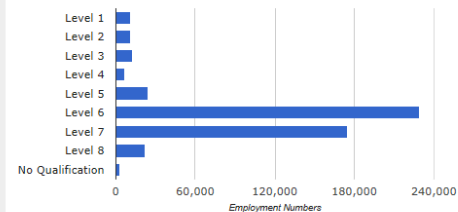


Percentage Of All Vacancies
That Are Hard To Fill

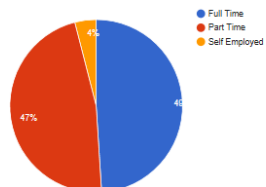


Percentage Hard To Fill Vacancies
Due To Skill Shortages

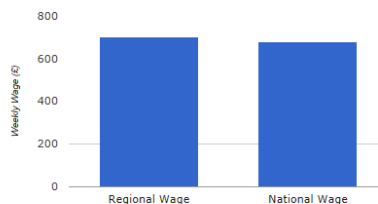
Qualification Level (National)



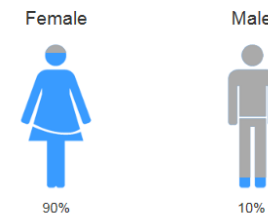
Employment Status (National)



Weekly Wage



Gender (National)



RETURN BACK TO MAIN MENU

Back

Next

Child Development & Early Years

Primary & Nursery Teachers (Yorkshire and The Humber)

Employment Change (2017 - 2024)

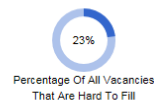
Employment in 2017
36,889

Growth
+2,469 (+6.69%)

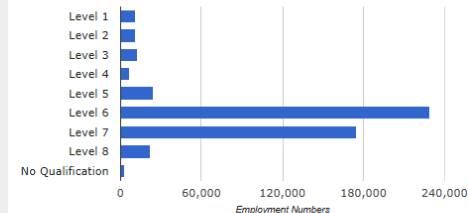
Employment in 2024
39,358



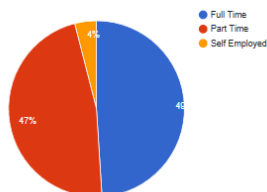
Skill Shortage Vacancies (National)



Qualification Level (National)



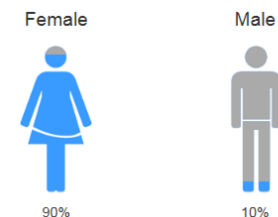
Employment Status (National)



Weekly Wage



Gender (National)



[RETURN BACK TO MAIN MENU](#)

[Back](#)

[Next](#)

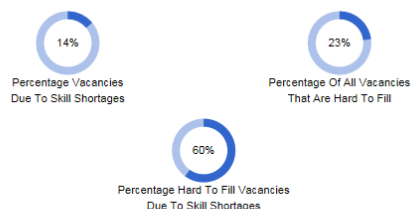
Child Development & Early Years

Primary & Nursery Teachers (East Midlands - England)

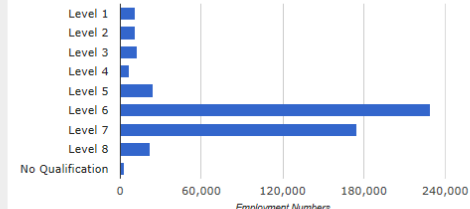
Employment Change (2017 - 2024)



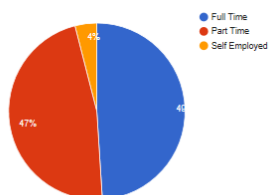
Skill Shortage Vacancies (National)



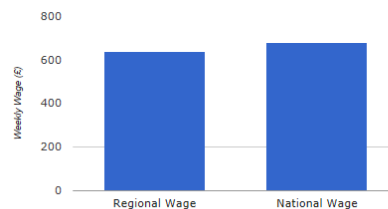
Qualification Level (National)



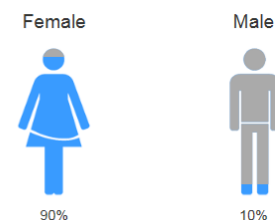
Employment Status (National)



Weekly Wage



Gender (National)



RETURN BACK TO MAIN MENU

Back

Next

Child Development & Early Years

Primary & Nursery Teachers (West Midlands - England)

Employment Change (2017 - 2024)

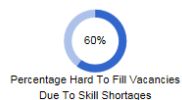
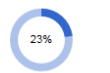
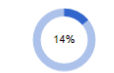
Employment in 2017
35,035

Growth
+2,867 (+8.18%)

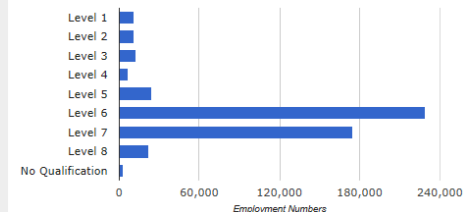
Employment in 2024
37,902



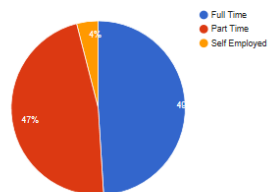
Skill Shortage Vacancies (National)



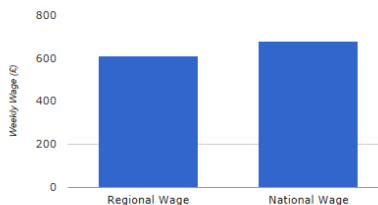
Qualification Level (National)



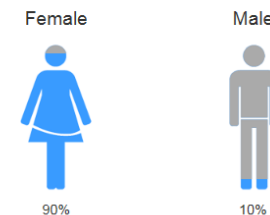
Employment Status (National)



Weekly Wage



Gender (National)



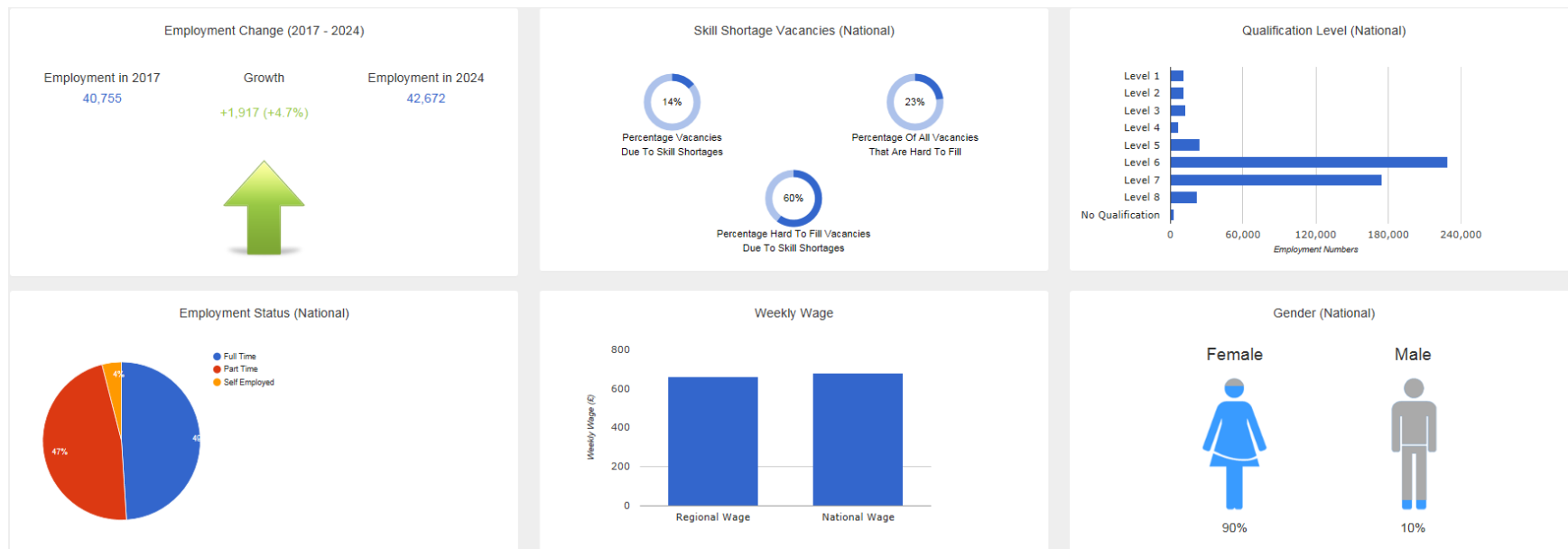
[RETURN BACK TO MAIN MENU](#)

[Back](#)

[Next](#)

Child Development & Early Years

Primary & Nursery Teachers (East of England)



RETURN BACK TO MAIN MENU

Back

Next

Child Development & Early Years

Primary & Nursery Teachers (London)

Employment Change (2017 - 2024)

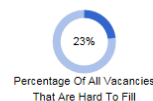
Employment in 2017
99,755

Employment in 2024
107,730

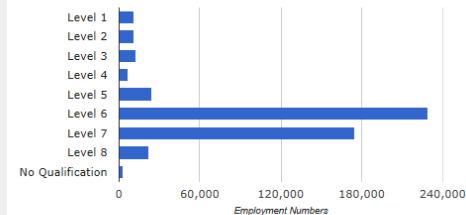
Growth
+7,975 (+7.99%)



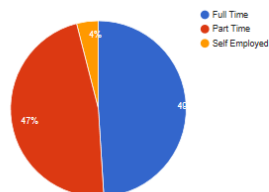
Skill Shortage Vacancies (National)



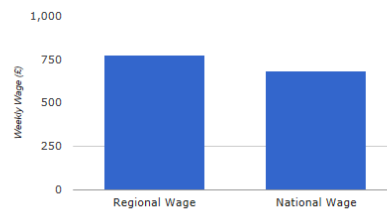
Qualification Level (National)



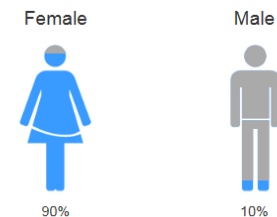
Employment Status (National)



Weekly Wage



Gender (National)



[RETURN BACK TO MAIN MENU](#)

[Back](#)

[Next](#)

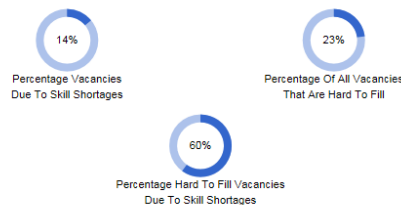
Child Development & Early Years

Primary & Nursery Teachers (South East - England)

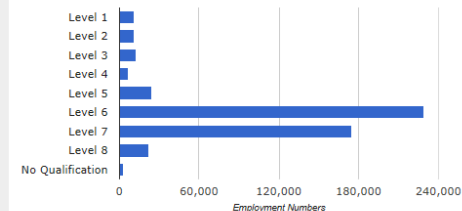
Employment Change (2017 - 2024)



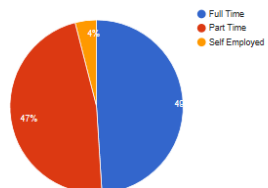
Skill Shortage Vacancies (National)



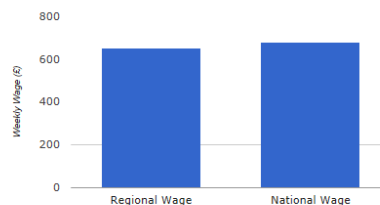
Qualification Level (National)



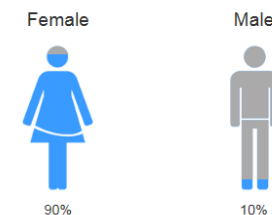
Employment Status (National)



Weekly Wage



Gender (National)



[RETURN BACK TO MAIN MENU](#)

[Back](#)

[Next](#)

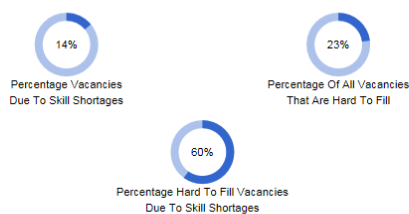
Child Development & Early Years

Primary & Nursery Teachers (South West - England)

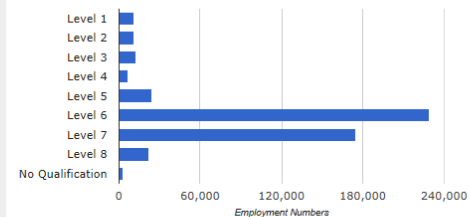
Employment Change (2017 - 2024)



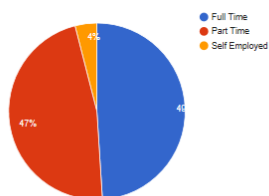
Skill Shortage Vacancies (National)



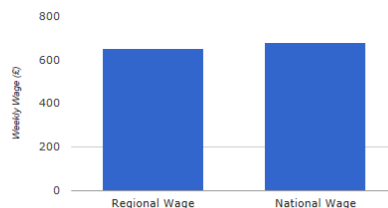
Qualification Level (National)



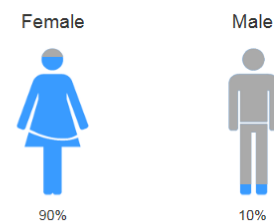
Employment Status (National)



Weekly Wage



Gender (National)



[RETURN BACK TO MAIN MENU](#)

[Back](#)

[Next](#)

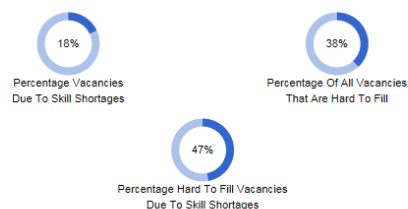
Child Development & Early Years

Childminders (North East - England)

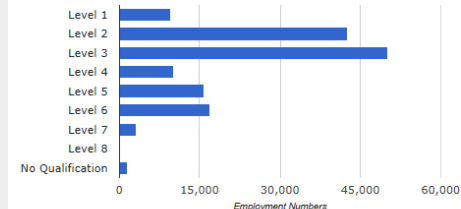
Employment Change (2017 - 2024)



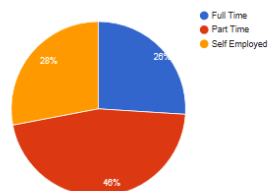
Skill Shortage Vacancies (National)



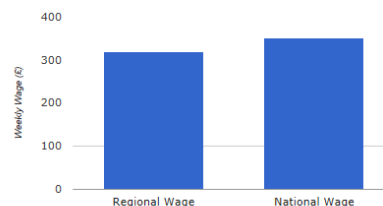
Qualification Level (National)



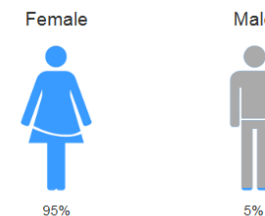
Employment Status (National)



Weekly Wage



Gender (National)



[RETURN BACK TO MAIN MENU](#)

[Back](#)

[Next](#)

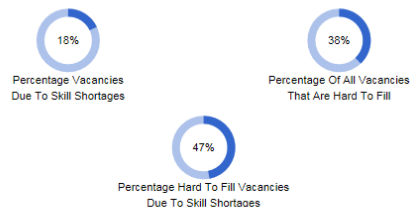
Child Development & Early Years

Childminders (North West - England)

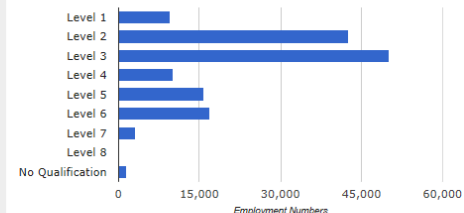
Employment Change (2017 - 2024)



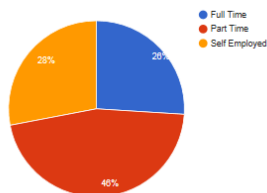
Skill Shortage Vacancies (National)



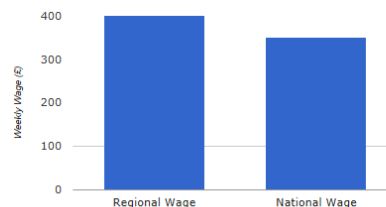
Qualification Level (National)



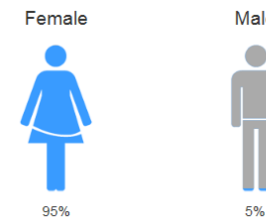
Employment Status (National)



Weekly Wage



Gender (National)



RETURN BACK TO MAIN MENU

Back

Next

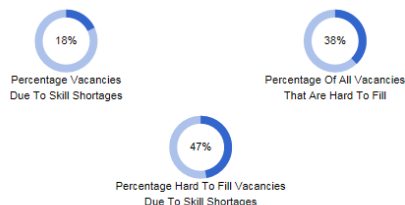
Child Development & Early Years

Childminders (Yorkshire and The Humber)

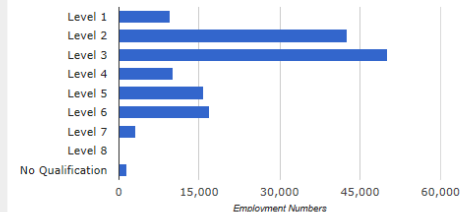
Employment Change (2017 - 2024)



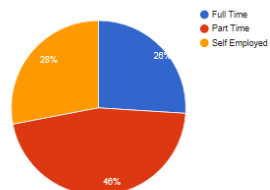
Skill Shortage Vacancies (National)



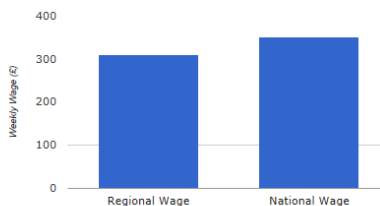
Qualification Level (National)



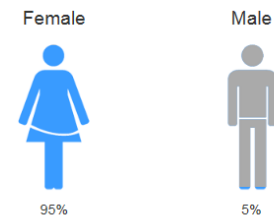
Employment Status (National)



Weekly Wage



Gender (National)



[RETURN BACK TO MAIN MENU](#)

[Back](#)

[Next](#)

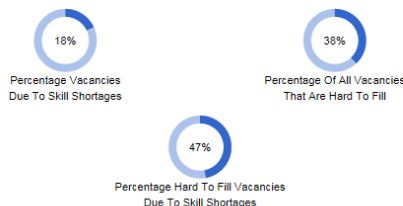
Child Development & Early Years

Childminders (East Midlands - England)

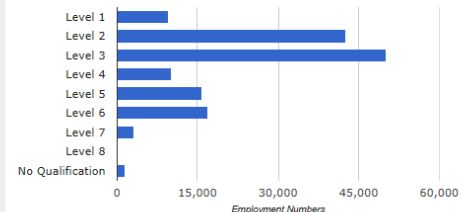
Employment Change (2017 - 2024)



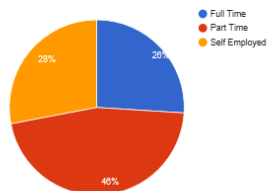
Skill Shortage Vacancies (National)



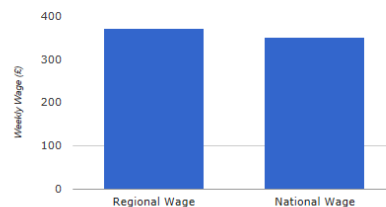
Qualification Level (National)



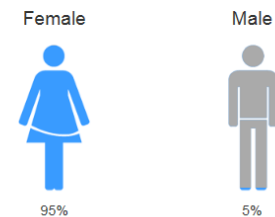
Employment Status (National)



Weekly Wage



Gender (National)



RETURN BACK TO MAIN MENU

Back

Next

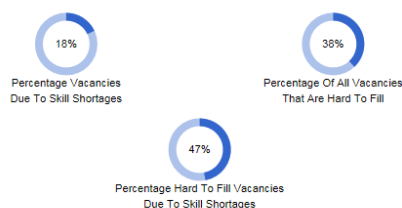
Child Development & Early Years

Childminders (West Midlands - England)

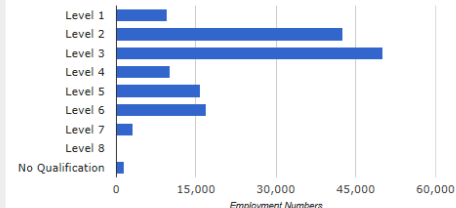
Employment Change (2017 - 2024)



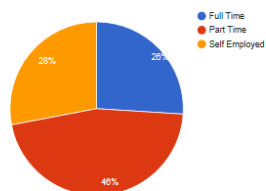
Skill Shortage Vacancies (National)



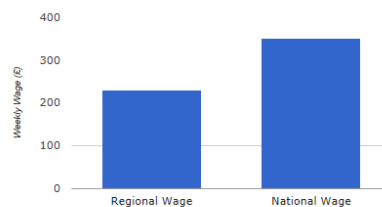
Qualification Level (National)



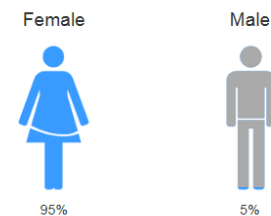
Employment Status (National)



Weekly Wage



Gender (National)



[RETURN BACK TO MAIN MENU](#)

[Back](#)

[Next](#)

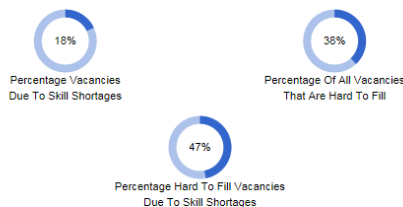
Child Development & Early Years

Childminders (East of England)

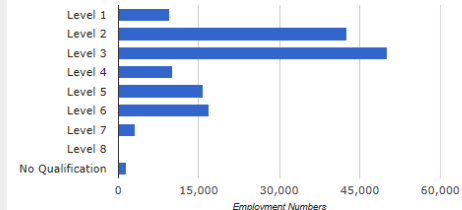
Employment Change (2017 - 2024)



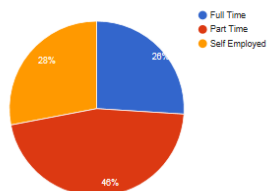
Skill Shortage Vacancies (National)



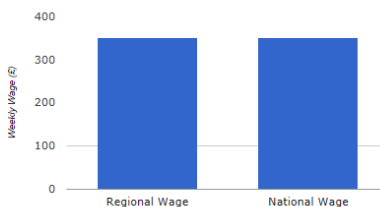
Qualification Level (National)



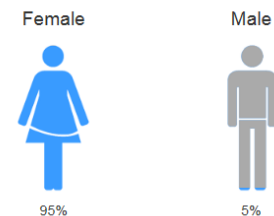
Employment Status (National)



Weekly Wage



Gender (National)



RETURN BACK TO MAIN MENU

Back

Next

Child Development & Early Years

Childminders (London)

Employment Change (2017 - 2024)

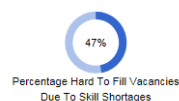
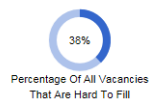
Employment in 2017
20,123

Growth
+758 (+3.77%)

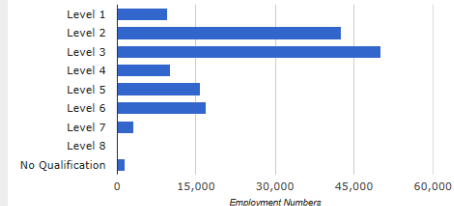
Employment in 2024
20,881



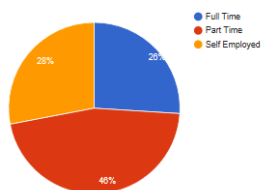
Skill Shortage Vacancies (National)



Qualification Level (National)



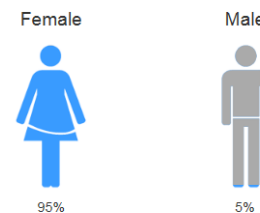
Employment Status (National)



Weekly Wage



Gender (National)



RETURN BACK TO MAIN MENU

Back

Next

Child Development & Early Years

Childminders (South East - England)



[RETURN BACK TO MAIN MENU](#)

[Back](#)

[Next](#)

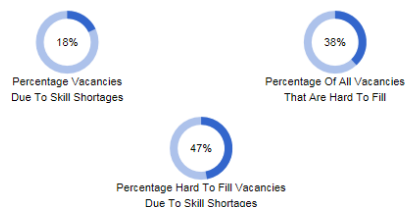
Child Development & Early Years

Childminders (South West - England)

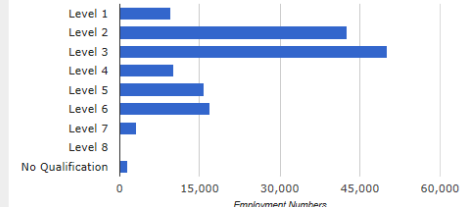
Employment Change (2017 - 2024)



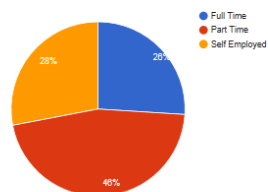
Skill Shortage Vacancies (National)



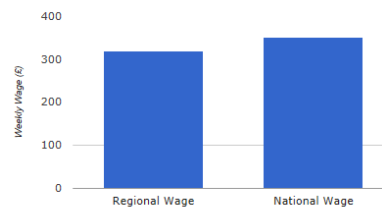
Qualification Level (National)



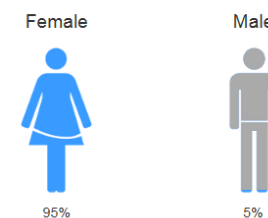
Employment Status (National)



Weekly Wage



Gender (National)



[RETURN BACK TO MAIN MENU](#)

[Back](#)

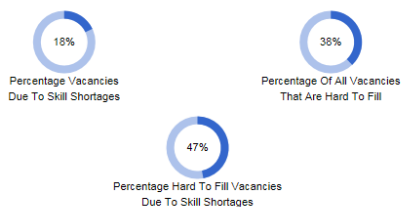
[Next](#)

Child Development & Early Years Playworkers (North East - England)

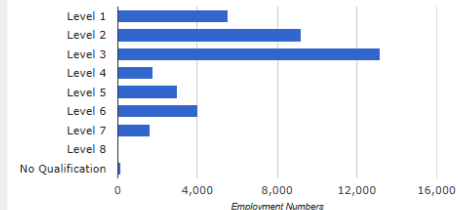
Employment Change (2017 - 2024)



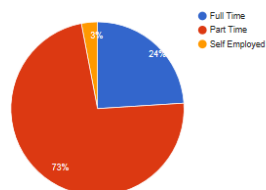
Skill Shortage Vacancies (National)



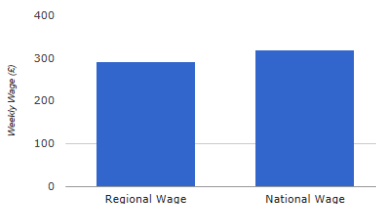
Qualification Level (National)



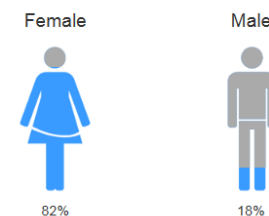
Employment Status (National)



Weekly Wage



Gender (National)



RETURN BACK TO MAIN MENU

Back

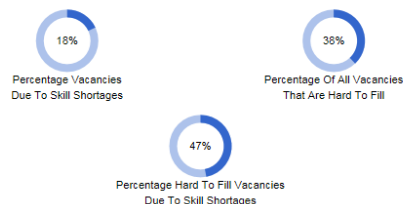
Next

Child Development & Early Years Playworkers (North West - England)

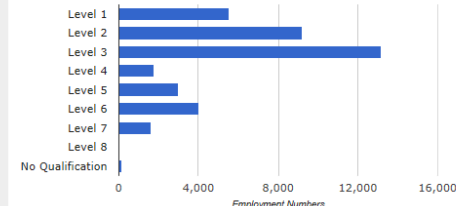
Employment Change (2017 - 2024)



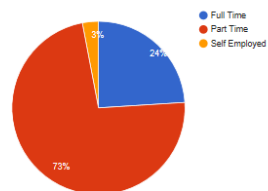
Skill Shortage Vacancies (National)



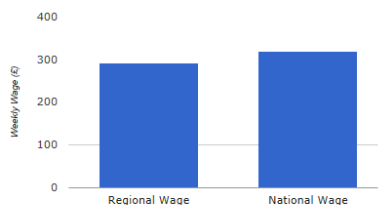
Qualification Level (National)



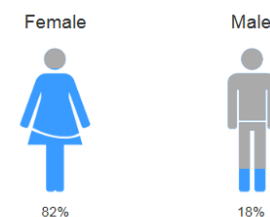
Employment Status (National)



Weekly Wage



Gender (National)



RETURN BACK TO MAIN MENU

Back

Next

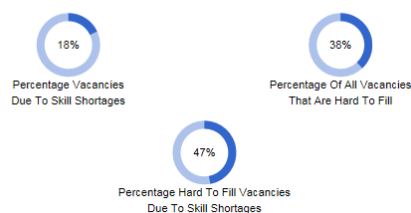
Child Development & Early Years

Playworkers (Yorkshire and The Humber)

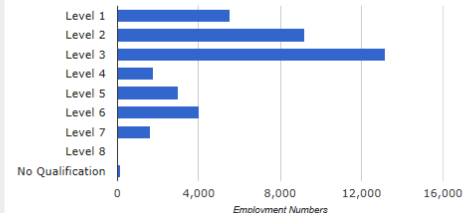
Employment Change (2017 - 2024)



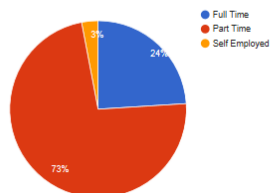
Skill Shortage Vacancies (National)



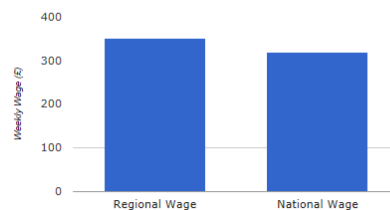
Qualification Level (National)



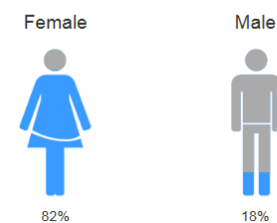
Employment Status (National)



Weekly Wage



Gender (National)



[RETURN BACK TO MAIN MENU](#)

[Back](#)

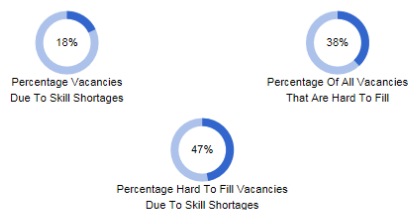
[Next](#)

Child Development & Early Years Playworkers (East Midlands - England)

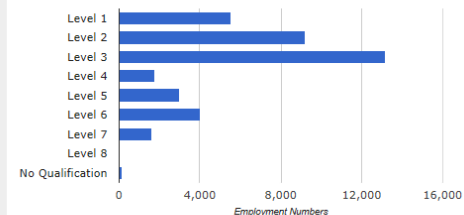
Employment Change (2017 - 2024)



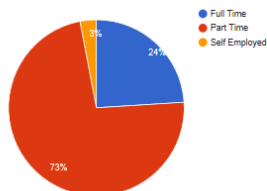
Skill Shortage Vacancies (National)



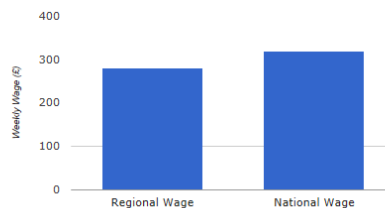
Qualification Level (National)



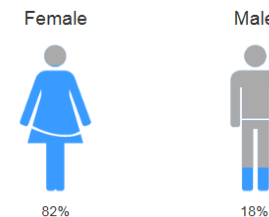
Employment Status (National)



Weekly Wage



Gender (National)



[RETURN BACK TO MAIN MENU](#)

[Back](#)

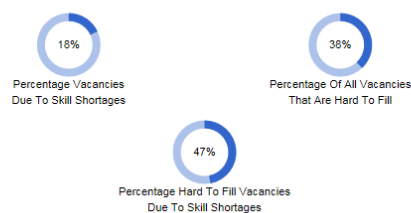
[Next](#)

Child Development & Early Years Playworkers (West Midlands - England)

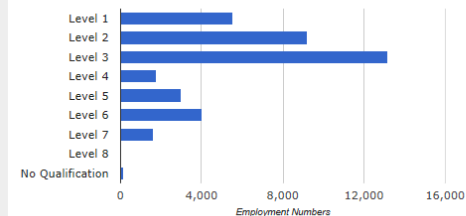
Employment Change (2017 - 2024)



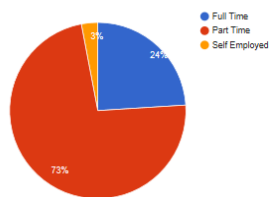
Skill Shortage Vacancies (National)



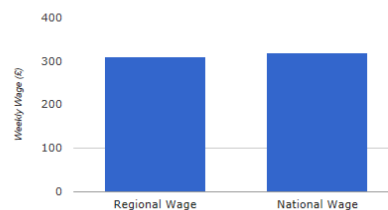
Qualification Level (National)



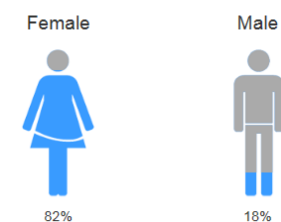
Employment Status (National)



Weekly Wage



Gender (National)



[RETURN BACK TO MAIN MENU](#)

[Back](#)

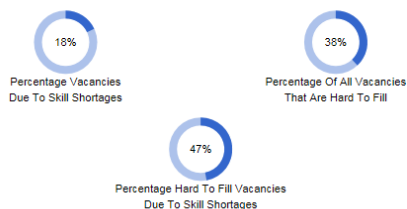
[Next](#)

Child Development & Early Years Playworkers (East of England)

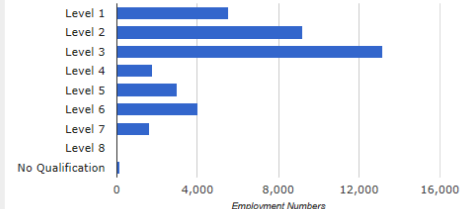
Employment Change (2017 - 2024)



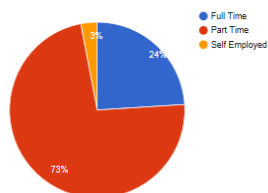
Skill Shortage Vacancies (National)



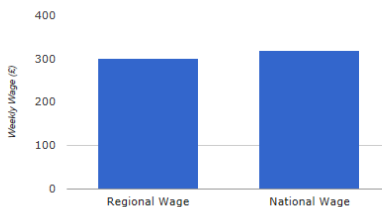
Qualification Level (National)



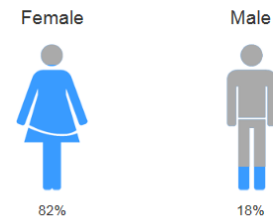
Employment Status (National)



Weekly Wage



Gender (National)

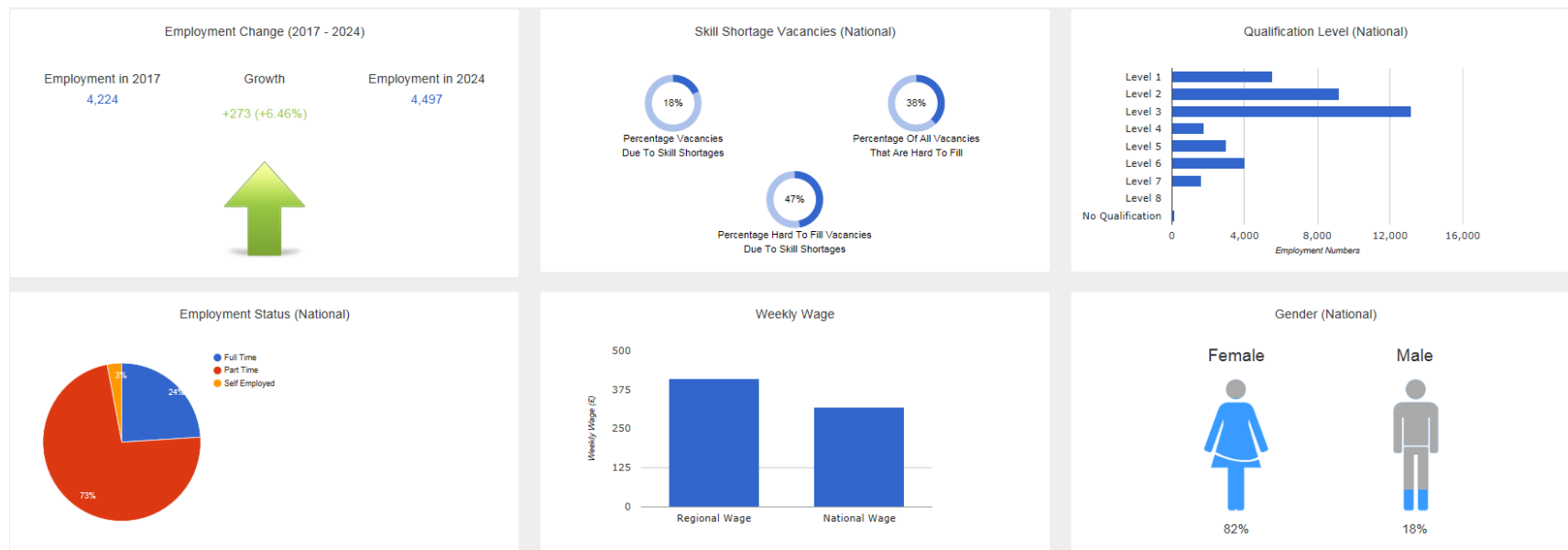


RETURN BACK TO MAIN MENU

Back

Next

Child Development & Early Years Playworkers (London)



[RETURN BACK TO MAIN MENU](#)

[Back](#)

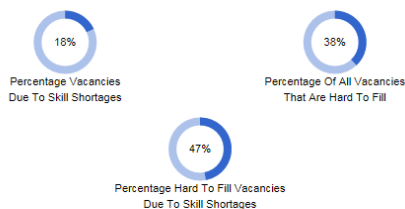
[Next](#)

Child Development & Early Years Playworkers (South East - England)

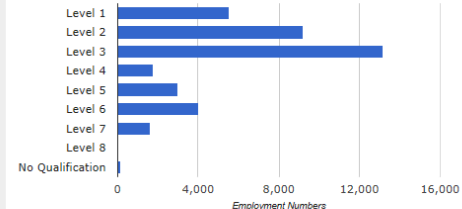
Employment Change (2017 - 2024)



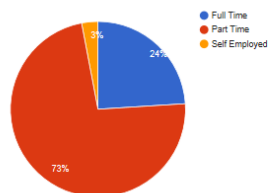
Skill Shortage Vacancies (National)



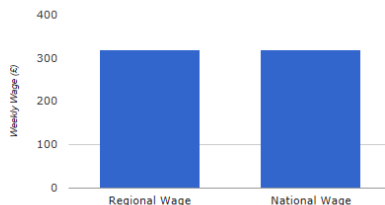
Qualification Level (National)



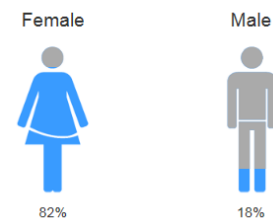
Employment Status (National)



Weekly Wage



Gender (National)



RETURN BACK TO MAIN MENU

Back

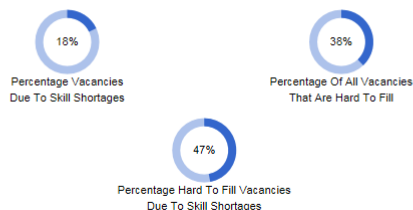
Next

Child Development & Early Years Playworkers (South West - England)

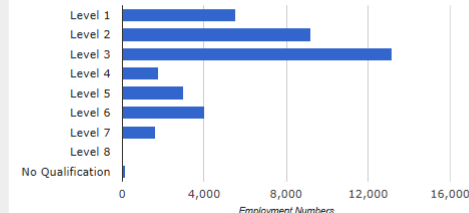
Employment Change (2017 - 2024)



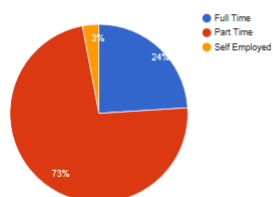
Skill Shortage Vacancies (National)



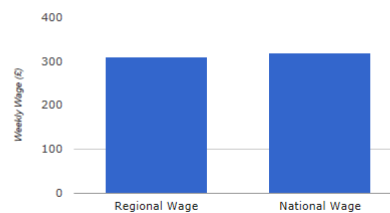
Qualification Level (National)



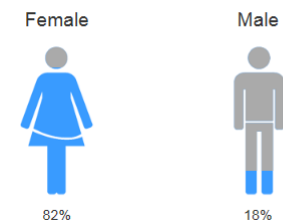
Employment Status (National)



Weekly Wage



Gender (National)



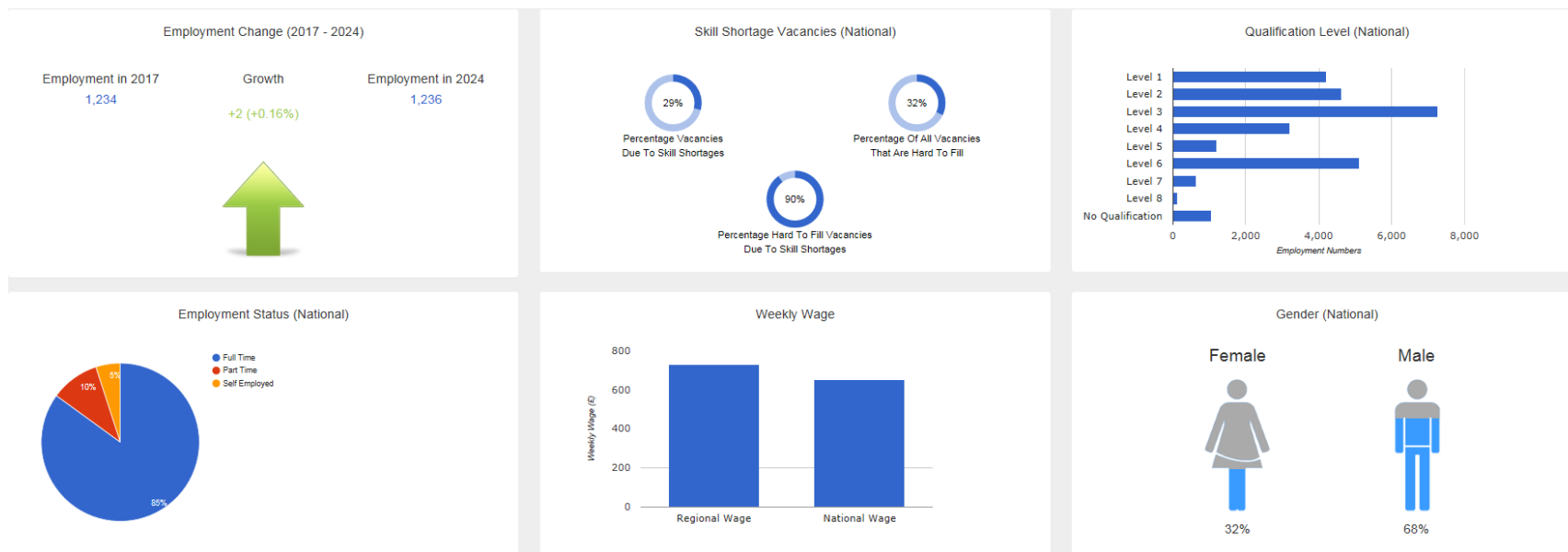
RETURN BACK TO MAIN MENU

Back

Next

Creative Design and Production (Craft)

Planning, Process & Production Technicians (North East - England)



[RETURN BACK TO MAIN MENU](#)

[Back](#)

[Next](#)

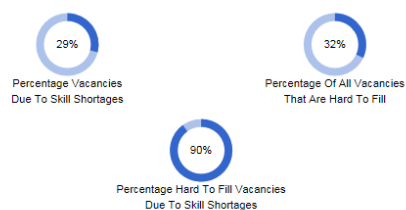
Creative Design and Production (Craft)

Planning, Process & Production Technicians (North West - England)

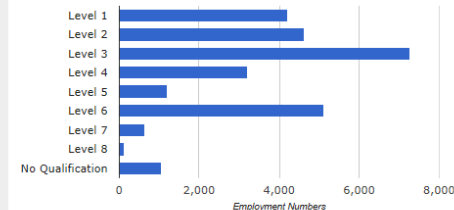
Employment Change (2017 - 2024)



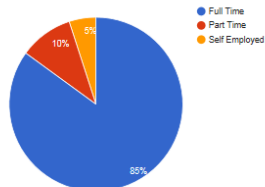
Skill Shortage Vacancies (National)



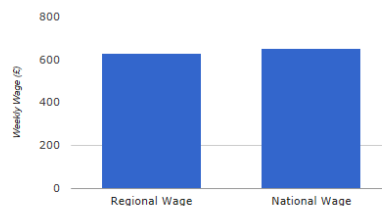
Qualification Level (National)



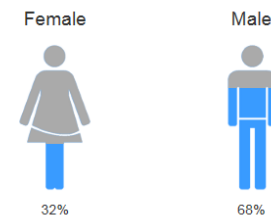
Employment Status (National)



Weekly Wage



Gender (National)



RETURN BACK TO MAIN MENU

Back

Next

Creative Design and Production (Craft)

Planning, Process & Production Technicians (Yorkshire and The Humber)

Employment Change (2017 - 2024)

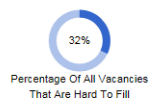
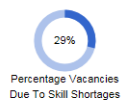
Employment in 2017
2,407

Growth
-28 (-1.16%)

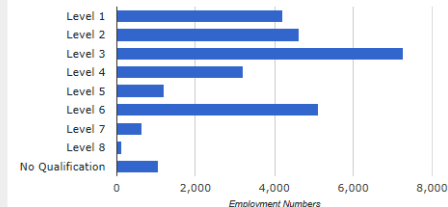
Employment in 2024
2,379



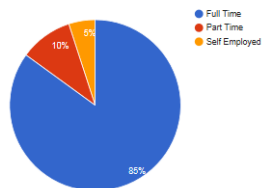
Skill Shortage Vacancies (National)



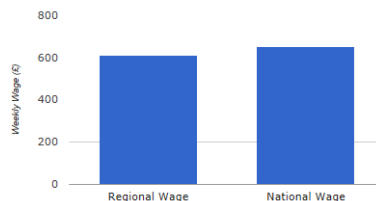
Qualification Level (National)



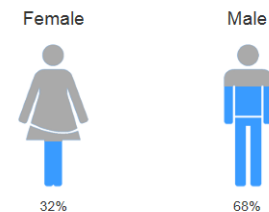
Employment Status (National)



Weekly Wage



Gender (National)



RETURN BACK TO MAIN MENU

Back

Next

Creative Design and Production (Craft)

Planning, Process & Production Technicians (East Midlands - England)



[RETURN BACK TO MAIN MENU](#)

[Back](#)

[Next](#)

Creative Design and Production (Craft)

Planning, Process & Production Technicians (West Midlands - England)

Employment Change (2017 - 2024)

Employment in 2017
7,388

Growth
+77 (+1.04%)

Employment in 2024
7,465



Skill Shortage Vacancies (National)



Percentage Vacancies
Due To Skill Shortages

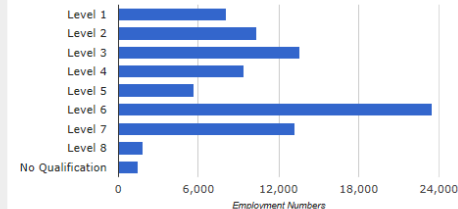


Percentage Of All Vacancies
That Are Hard To Fill

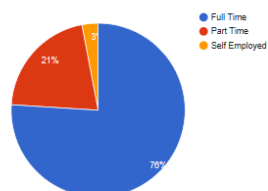


Percentage Hard To Fill Vacancies
Due To Skill Shortages

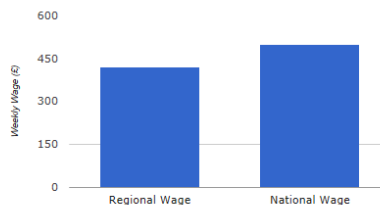
Qualification Level (National)



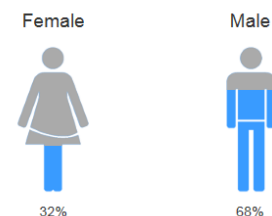
Employment Status (National)



Weekly Wage



Gender (National)



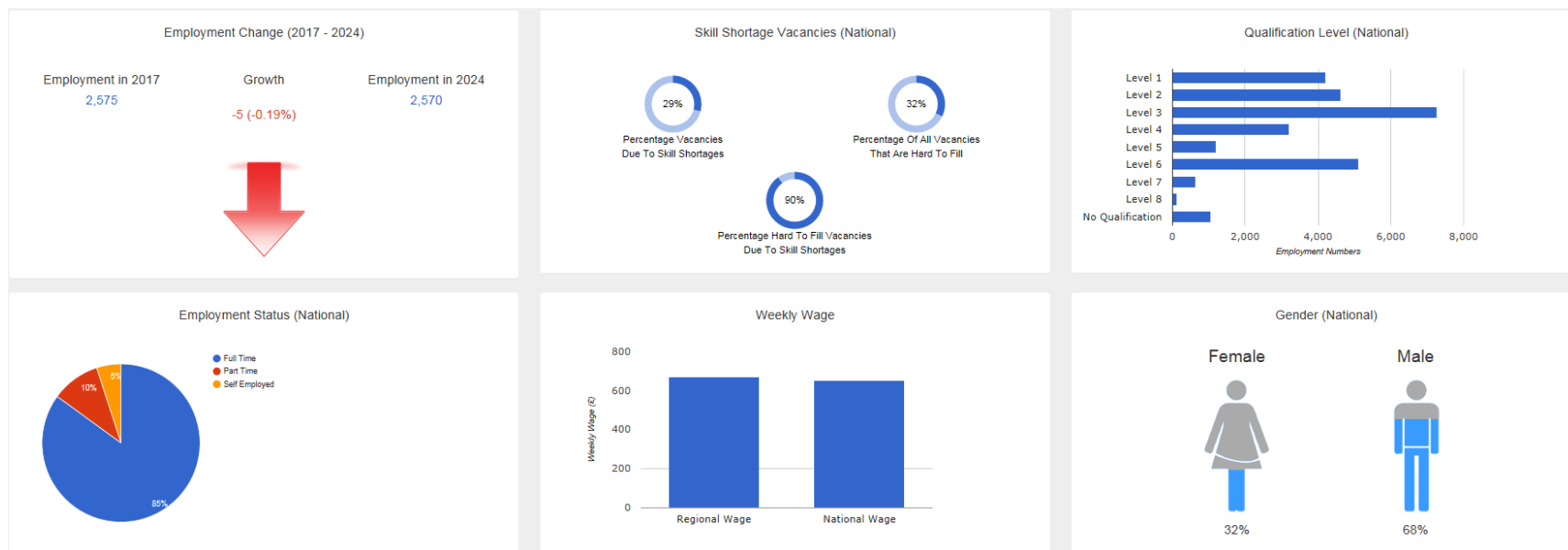
RETURN BACK TO MAIN MENU

Back

Next

Creative Design and Production (Craft)

Planning, Process & Production Technicians (East of England)



[RETURN BACK TO MAIN MENU](#)

[Back](#)

[Next](#)


Creative Design and Production (Craft)

Planning, Process & Production Technicians (London)

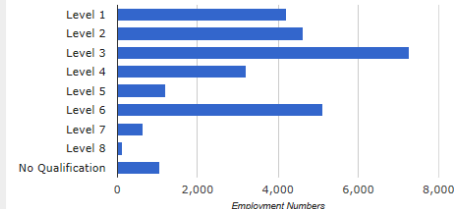
Employment Change (2017 - 2024)



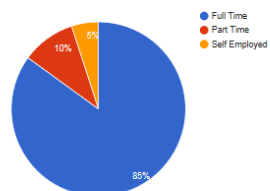
Skill Shortage Vacancies (National)



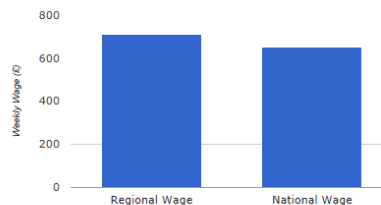
Qualification Level (National)



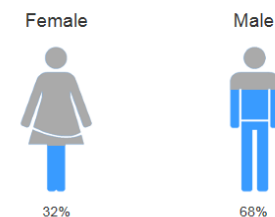
Employment Status (National)



Weekly Wage



Gender (National)



RETURN BACK TO MAIN MENU

Back

Next

Creative Design and Production (Craft)

Planning, Process & Production Technicians (South East - England)



[RETURN BACK TO MAIN MENU](#)

[Back](#)

[Next](#)

Creative Design and Production (Craft)

Planning, Process & Production Technicians (South West - England)



[RETURN BACK TO MAIN MENU](#)

[Back](#)

[Next](#)

Creative Design and Production (Craft)

Draughtspersons (North East - England)



[RETURN BACK TO MAIN MENU](#)

[Back](#)

[Next](#)

Creative Design and Production (Craft)

Draughtspersons (North West - England)

Employment Change (2017 - 2024)

Employment in 2017
5,196

Growth
-19 (-0.37%)

Employment in 2024
5,177



Skill Shortage Vacancies (National)



Percentage Vacancies
Due To Skill Shortages

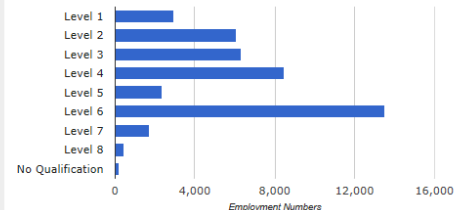


Percentage Of All Vacancies
That Are Hard To Fill

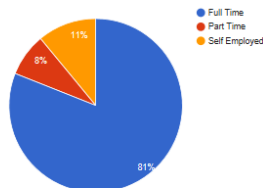


Percentage Hard To Fill Vacancies
Due To Skill Shortages

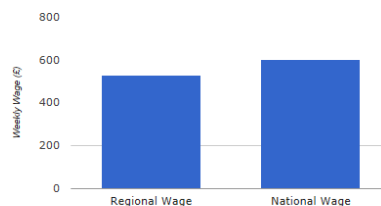
Qualification Level (National)



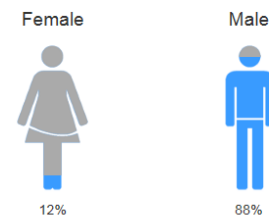
Employment Status (National)



Weekly Wage



Gender (National)



RETURN BACK TO MAIN MENU

Back

Next

Creative Design and Production (Craft)

Draughtspersons (Yorkshire and The Humber)



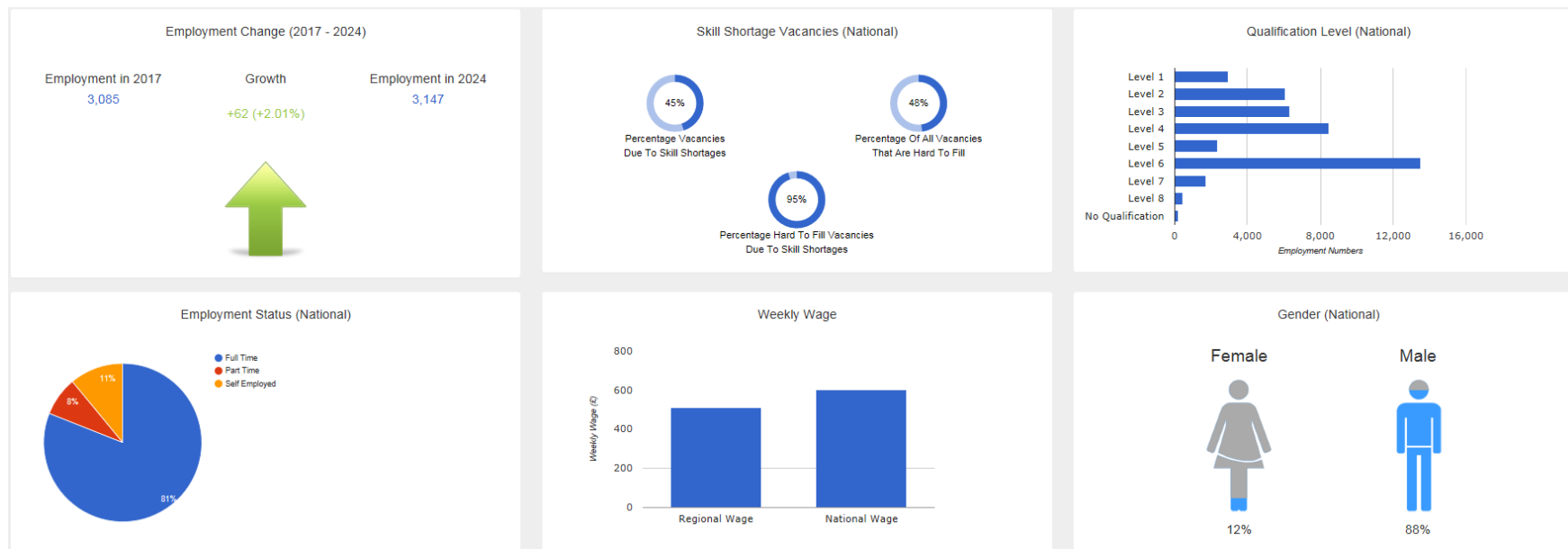
[RETURN BACK TO MAIN MENU](#)

[Back](#)

[Next](#)

Creative Design and Production (Craft)

Draughtspersons (East Midlands - England)



[RETURN BACK TO MAIN MENU](#)

[Back](#)

[Next](#)

Creative Design and Production (Craft)

Draughtspersons (West Midlands - England)

Employment Change (2017 - 2024)

Employment in 2017
3,672

Growth
-24 (-0.65%)

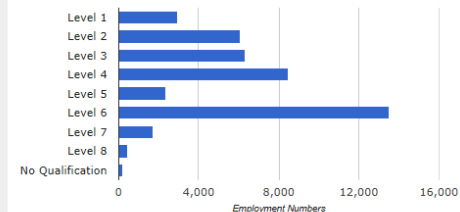
Employment in 2024
3,648



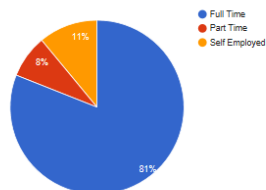
Skill Shortage Vacancies (National)



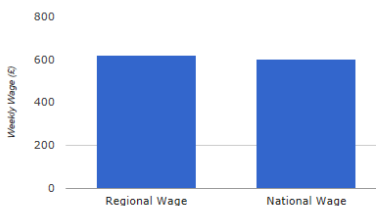
Qualification Level (National)



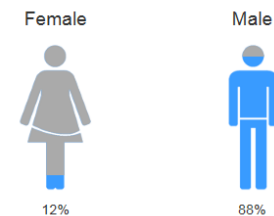
Employment Status (National)



Weekly Wage



Gender (National)



RETURN BACK TO MAIN MENU

Back

Next

Creative Design and Production (Craft)

Draughtspersons (East of England)

Employment Change (2017 - 2024)

Employment in 2017
4,106

Growth
+131 (+3.19%)

Employment in 2024
4,237



Skill Shortage Vacancies (National)



Percentage Vacancies
Due To Skill Shortages

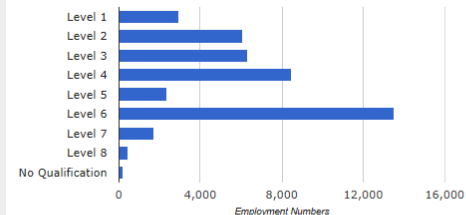


Percentage Of All Vacancies
That Are Hard To Fill

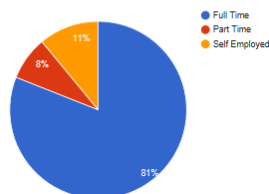


Percentage Hard To Fill Vacancies
Due To Skill Shortages

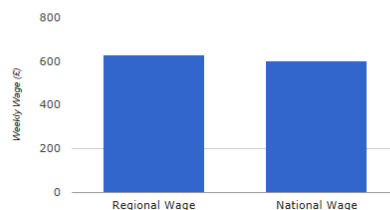
Qualification Level (National)



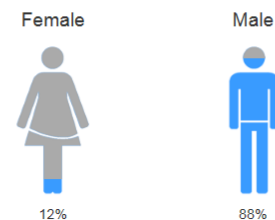
Employment Status (National)



Weekly Wage



Gender (National)



[RETURN BACK TO MAIN MENU](#)

[Back](#)

[Next](#)

Creative Design and Production (Craft)

Draughtspersons (London)



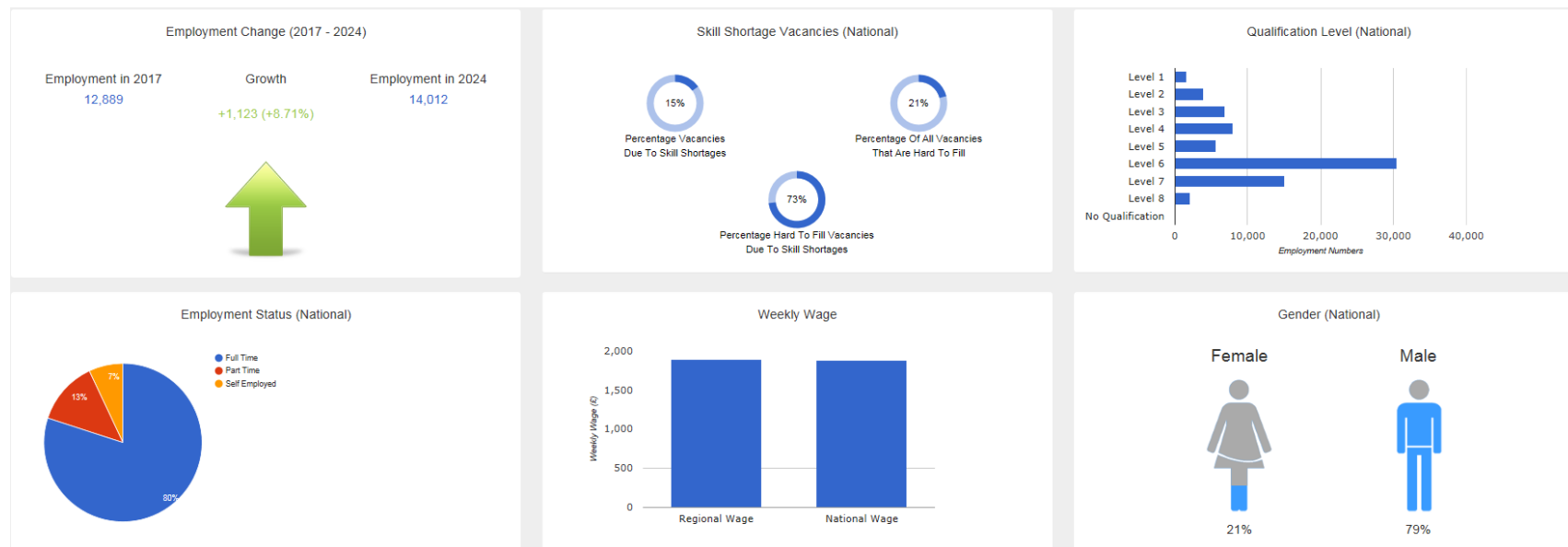
[RETURN BACK TO MAIN MENU](#)

[Back](#)

[Next](#)

Creative Design and Production (Craft)

Draughtspersons (South East - England)



[RETURN BACK TO MAIN MENU](#)

[Back](#)

[Next](#)

Creative Design and Production (Craft)

Draughtspersons (South West - England)

Employment Change (2017 - 2024)

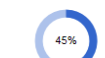
Employment in 2017
3,345

Growth
+97 (+2.9%)

Employment in 2024
3,442



Skill Shortage Vacancies (National)



Percentage Vacancies
Due To Skill Shortages

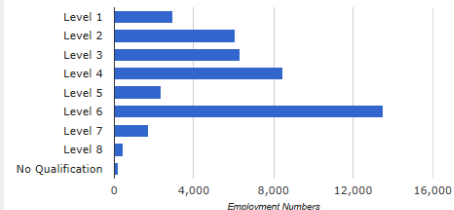


Percentage Of All Vacancies
That Are Hard To Fill

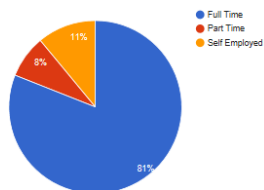


Percentage Hard To Fill Vacancies
Due To Skill Shortages

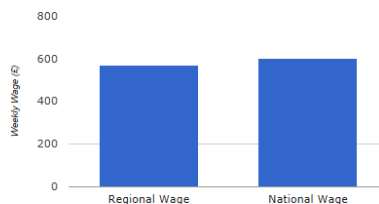
Qualification Level (National)



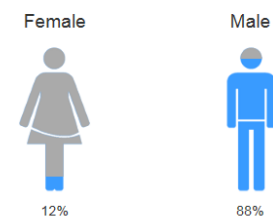
Employment Status (National)



Weekly Wage



Gender (National)



RETURN BACK TO MAIN MENU

Back

Next

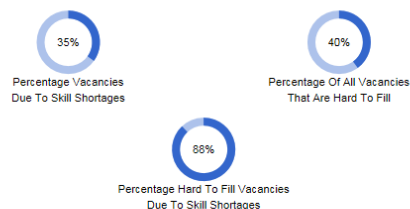
Creative Design and Production (Craft)

Product Designers (North East - England)

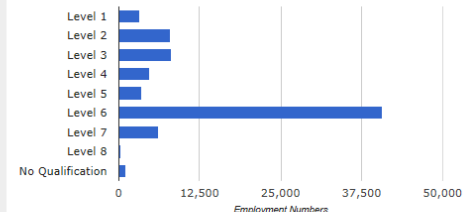
Employment Change (2017 - 2024)



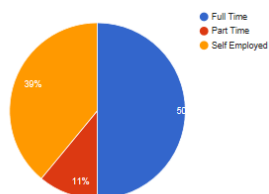
Skill Shortage Vacancies (National)



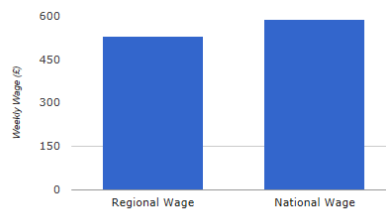
Qualification Level (National)



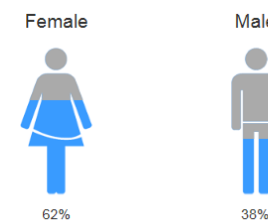
Employment Status (National)



Weekly Wage



Gender (National)



[RETURN BACK TO MAIN MENU](#)

[Back](#)

[Next](#)

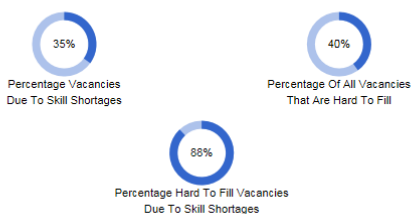
Creative Design and Production (Craft)

Product Designers (North West - England)

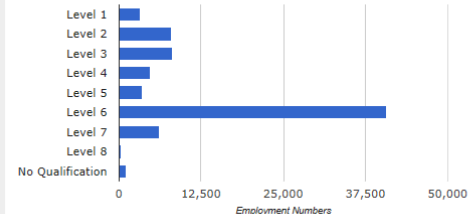
Employment Change (2017 - 2024)



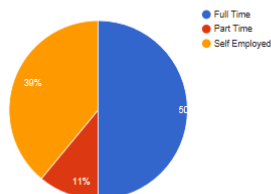
Skill Shortage Vacancies (National)



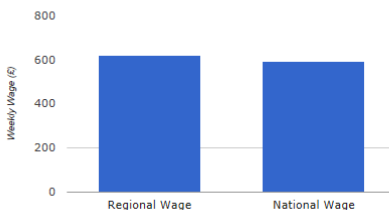
Qualification Level (National)



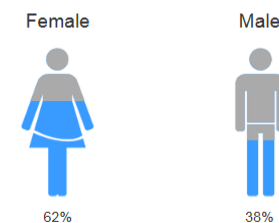
Employment Status (National)



Weekly Wage



Gender (National)



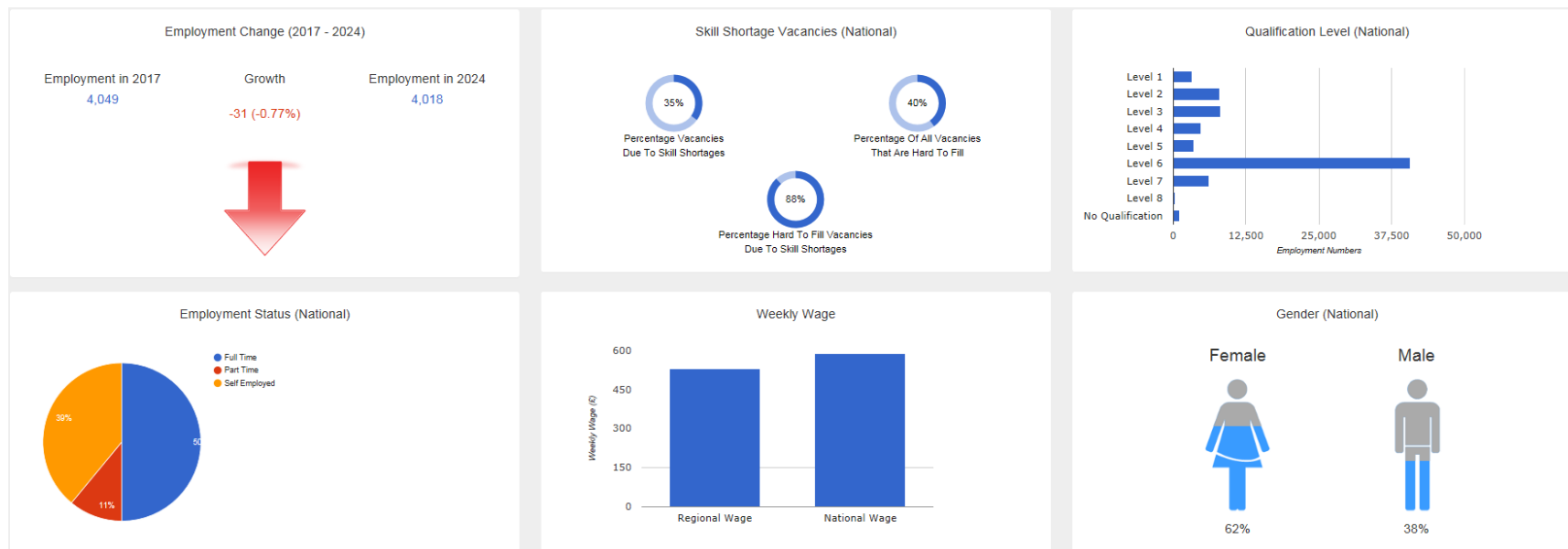
RETURN BACK TO MAIN MENU

Back

Next

Creative Design and Production (Craft)

Product Designers (Yorkshire and The Humber)



[RETURN BACK TO MAIN MENU](#)

[Back](#)

[Next](#)

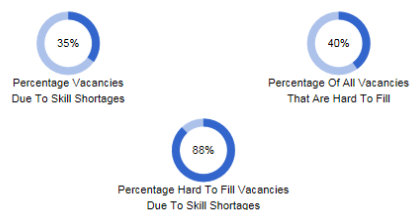
Creative Design and Production (Craft)

Product Designers (East Midlands - England)

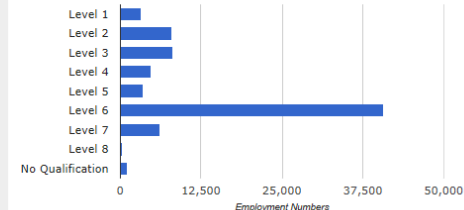
Employment Change (2017 - 2024)



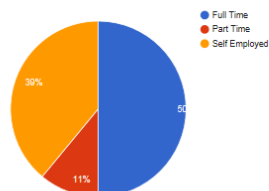
Skill Shortage Vacancies (National)



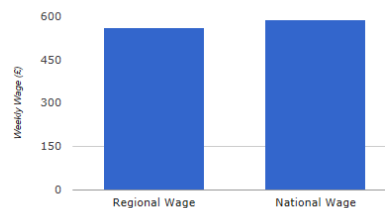
Qualification Level (National)



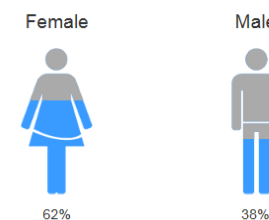
Employment Status (National)



Weekly Wage



Gender (National)



[RETURN BACK TO MAIN MENU](#)

[Back](#)

[Next](#)

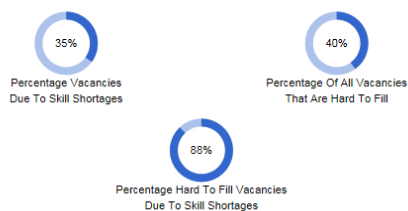
Creative Design and Production (Craft)

Product Designers (East Midlands - England)

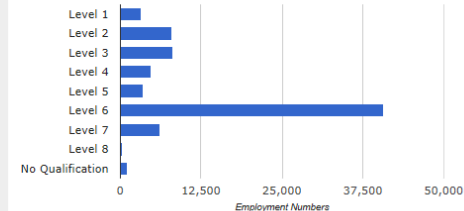
Employment Change (2017 - 2024)



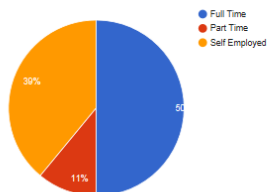
Skill Shortage Vacancies (National)



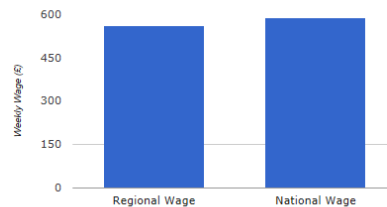
Qualification Level (National)



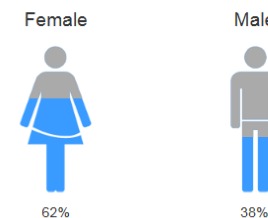
Employment Status (National)



Weekly Wage



Gender (National)



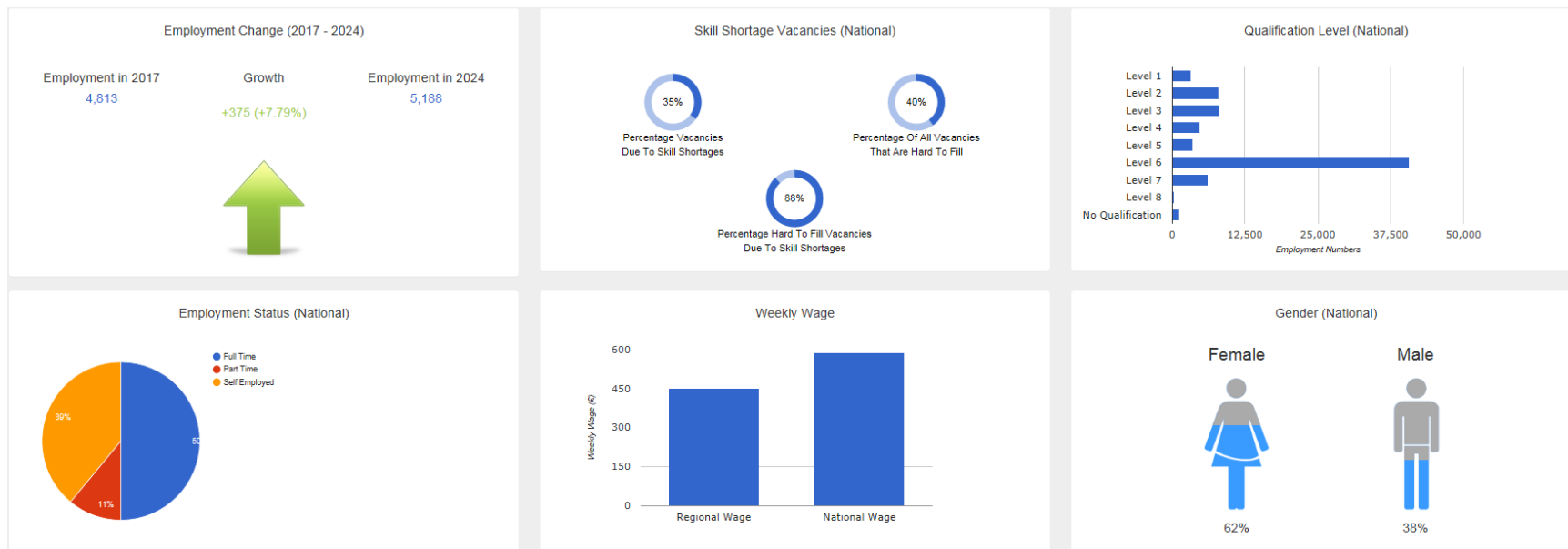
RETURN BACK TO MAIN MENU

Back

Next

Creative Design and Production (Craft)

Product Designers (West Midlands - England)



[RETURN BACK TO MAIN MENU](#)

[Back](#)

[Next](#)

Creative Design and Production (Craft)

Product Designers (East of England)

Employment Change (2017 - 2024)

Employment in 2017
7,692

Growth
+679 (+8.83%)

Employment in 2024
8,371



Skill Shortage Vacancies (National)



Percentage Vacancies
Due To Skill Shortages

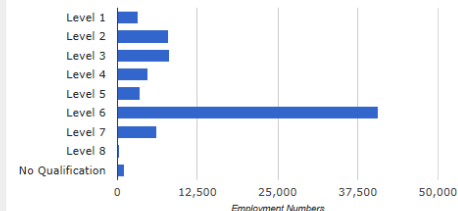


Percentage Of All Vacancies
That Are Hard To Fill

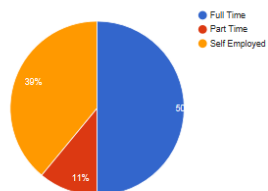


Percentage Hard To Fill Vacancies
Due To Skill Shortages

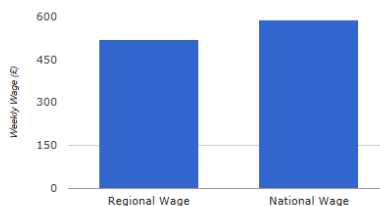
Qualification Level (National)



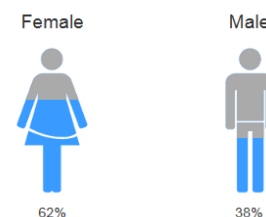
Employment Status (National)



Weekly Wage



Gender (National)



RETURN BACK TO MAIN MENU

Back

Next

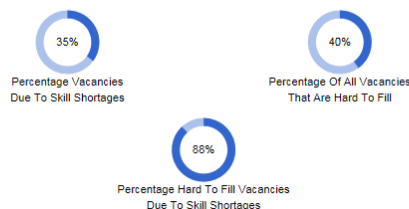
Creative Design and Production (Craft)

Product Designers (London)

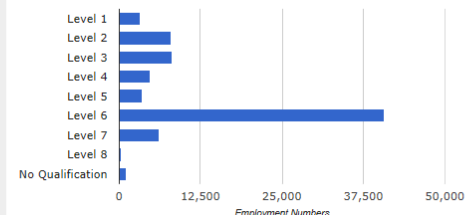
Employment Change (2017 - 2024)



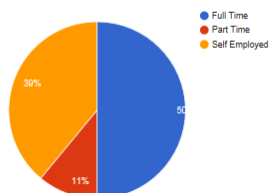
Skill Shortage Vacancies (National)



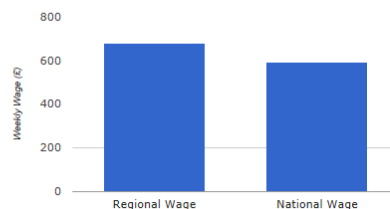
Qualification Level (National)



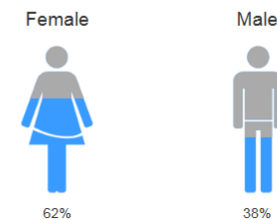
Employment Status (National)



Weekly Wage



Gender (National)



RETURN BACK TO MAIN MENU

Back

Next


Creative Design and Production (Craft)

Product Designers (South East - England)

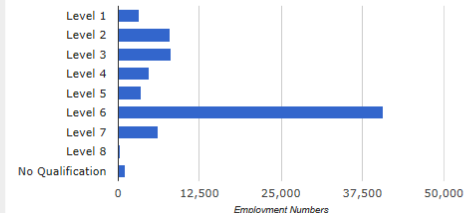
Employment Change (2017 - 2024)



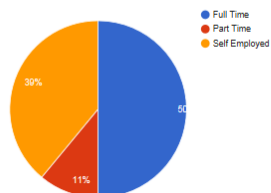
Skill Shortage Vacancies (National)



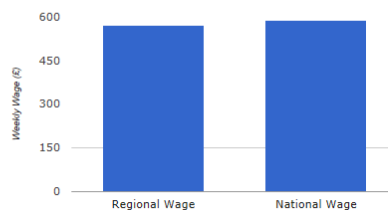
Qualification Level (National)



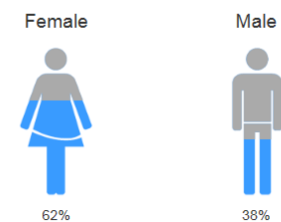
Employment Status (National)



Weekly Wage



Gender (National)



RETURN BACK TO MAIN MENU

Back

Next

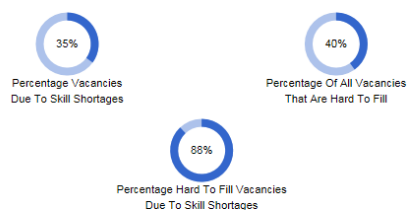
Creative Design and Production (Craft)

Product Designers (South West - England)

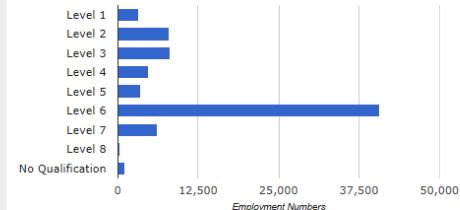
Employment Change (2017 - 2024)



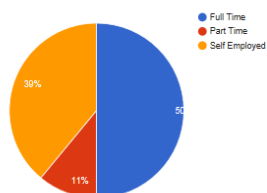
Skill Shortage Vacancies (National)



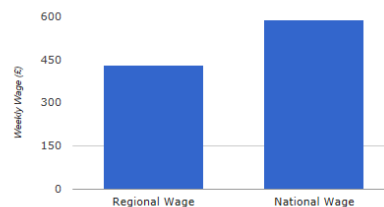
Qualification Level (National)



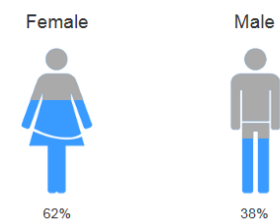
Employment Status (National)



Weekly Wage



Gender (National)



RETURN BACK TO MAIN MENU

Back

Next

Engineering

Mechanical Engineers (North East - England)

Employment Change (2017 - 2024)

Employment in 2017
2,949

Growth
+88 (+2.98%)

Employment in 2024
3,037



Skill Shortage Vacancies (National)



Percentage Vacancies
Due To Skill Shortages

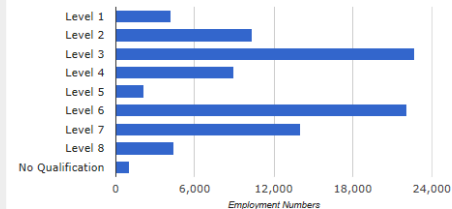


Percentage Of All Vacancies
That Are Hard To Fill

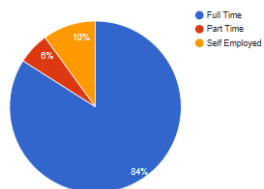


Percentage Hard To Fill Vacancies
Due To Skill Shortages

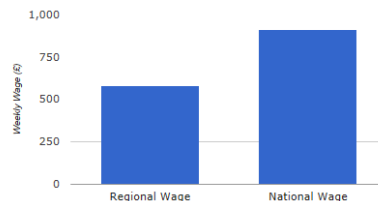
Qualification Level (National)



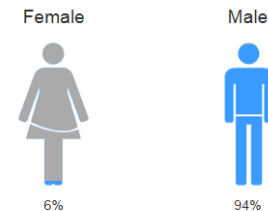
Employment Status (National)



Weekly Wage



Gender (National)



RETURN BACK TO MAIN MENU

Back

Next

Engineering

Mechanical Engineers (North West - England)



[RETURN BACK TO MAIN MENU](#)

[Back](#)

[Next](#)

Engineering

Mechanical Engineers (Yorkshire and The Humber)

Employment Change (2017 - 2024)

Employment in 2017
5,564

Growth
+157 (+2.82%)

Employment in 2024
5,721



Skill Shortage Vacancies (National)



Percentage Vacancies
Due To Skill Shortages

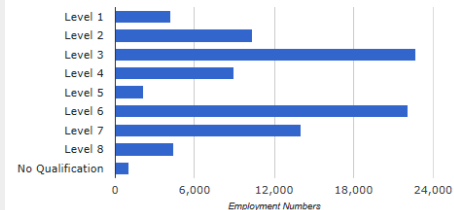


Percentage Of All Vacancies
That Are Hard To Fill

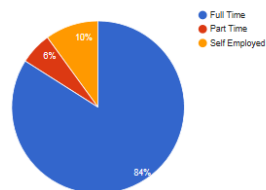


Percentage Hard To Fill Vacancies
Due To Skill Shortages

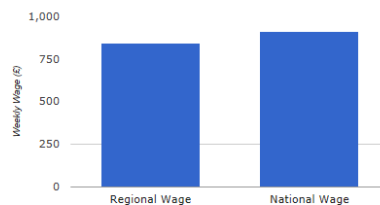
Qualification Level (National)



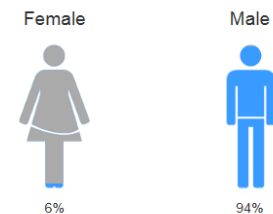
Employment Status (National)



Weekly Wage



Gender (National)



[RETURN BACK TO MAIN MENU](#)

[Back](#)

[Next](#)

Engineering

Mechanical Engineers (East Midlands - England)



[RETURN BACK TO MAIN MENU](#)

[Back](#)

[Next](#)

Engineering

Mechanical Engineers (West Midlands - England)



[RETURN BACK TO MAIN MENU](#)

[Back](#)

[Next](#)

Engineering

Mechanical Engineers (East of England)



[RETURN BACK TO MAIN MENU](#)

[Back](#)

[Next](#)

Engineering

Mechanical Engineers (London)



[RETURN BACK TO MAIN MENU](#)

[Back](#)

[Next](#)

Engineering

Mechanical Engineers (South East - England)

Employment Change (2017 - 2024)

Employment in 2017
13,354

Growth
+656 (+4.91%)

Employment in 2024
14,010



Skill Shortage Vacancies (National)



Percentage Vacancies
Due To Skill Shortages

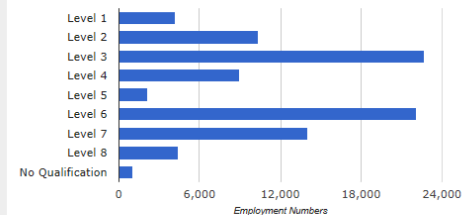


Percentage Of All Vacancies
That Are Hard To Fill

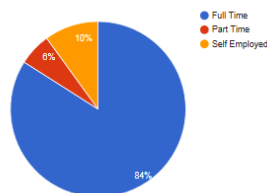


Percentage Hard To Fill Vacancies
Due To Skill Shortages

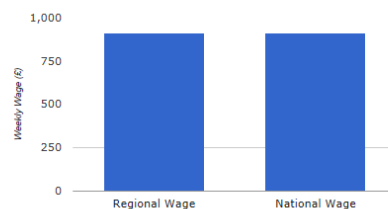
Qualification Level (National)



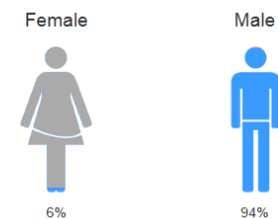
Employment Status (National)



Weekly Wage



Gender (National)



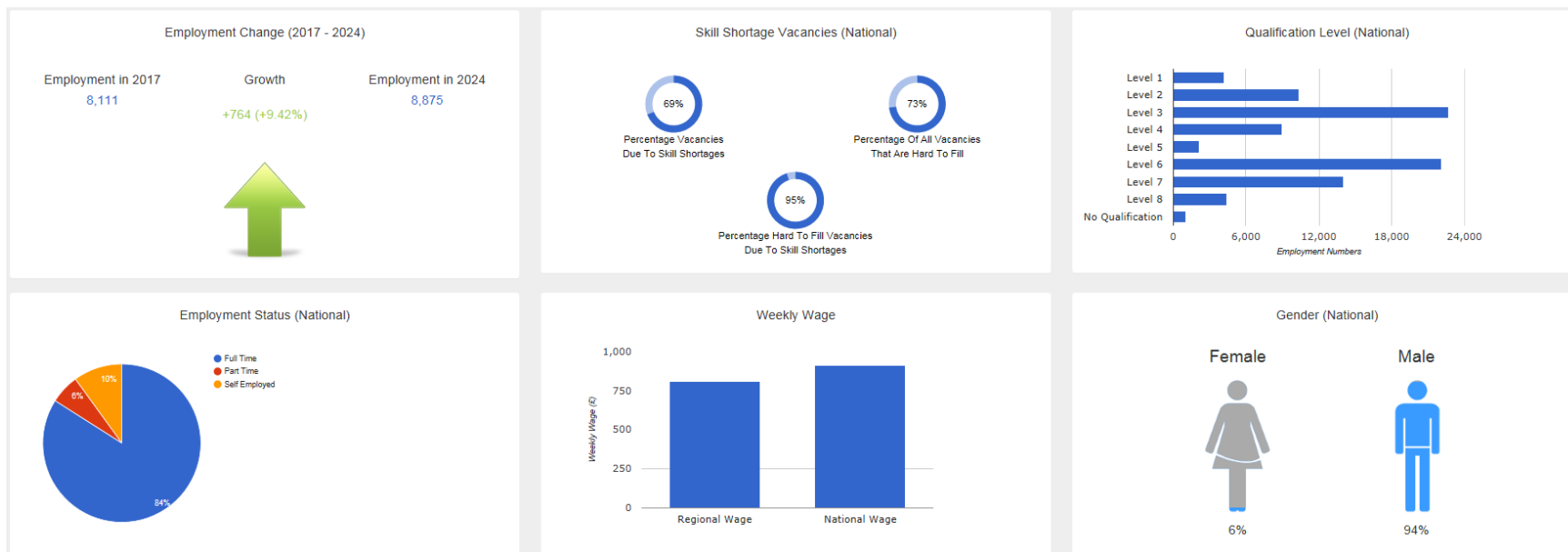
RETURN BACK TO MAIN MENU

Back

Next

Engineering

Mechanical Engineers (South West - England)



[RETURN BACK TO MAIN MENU](#)

[Back](#)

[Next](#)

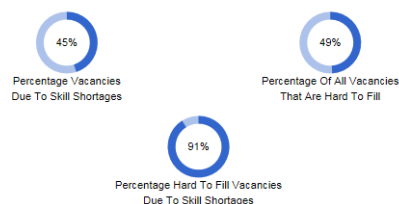
Engineering

Civil Engineers (North East - England)

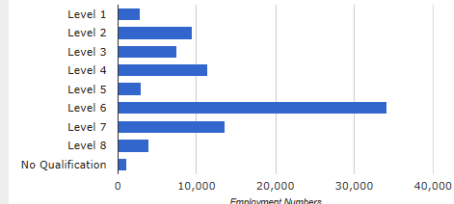
Employment Change (2017 - 2024)



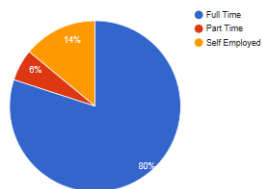
Skill Shortage Vacancies (National)



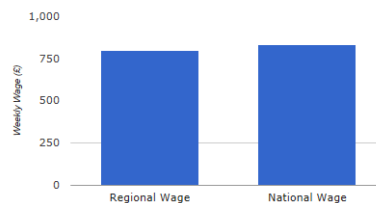
Qualification Level (National)



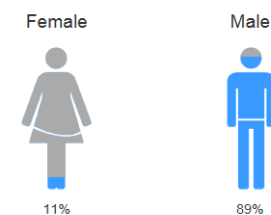
Employment Status (National)



Weekly Wage



Gender (National)



[RETURN BACK TO MAIN MENU](#)

[Back](#)

[Next](#)

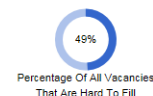
Engineering

Civil Engineers (North West - England)

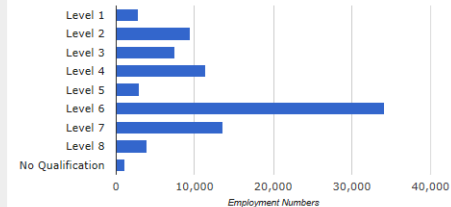
Employment Change (2017 - 2024)



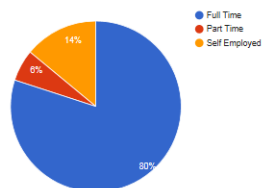
Skill Shortage Vacancies (National)



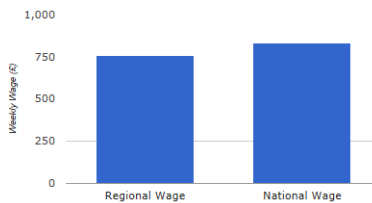
Qualification Level (National)



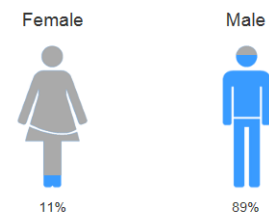
Employment Status (National)



Weekly Wage



Gender (National)



RETURN BACK TO MAIN MENU

Back

Next

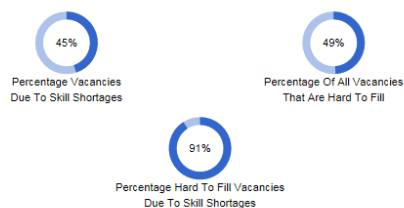
Engineering

Civil Engineers (Yorkshire and The Humber)

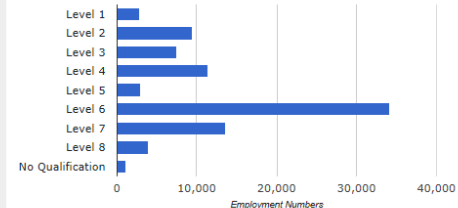
Employment Change (2017 - 2024)



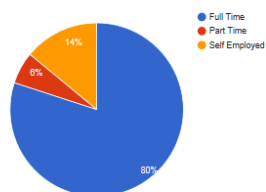
Skill Shortage Vacancies (National)



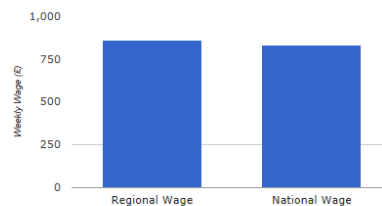
Qualification Level (National)



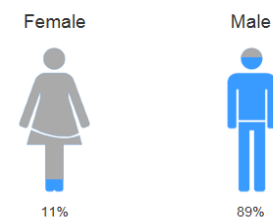
Employment Status (National)



Weekly Wage



Gender (National)



RETURN BACK TO MAIN MENU

Back

Next

Engineering

Civil Engineers (East Midlands - England)



[RETURN BACK TO MAIN MENU](#)

[Back](#)

[Next](#)

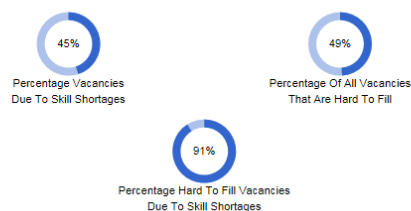
Engineering

Civil Engineers (West Midlands - England)

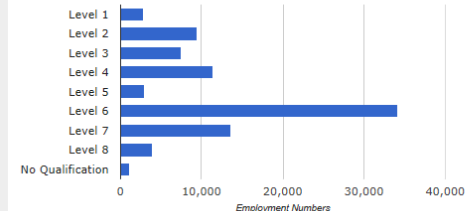
Employment Change (2017 - 2024)



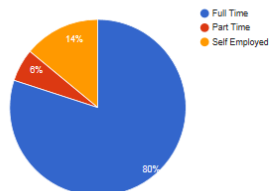
Skill Shortage Vacancies (National)



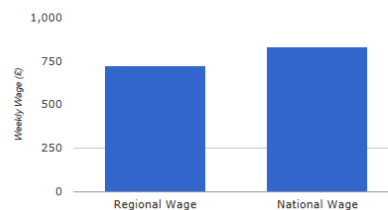
Qualification Level (National)



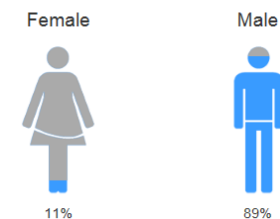
Employment Status (National)



Weekly Wage



Gender (National)



RETURN BACK TO MAIN MENU

Back

Next

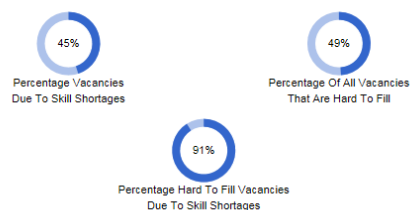
Engineering

Civil Engineers (East of England)

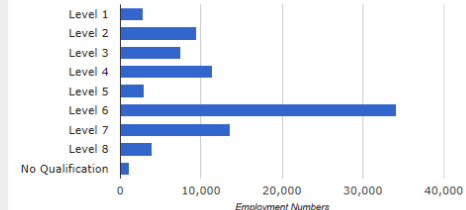
Employment Change (2017 - 2024)



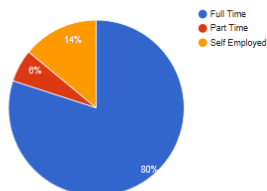
Skill Shortage Vacancies (National)



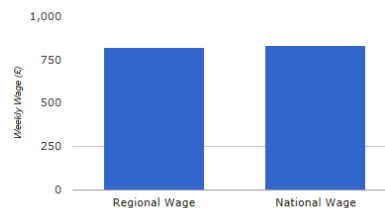
Qualification Level (National)



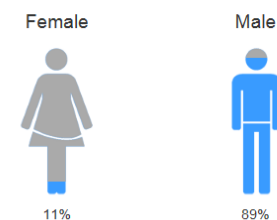
Employment Status (National)



Weekly Wage



Gender (National)



[RETURN BACK TO MAIN MENU](#)

[Back](#)

[Next](#)

Engineering

Civil Engineers (London)

Employment Change (2017 - 2024)

Employment in 2017
12,372

Growth
+826 (+6.68%)

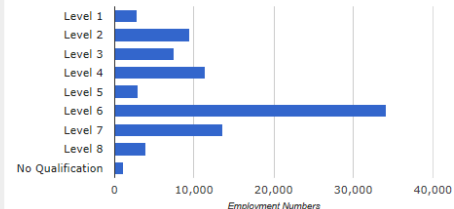
Employment in 2024
13,198



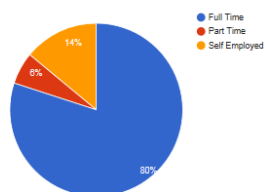
Skill Shortage Vacancies (National)



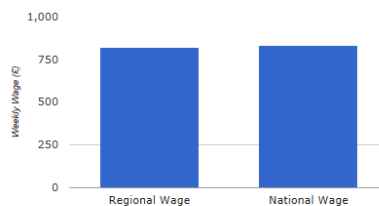
Qualification Level (National)



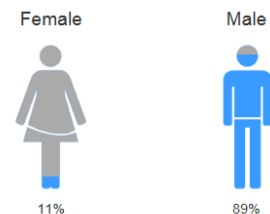
Employment Status (National)



Weekly Wage



Gender (National)



RETURN BACK TO MAIN MENU

Back

Next

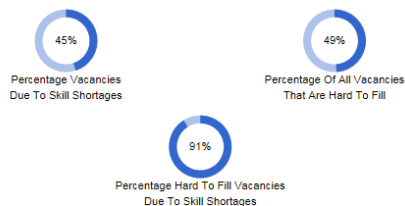
Engineering

Civil Engineers (South East - England)

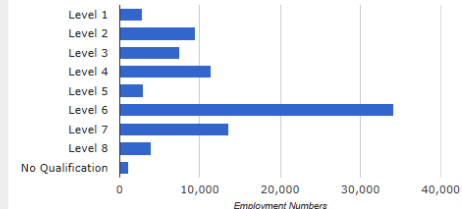
Employment Change (2017 - 2024)



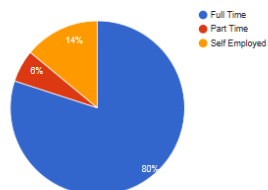
Skill Shortage Vacancies (National)



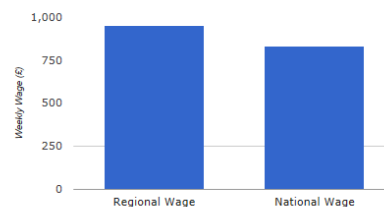
Qualification Level (National)



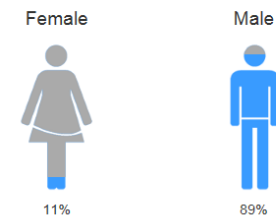
Employment Status (National)



Weekly Wage



Gender (National)



[RETURN BACK TO MAIN MENU](#)

[Back](#)

[Next](#)

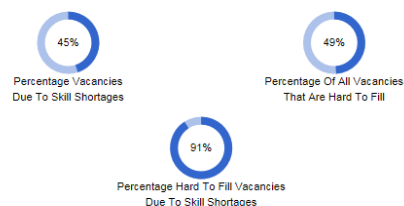
Engineering

Civil Engineers (South West - England)

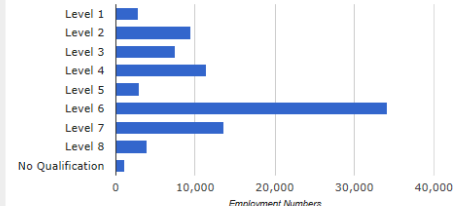
Employment Change (2017 - 2024)



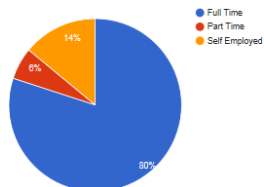
Skill Shortage Vacancies (National)



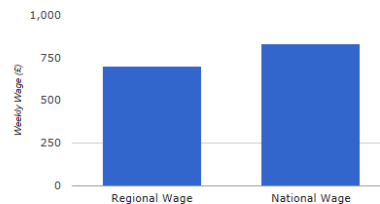
Qualification Level (National)



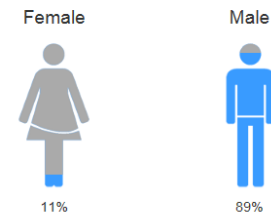
Employment Status (National)



Weekly Wage



Gender (National)



[RETURN BACK TO MAIN MENU](#)

[Back](#)

[Next](#)

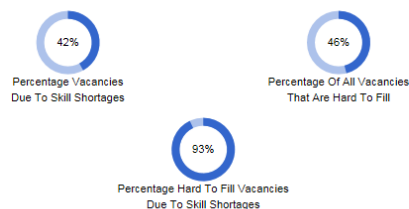
Engineering

Electrical Engineers (North East - England)

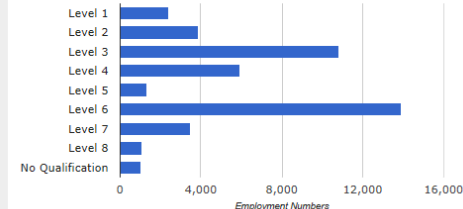
Employment Change (2017 - 2024)



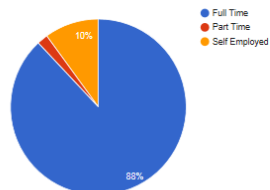
Skill Shortage Vacancies (National)



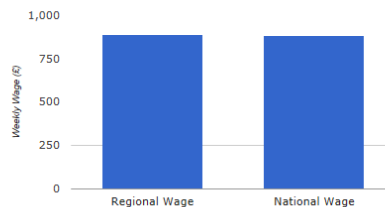
Qualification Level (National)



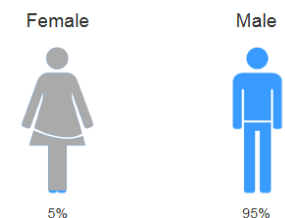
Employment Status (National)



Weekly Wage



Gender (National)



RETURN BACK TO MAIN MENU

Back

Next

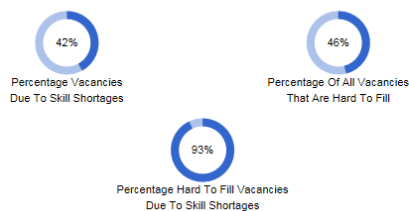
Engineering

Electrical Engineers (North West - England)

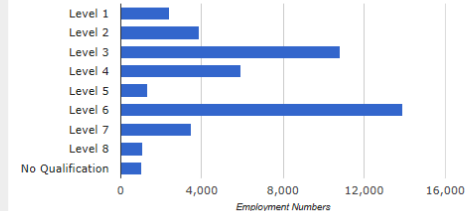
Employment Change (2017 - 2024)



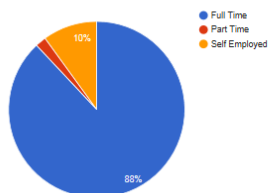
Skill Shortage Vacancies (National)



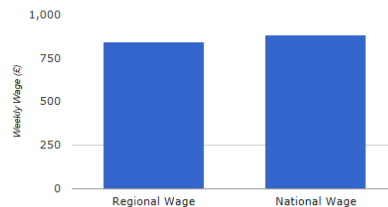
Qualification Level (National)



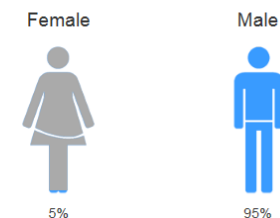
Employment Status (National)



Weekly Wage



Gender (National)



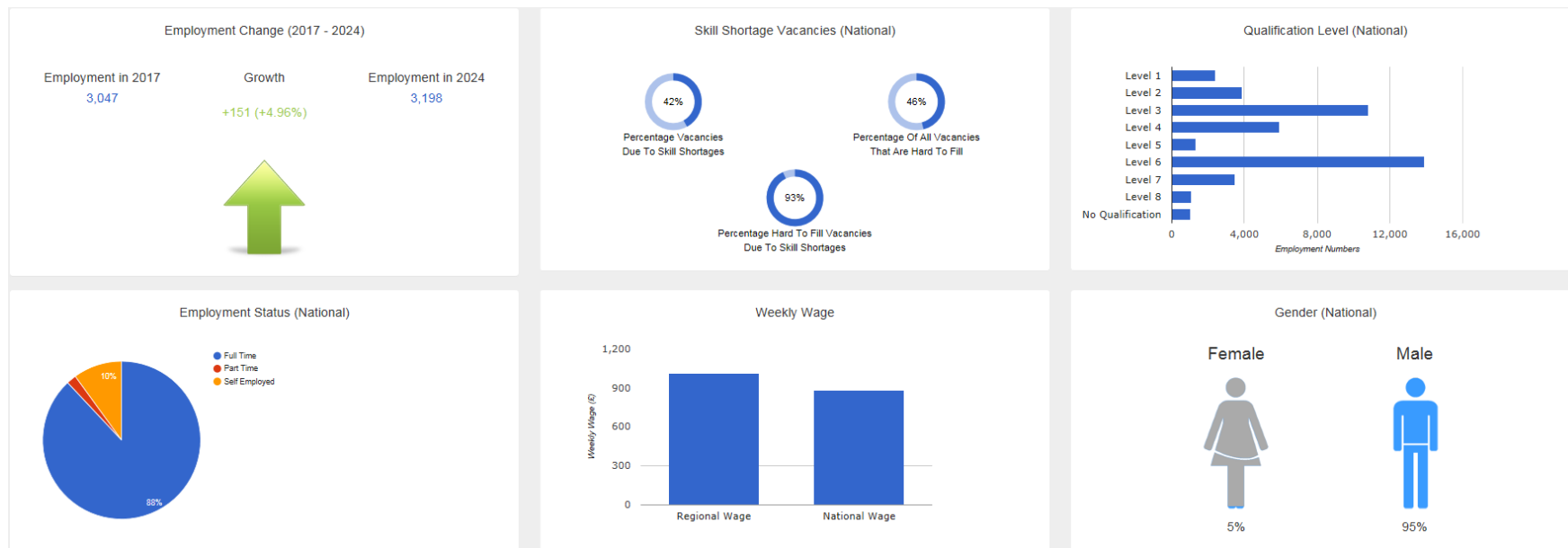
RETURN BACK TO MAIN MENU

Back

Next

Engineering

Electrical Engineers (Yorkshire and The Humber)



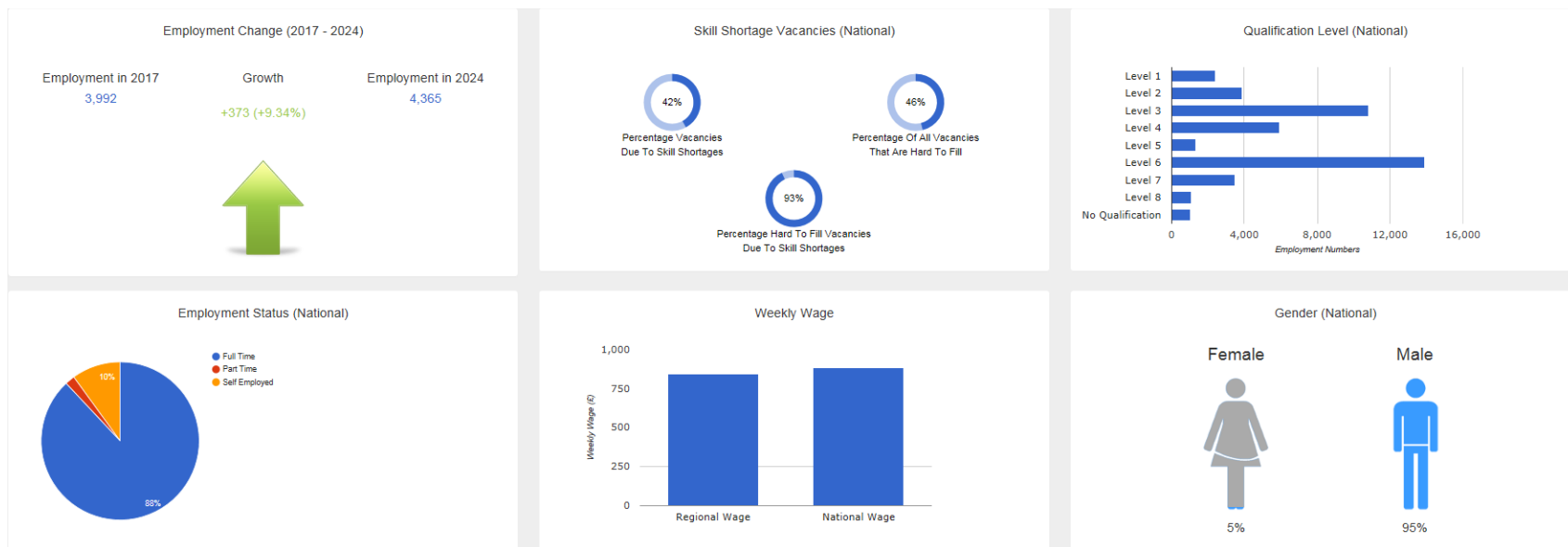
[RETURN BACK TO MAIN MENU](#)

[Back](#)

[Next](#)

Engineering

Electrical Engineers (East Midlands - England)



[RETURN BACK TO MAIN MENU](#)

[Back](#)

[Next](#)

Engineering

Electrical Engineers (West Midlands - England)

Employment Change (2017 - 2024)

Employment in 2017
4,260

Growth
+412 (+9.67%)

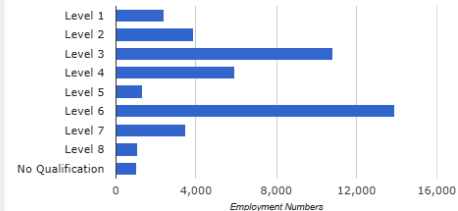
Employment in 2024
4,672



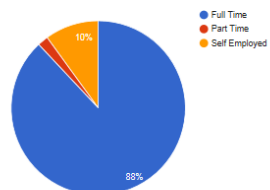
Skill Shortage Vacancies (National)



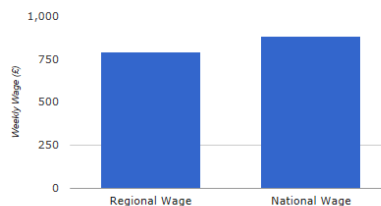
Qualification Level (National)



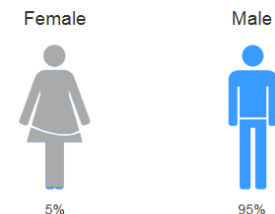
Employment Status (National)



Weekly Wage



Gender (National)



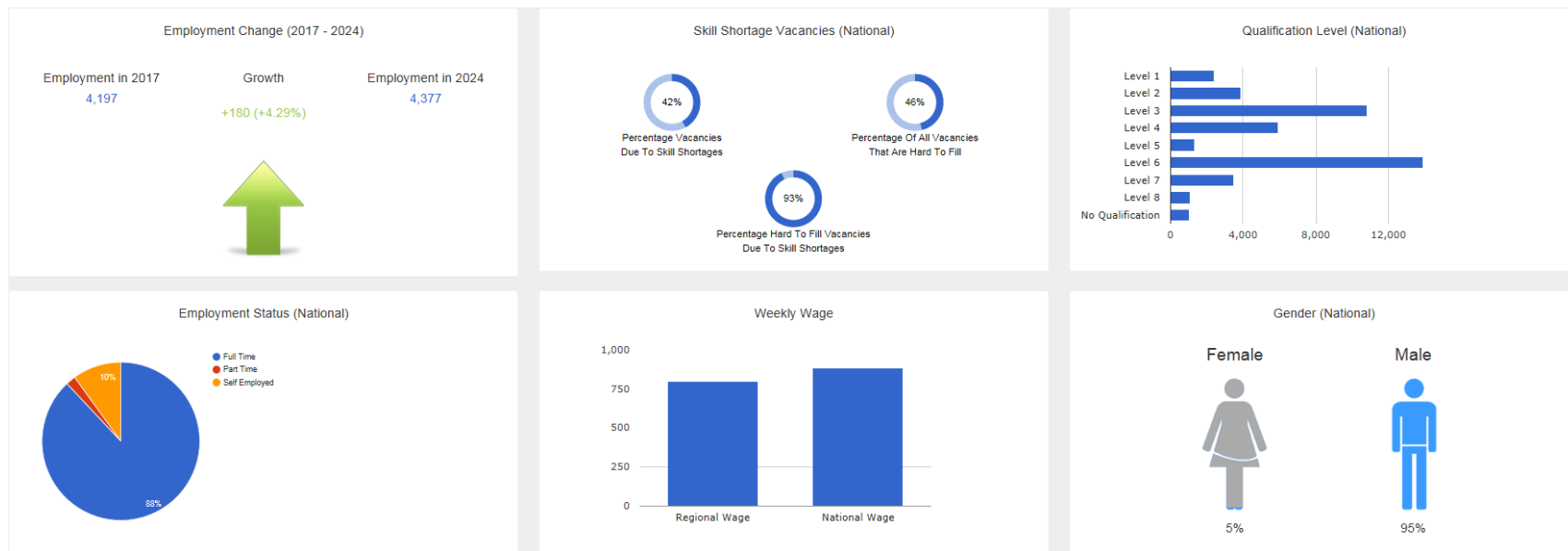
RETURN BACK TO MAIN MENU

Back

Next

Engineering

Electrical Engineers (East of England)



[RETURN BACK TO MAIN MENU](#)

[Back](#)

[Next](#)

Engineering

Electrical Engineers (London)



[RETURN BACK TO MAIN MENU](#)

[Back](#)

[Next](#)

Engineering

Electrical Engineers (South East - England)

Employment Change (2017 - 2024)

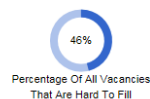
Employment in 2017
6,348

Growth
+333 (+5.25%)

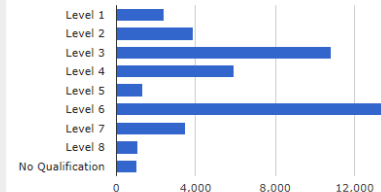
Employment in 2024
6,681



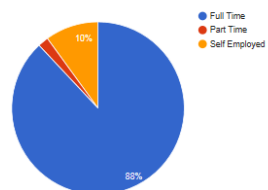
Skill Shortage Vacancies (National)



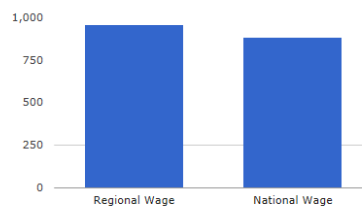
Qualification Level (National)



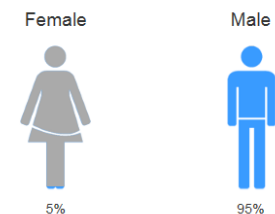
Employment Status (National)



Weekly Wage



Gender (National)



RETURN BACK TO MAIN MENU

Back

Next

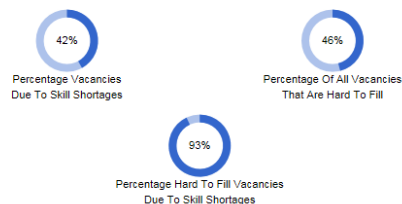
Engineering

Electrical Engineers (South West - England)

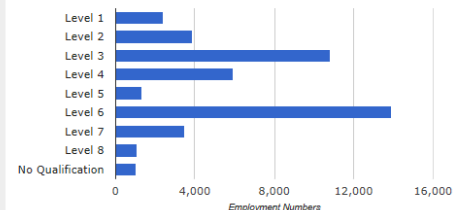
Employment Change (2017 - 2024)



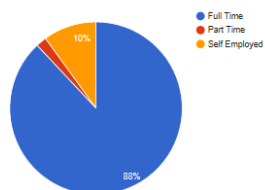
Skill Shortage Vacancies (National)



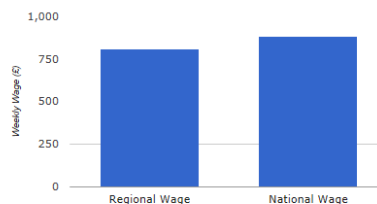
Qualification Level (National)



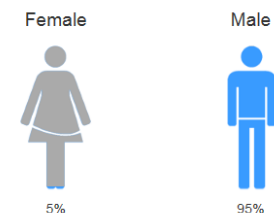
Employment Status (National)



Weekly Wage



Gender (National)



RETURN BACK TO MAIN MENU

Back

Next

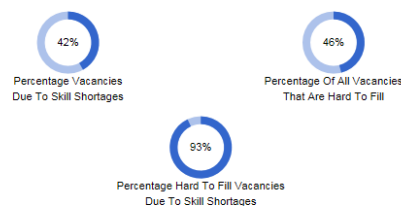
Engineering

Electronics Engineers (North East - England)

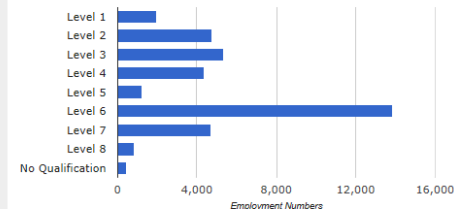
Employment Change (2017 - 2024)



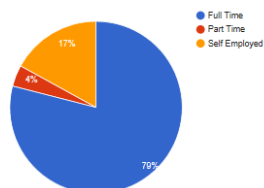
Skill Shortage Vacancies (National)



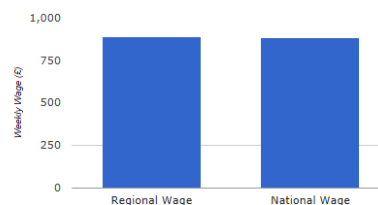
Qualification Level (National)



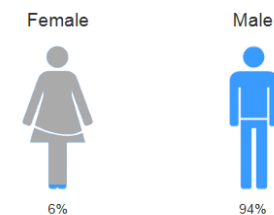
Employment Status (National)



Weekly Wage



Gender (National)



[RETURN BACK TO MAIN MENU](#)

[Back](#)

[Next](#)

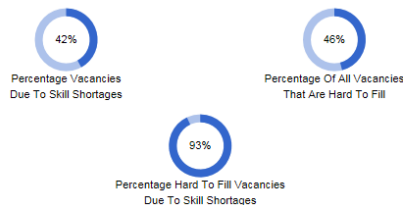
Engineering

Electronics Engineers (North West - England)

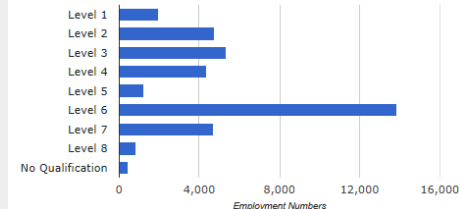
Employment Change (2017 - 2024)



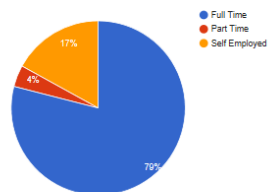
Skill Shortage Vacancies (National)



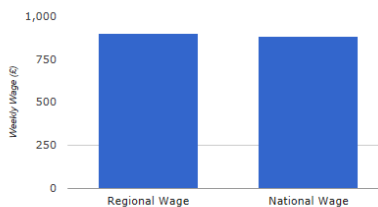
Qualification Level (National)



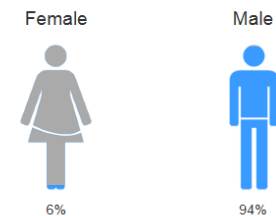
Employment Status (National)



Weekly Wage



Gender (National)



[RETURN BACK TO MAIN MENU](#)

[Back](#)

[Next](#)

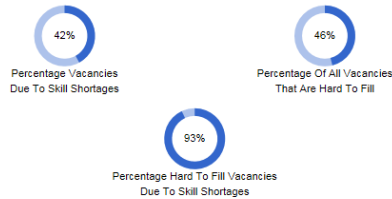
Engineering

Electronics Engineers (Yorkshire and The Humber)

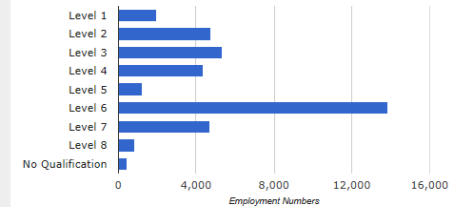
Employment Change (2017 - 2024)



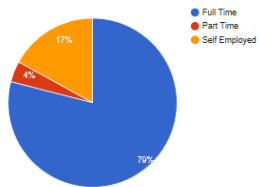
Skill Shortage Vacancies (National)



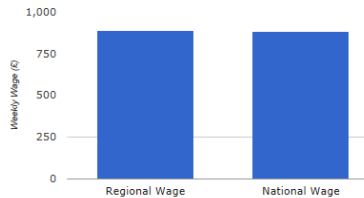
Qualification Level (National)



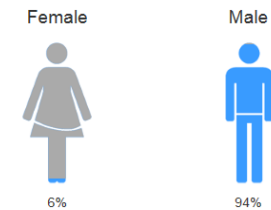
Employment Status (National)



Weekly Wage



Gender (National)



RETURN BACK TO MAIN MENU

Back

Next

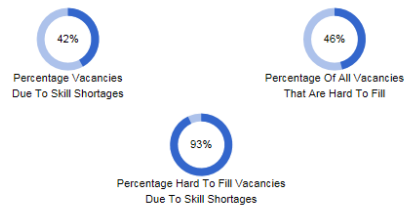
Engineering

Electronics Engineers (East Midlands - England)

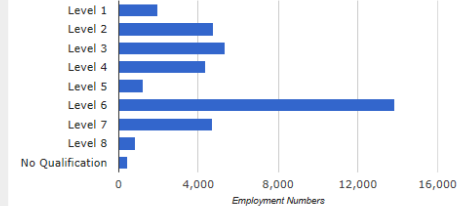
Employment Change (2017 - 2024)



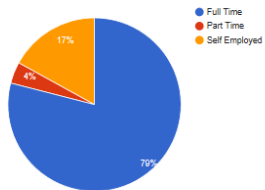
Skill Shortage Vacancies (National)



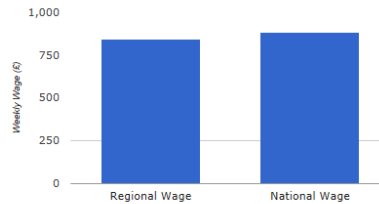
Qualification Level (National)



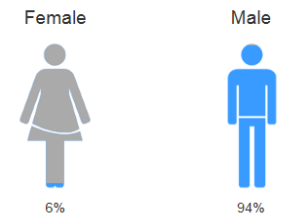
Employment Status (National)



Weekly Wage



Gender (National)



[RETURN BACK TO MAIN MENU](#)

[Back](#)

[Next](#)

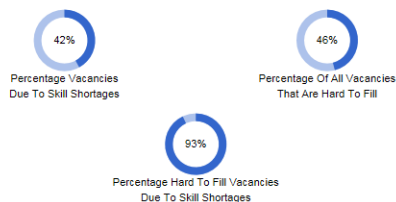
Engineering

Electronics Engineers (West Midlands - England)

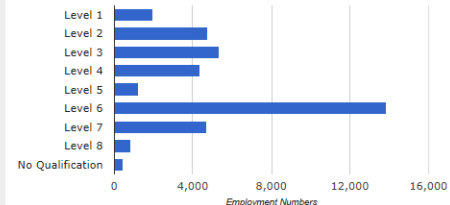
Employment Change (2017 - 2024)



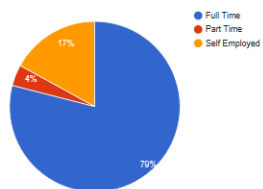
Skill Shortage Vacancies (National)



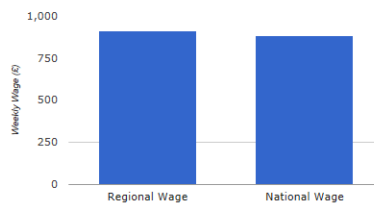
Qualification Level (National)



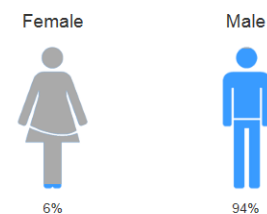
Employment Status (National)



Weekly Wage



Gender (National)



RETURN BACK TO MAIN MENU

Back

Next

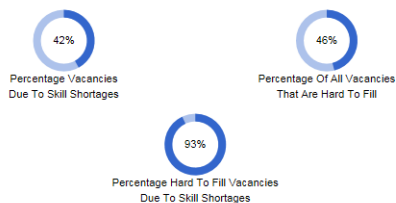
Engineering

Electronics Engineers (East of England)

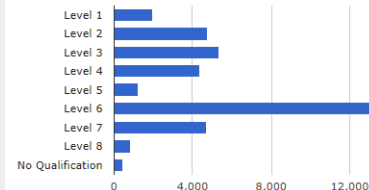
Employment Change (2017 - 2024)



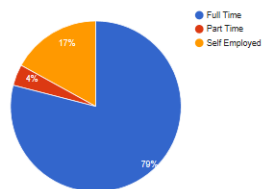
Skill Shortage Vacancies (National)



Qualification Level (National)



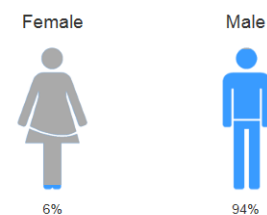
Employment Status (National)



Weekly Wage



Gender (National)



[RETURN BACK TO MAIN MENU](#)

[Back](#)

[Next](#)

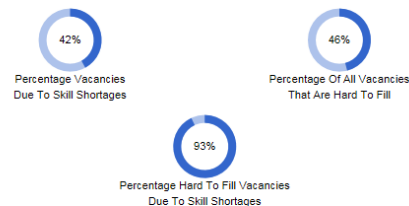
Engineering

Electronics Engineers (London)

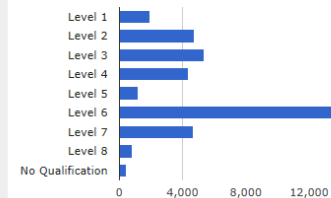
Employment Change (2017 - 2024)



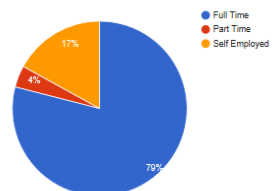
Skill Shortage Vacancies (National)



Qualification Level (National)



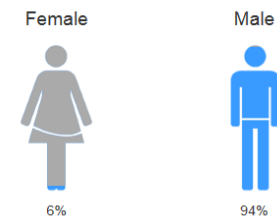
Employment Status (National)



Weekly Wage



Gender (National)



RETURN BACK TO MAIN MENU

Back

Next

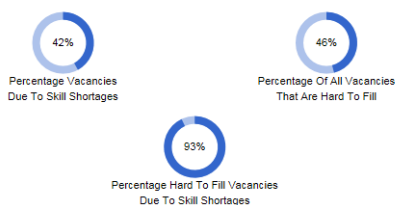
Engineering

Electronics Engineers (South East - England)

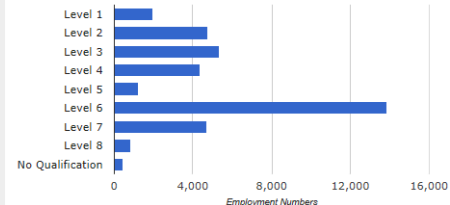
Employment Change (2017 - 2024)



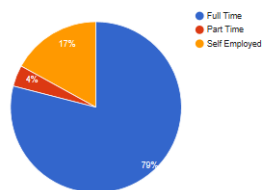
Skill Shortage Vacancies (National)



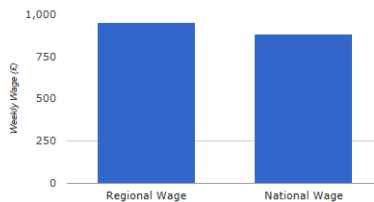
Qualification Level (National)



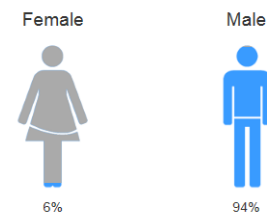
Employment Status (National)



Weekly Wage



Gender (National)



[RETURN BACK TO MAIN MENU](#)

[Back](#)

[Next](#)

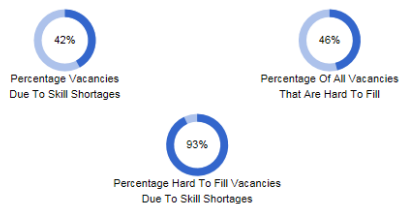
Engineering

Electronics Engineers (South West - England)

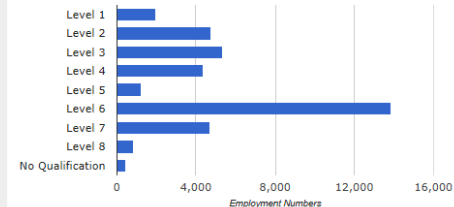
Employment Change (2017 - 2024)



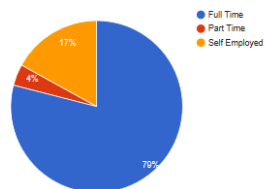
Skill Shortage Vacancies (National)



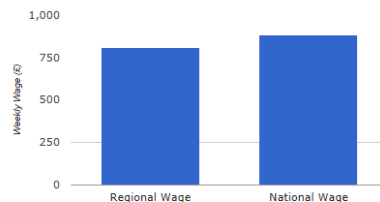
Qualification Level (National)



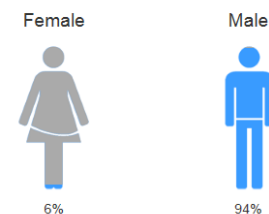
Employment Status (National)



Weekly Wage



Gender (National)



RETURN BACK TO MAIN MENU

Back

Next

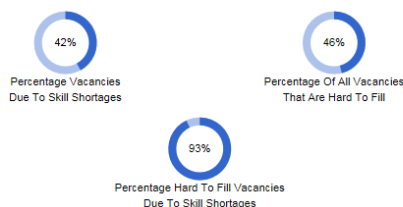
Engineering

Production & Process Engineers (North East - England)

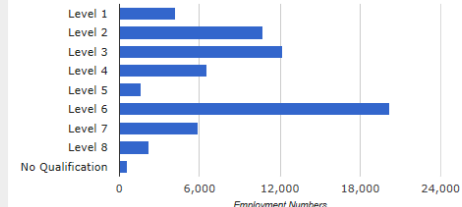
Employment Change (2017 - 2024)



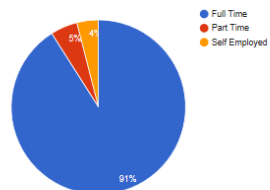
Skill Shortage Vacancies (National)



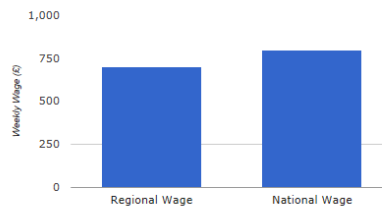
Qualification Level (National)



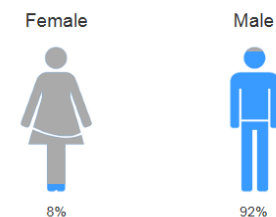
Employment Status (National)



Weekly Wage



Gender (National)



RETURN BACK TO MAIN MENU

Back

Next

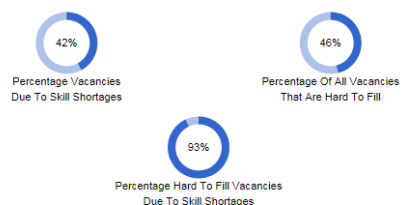
Engineering

Production & Process Engineers (North West - England)

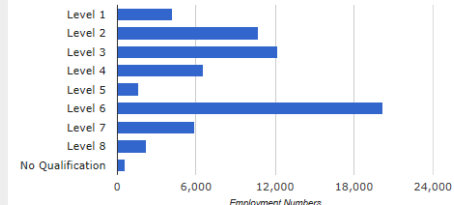
Employment Change (2017 - 2024)



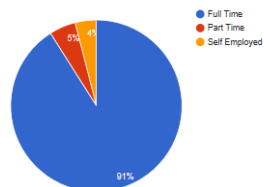
Skill Shortage Vacancies (National)



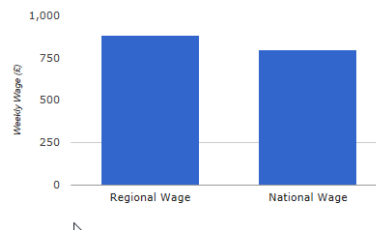
Qualification Level (National)



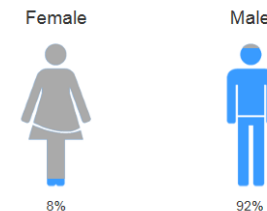
Employment Status (National)



Weekly Wage



Gender (National)



RETURN BACK TO MAIN MENU

Back

Next

Engineering

Production & Process Engineers (Yorkshire and The Humber)

Employment Change (2017 - 2024)

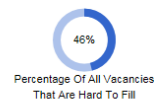
Employment in 2017
4,588

Growth
+71 (+1.55%)

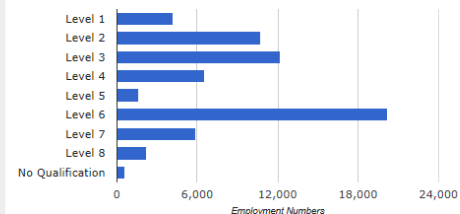
Employment in 2024
4,659



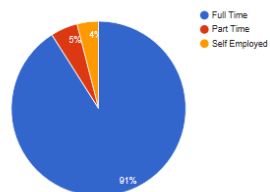
Skill Shortage Vacancies (National)



Qualification Level (National)



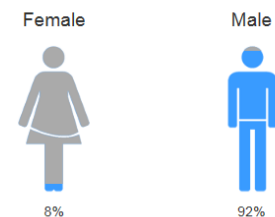
Employment Status (National)



Weekly Wage



Gender (National)



RETURN BACK TO MAIN MENU

Back

Next


Engineering

Production & Process Engineers (East Midlands - England)

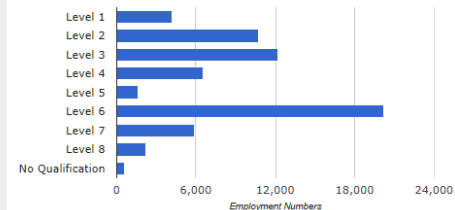
Employment Change (2017 - 2024)



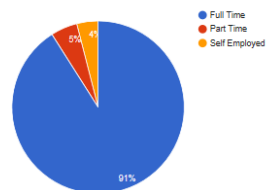
Skill Shortage Vacancies (National)



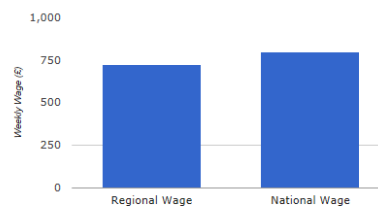
Qualification Level (National)



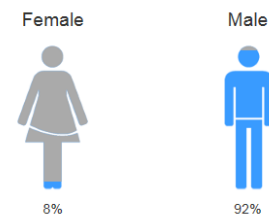
Employment Status (National)



Weekly Wage



Gender (National)



RETURN BACK TO MAIN MENU

Back

Next

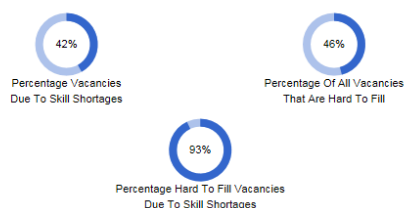
Engineering

Production & Process Engineers (West Midlands - England)

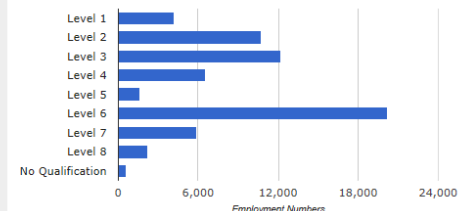
Employment Change (2017 - 2024)



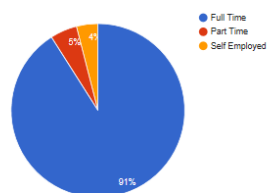
Skill Shortage Vacancies (National)



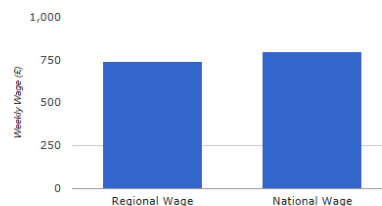
Qualification Level (National)



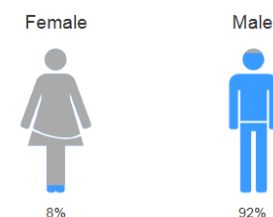
Employment Status (National)



Weekly Wage



Gender (National)



[RETURN BACK TO MAIN MENU](#)

[Back](#)

[Next](#)

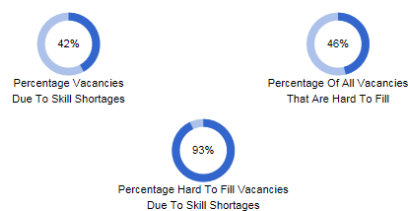
Engineering

Production & Process Engineers (East of England)

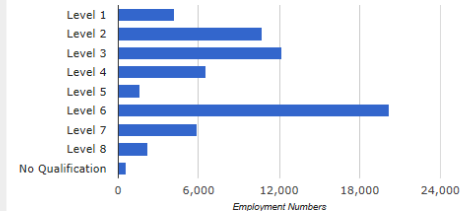
Employment Change (2017 - 2024)



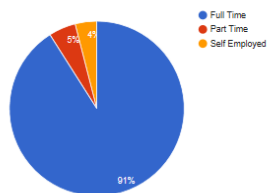
Skill Shortage Vacancies (National)



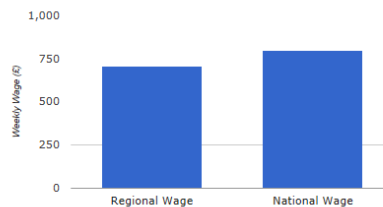
Qualification Level (National)



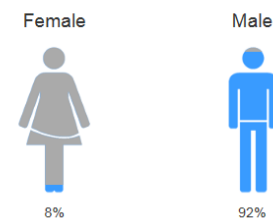
Employment Status (National)



Weekly Wage



Gender (National)



RETURN BACK TO MAIN MENU

Back

Next

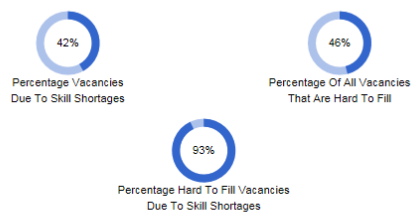
Engineering

Production & Process Engineers (London)

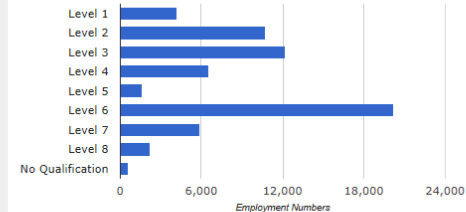
Employment Change (2017 - 2024)



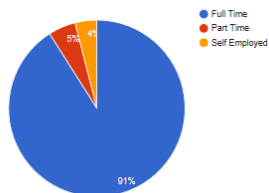
Skill Shortage Vacancies (National)



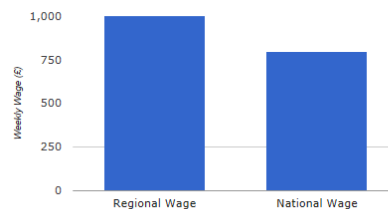
Qualification Level (National)



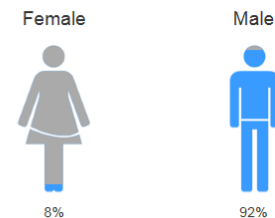
Employment Status (National)



Weekly Wage



Gender (National)



RETURN BACK TO MAIN MENU

Back

Next

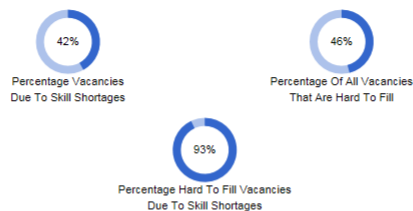
Engineering

Production & Process Engineers (South East - England)

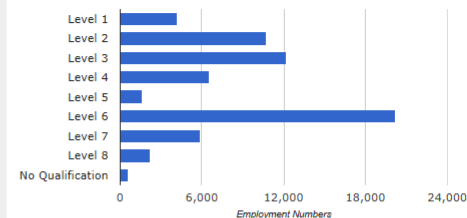
Employment Change (2017 - 2024)



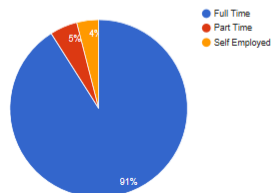
Skill Shortage Vacancies (National)



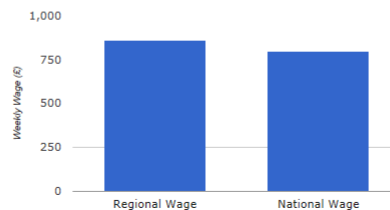
Qualification Level (National)



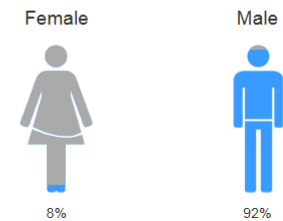
Employment Status (National)



Weekly Wage



Gender (National)



RETURN BACK TO MAIN MENU

Back

Next

Engineering

Production & Process Engineers (South West - England)

Employment Change (2017 - 2024)

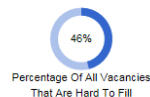
Employment in 2017
5,328

Growth
+411 (+7.71%)

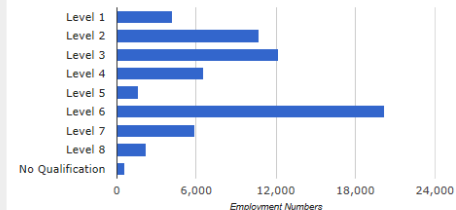
Employment in 2024
5,739



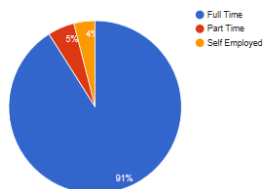
Skill Shortage Vacancies (National)



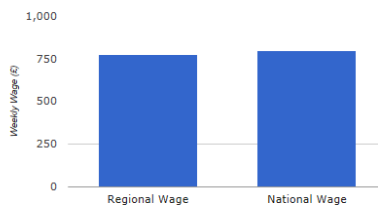
Qualification Level (National)



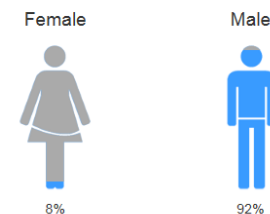
Employment Status (National)



Weekly Wage



Gender (National)



RETURN BACK TO MAIN MENU

Back

Next

Food & Cookery

Chefs (North East - England)



[RETURN BACK TO MAIN MENU](#)

[Back](#)

[Next](#)

Food & Cookery

Chefs (North West - England)

Employment Change (2017 - 2024)

Employment in 2017
19,809

Growth

Employment in 2024
17,549

-2,260 (-11.41%)



Skill Shortage Vacancies (National)



Percentage Vacancies
Due To Skill Shortages

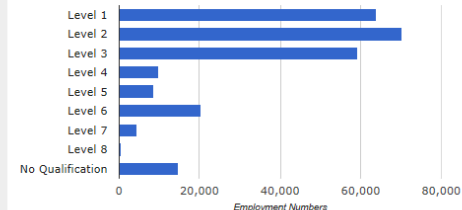


Percentage Of All Vacancies
That Are Hard To Fill

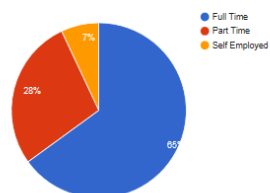


Percentage Hard To Fill Vacancies
Due To Skill Shortages

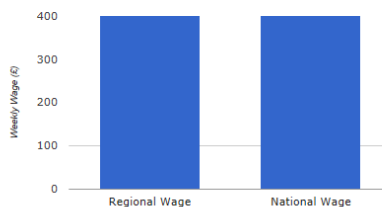
Qualification Level (National)



Employment Status (National)



Weekly Wage



Gender (National)

Female



27%

Male



73%

RETURN BACK TO MAIN MENU

Back

Next

Food & Cookery

Chefs (Yorkshire and The Humber)

Employment Change (2017 - 2024)

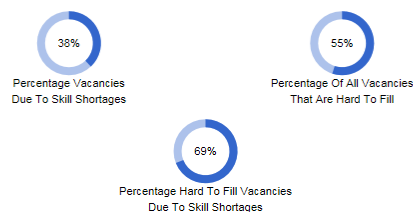
Employment in 2017
13,341

Growth
-1,799 (-13.48%)

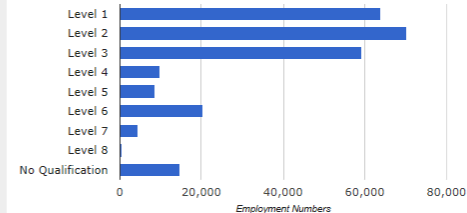
Employment in 2024
11,542



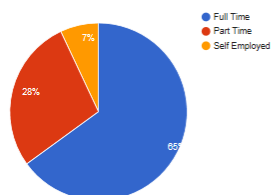
Skill Shortage Vacancies (National)



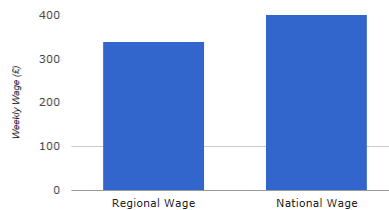
Qualification Level (National)



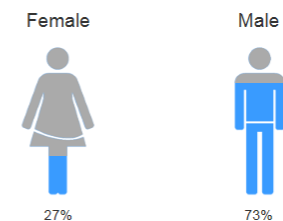
Employment Status (National)



Weekly Wage



Gender (National)



RETURN BACK TO MAIN MENU

Back

Next

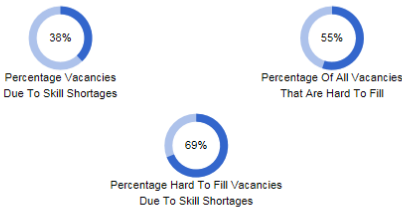
Food & Cookery

Chefs (East Midlands - England)

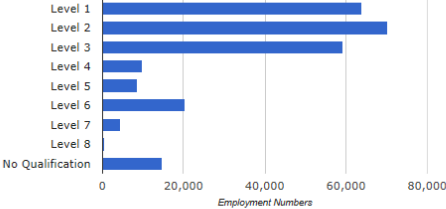
Employment Change (2017 - 2024)



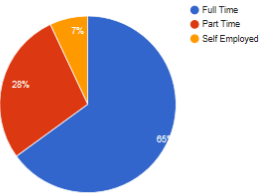
Skill Shortage Vacancies (National)



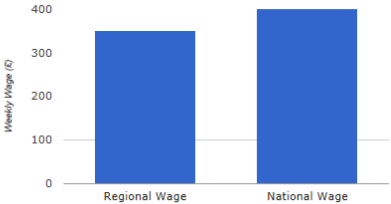
Qualification Level (National)



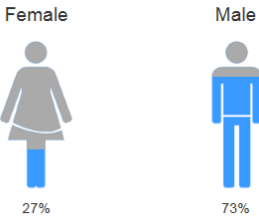
Employment Status (National)



Weekly Wage



Gender (National)



RETURN BACK TO MAIN MENU

Back

Next

Food & Cookery

Chefs (West Midlands - England)



[RETURN BACK TO MAIN MENU](#)

[Back](#)

[Next](#)

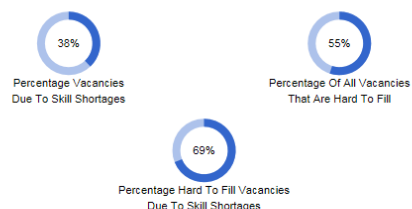
Food & Cookery

Chefs (East of England)

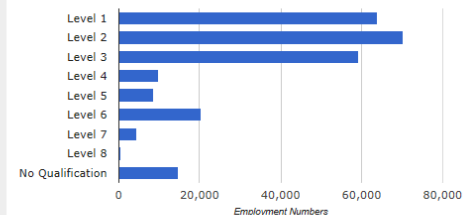
Employment Change (2017 - 2024)



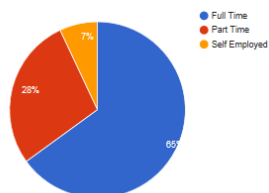
Skill Shortage Vacancies (National)



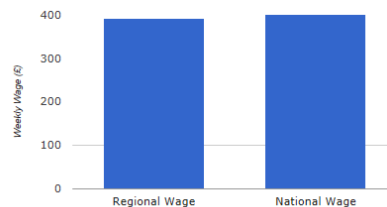
Qualification Level (National)



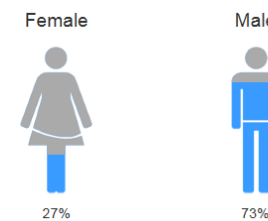
Employment Status (National)



Weekly Wage



Gender (National)



RETURN BACK TO MAIN MENU

Back

Next

Food & Cookery Chefs (London)

Employment Change (2017 - 2024)

Employment in 2017
59,139

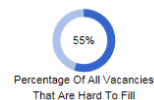
Growth

Employment in 2024
57,517

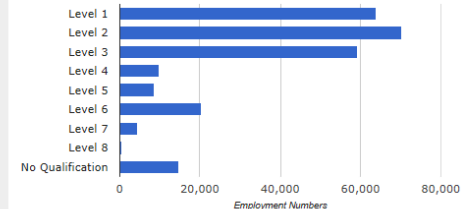
-1,622 (-2.74%)



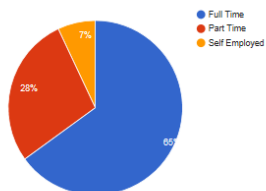
Skill Shortage Vacancies (National)



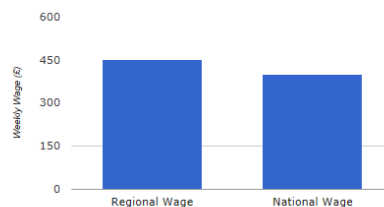
Qualification Level (National)



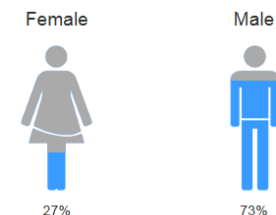
Employment Status (National)



Weekly Wage



Gender (National)



RETURN BACK TO MAIN MENU

Back

Next

Food & Cookery

Chefs (South East - England)

Employment Change (2017 - 2024)

Employment in 2017
41,477

Growth
-1,379 (-3.32%)

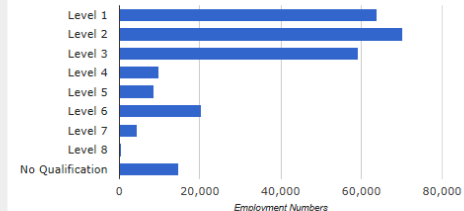
Employment in 2024
40,098



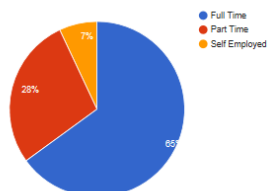
Skill Shortage Vacancies (National)



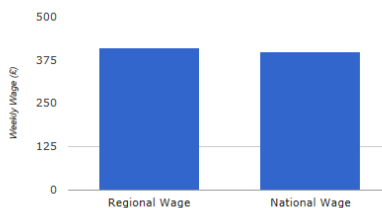
Qualification Level (National)



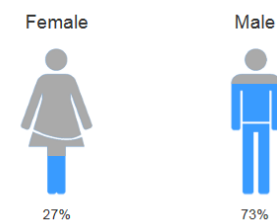
Employment Status (National)



Weekly Wage



Gender (National)



RETURN BACK TO MAIN MENU

Back

Next

Food & Cookery

Chefs (South West - England)

Employment Change (2017 - 2024)

Employment in 2017
20,240

Growth
-1,401 (-6.92%)

Employment in 2024
18,839



Skill Shortage Vacancies (National)



Percentage Vacancies
Due To Skill Shortages

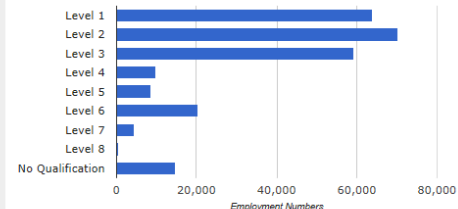


Percentage Of All Vacancies
That Are Hard To Fill

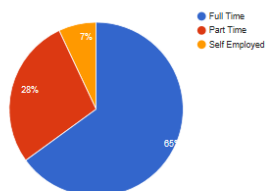


Percentage Hard To Fill Vacancies
Due To Skill Shortages

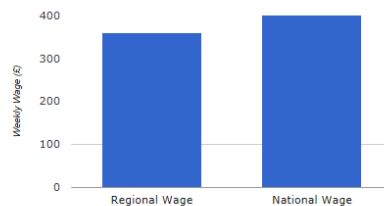
Qualification Level (National)



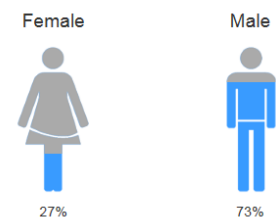
Employment Status (National)



Weekly Wage



Gender (National)



RETURN BACK TO MAIN MENU

Back

Next

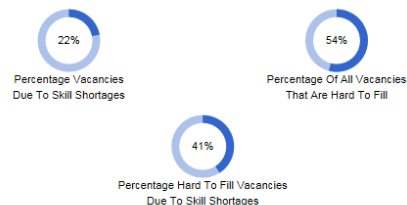
Food & Cookery

Cooks (North East - England)

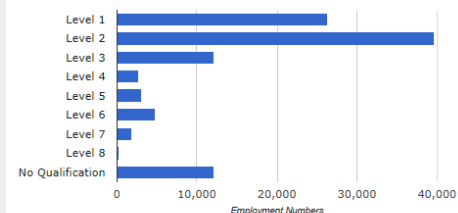
Employment Change (2017 - 2024)



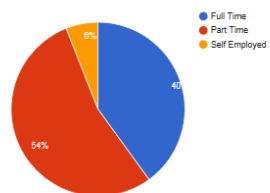
Skill Shortage Vacancies (National)



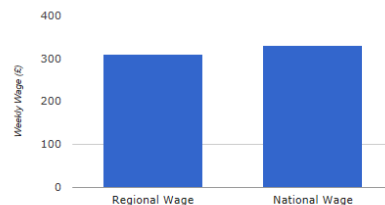
Qualification Level (National)



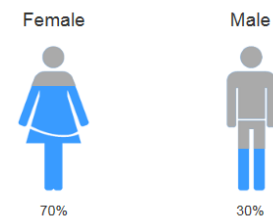
Employment Status (National)



Weekly Wage



Gender (National)



RETURN BACK TO MAIN MENU

Back

Next

Food & Cookery

Cooks (North West - England)

Employment Change (2017 - 2024)

Employment in 2017
11,240

Growth
-938 (-8.35%)

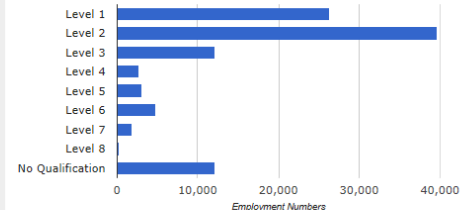
Employment in 2024
10,302



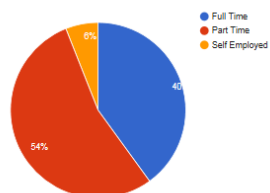
Skill Shortage Vacancies (National)



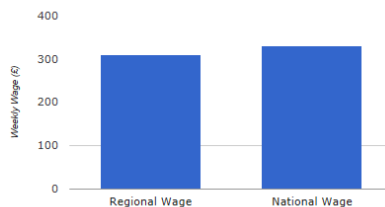
Qualification Level (National)



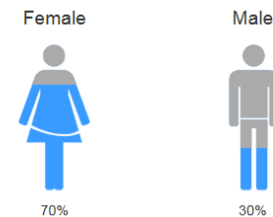
Employment Status (National)



Weekly Wage



Gender (National)



RETURN BACK TO MAIN MENU

Back

Next

Food & Cookery

Cooks (Yorkshire and The Humber)

Employment Change (2017 - 2024)

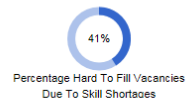
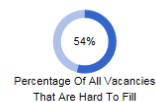
Employment in 2017
7,654

Growth
-824 (-10.77%)

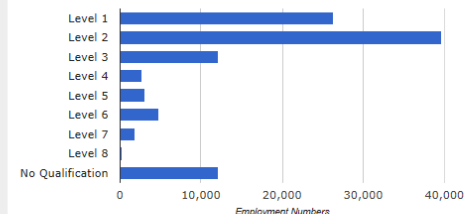
Employment in 2024
6,830



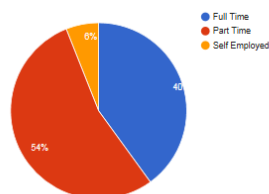
Skill Shortage Vacancies (National)



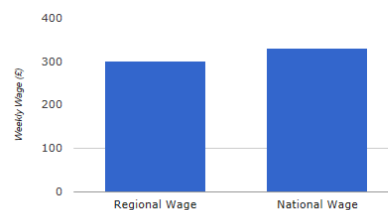
Qualification Level (National)



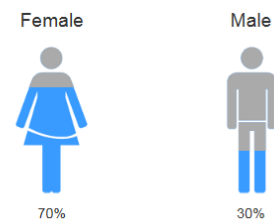
Employment Status (National)



Weekly Wage



Gender (National)



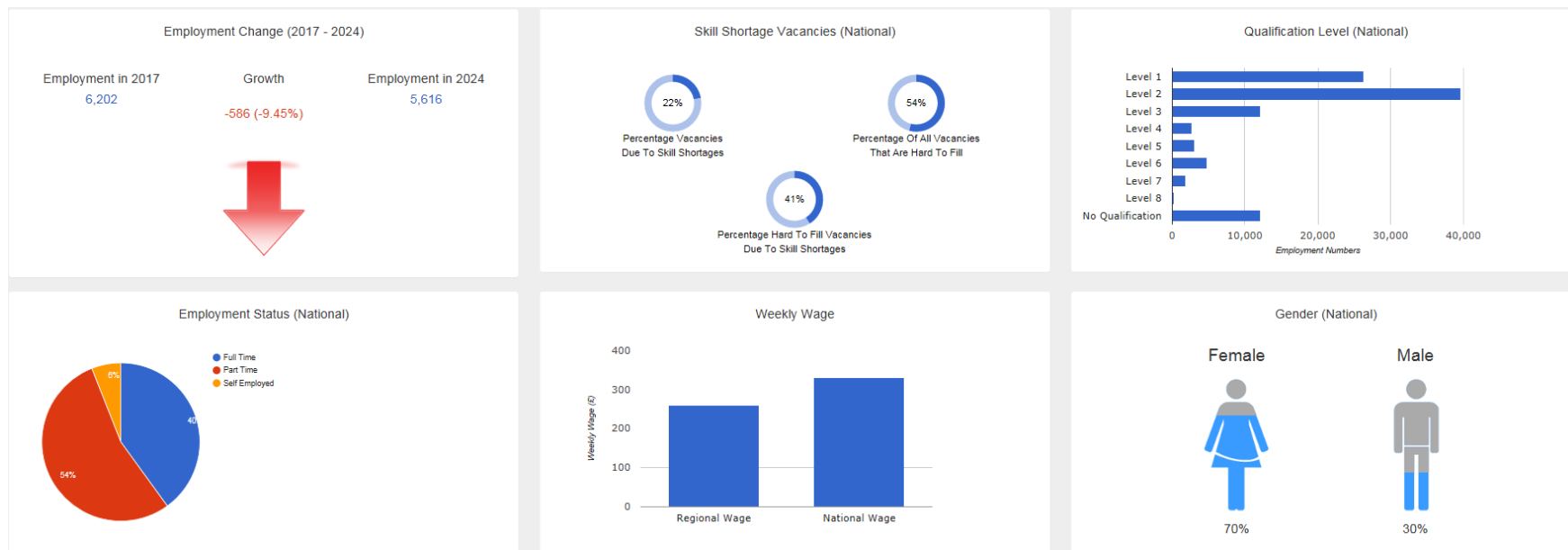
[RETURN BACK TO MAIN MENU](#)

[Back](#)

[Next](#)

Food & Cookery

Cooks (East Midlands - England)



[RETURN BACK TO MAIN MENU](#)

[Back](#)

[Next](#)

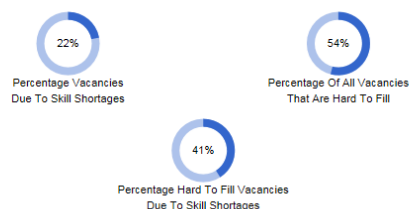
Food & Cookery

Cooks (West Midlands - England)

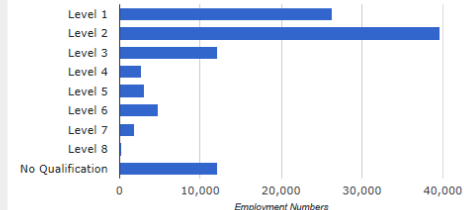
Employment Change (2017 - 2024)



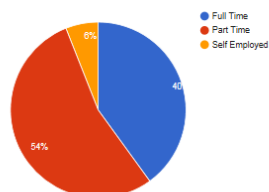
Skill Shortage Vacancies (National)



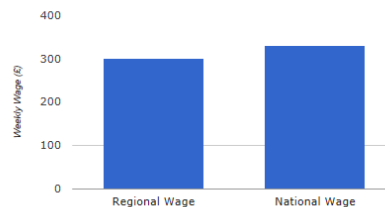
Qualification Level (National)



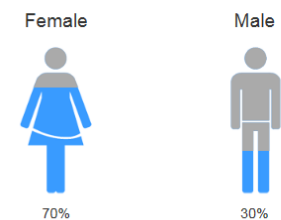
Employment Status (National)



Weekly Wage



Gender (National)



[RETURN BACK TO MAIN MENU](#)

[Back](#)

[Next](#)

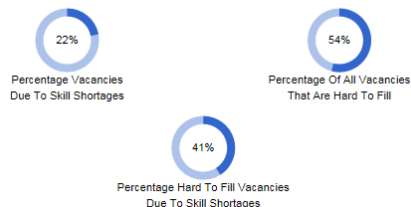
Food & Cookery

Cooks (East of England)

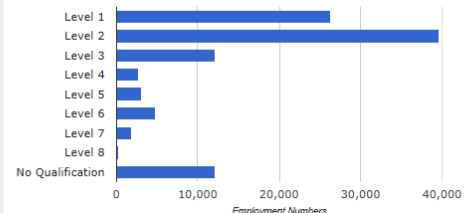
Employment Change (2017 - 2024)



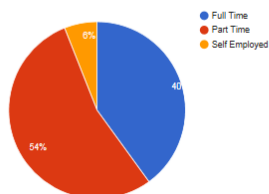
Skill Shortage Vacancies (National)



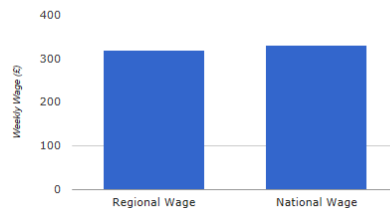
Qualification Level (National)



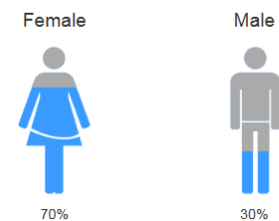
Employment Status (National)



Weekly Wage



Gender (National)



RETURN BACK TO MAIN MENU

Back

Next

Food & Cookery Cooks (London)

Employment Change (2017 - 2024)

Employment in 2017
15,512

Growth
-959 (-6.18%)

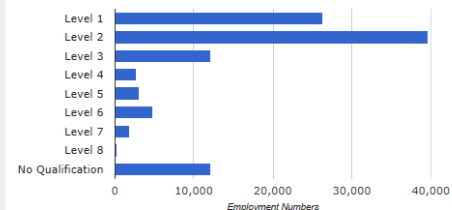
Employment in 2024
14,553



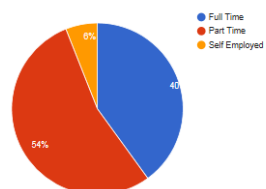
Skill Shortage Vacancies (National)



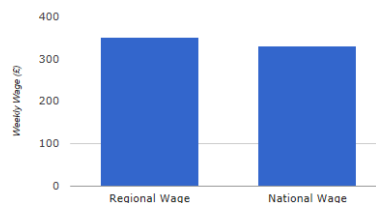
Qualification Level (National)



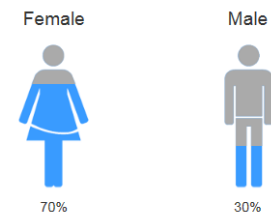
Employment Status (National)



Weekly Wage



Gender (National)



[RETURN BACK TO MAIN MENU](#)

[Back](#)

[Next](#)

Food & Cookery

Cooks (South East - England)

Employment Change (2017 - 2024)

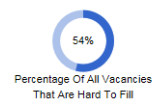
Employment in 2017
14,966

Growth
-560 (-3.74%)

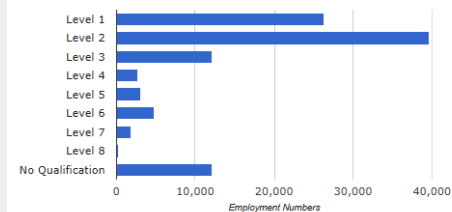
Employment in 2024
14,406



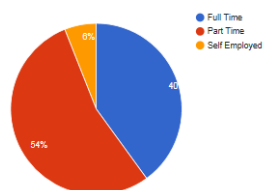
Skill Shortage Vacancies (National)



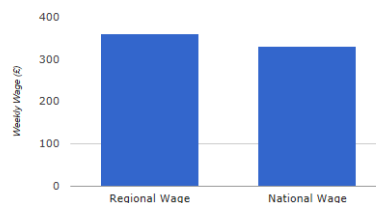
Qualification Level (National)



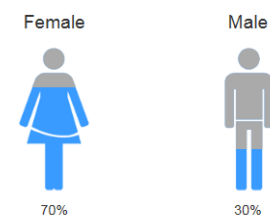
Employment Status (National)



Weekly Wage



Gender (National)



RETURN BACK TO MAIN MENU

Back

Next

Food & Cookery

Cooks (South West - England)

Employment Change (2017 - 2024)

Employment in 2017
9,283

Growth
-243 (-2.62%)

Employment in 2024
9,040



Skill Shortage Vacancies (National)



Percentage Vacancies
Due To Skill Shortages

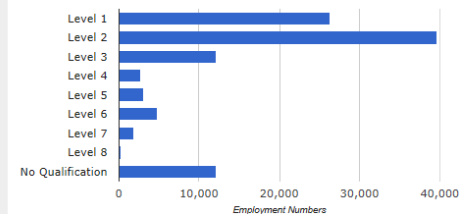


Percentage Of All Vacancies
That Are Hard To Fill

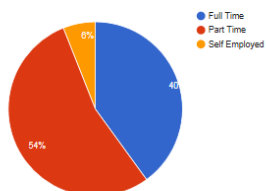


Percentage Hard To Fill Vacancies
Due To Skill Shortages

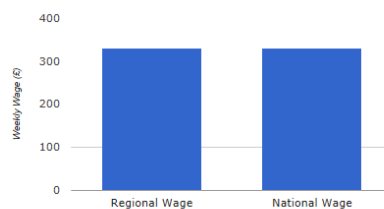
Qualification Level (National)



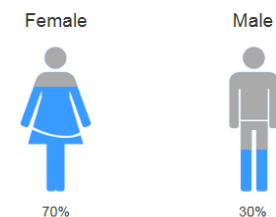
Employment Status (National)



Weekly Wage



Gender (National)



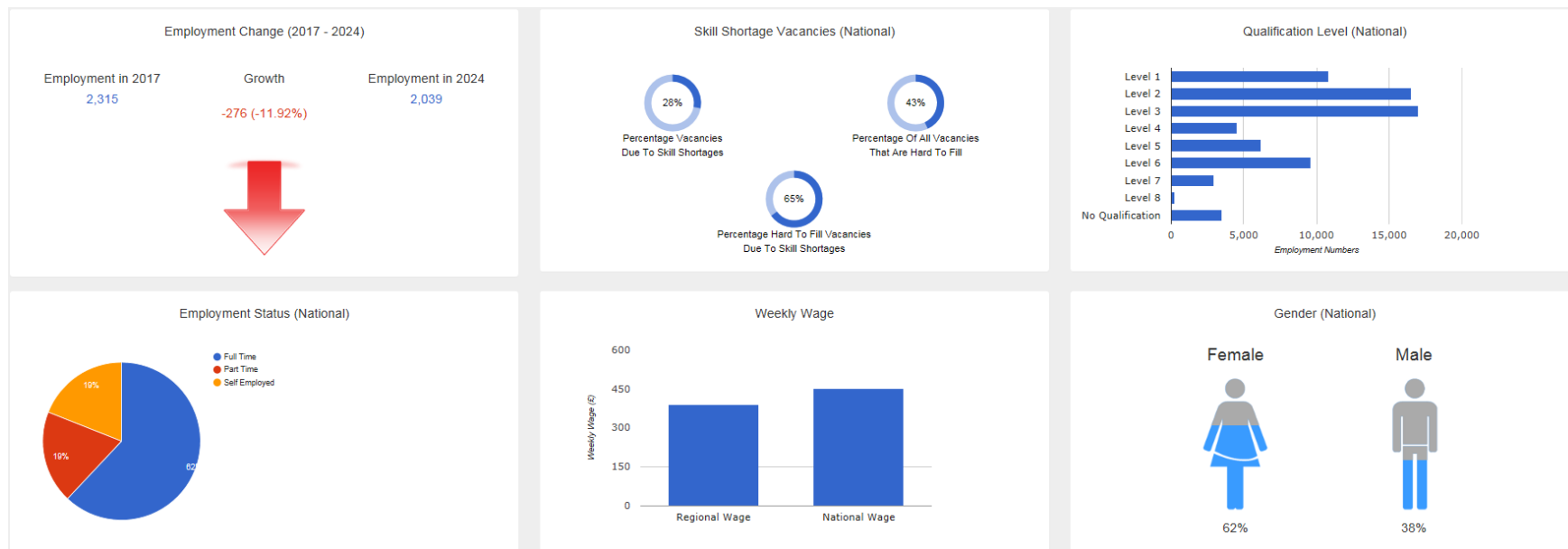
RETURN BACK TO MAIN MENU

Back

Next

Food & Cookery

Catering and Bar Managers (North East - England)



[RETURN BACK TO MAIN MENU](#)

[Back](#)

[Next](#)

Food & Cookery

Catering and Bar Managers (North West - England)

Employment Change (2017 - 2024)

Employment in 2017
6,032

Growth
-757 (-12.55%)

Employment in 2024
5,275



Skill Shortage Vacancies (National)



Percentage Vacancies
Due To Skill Shortages

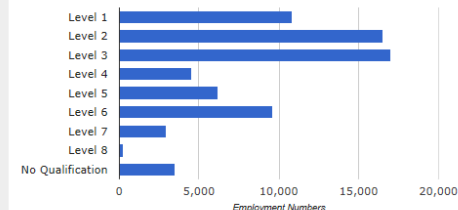


Percentage Of All Vacancies
That Are Hard To Fill

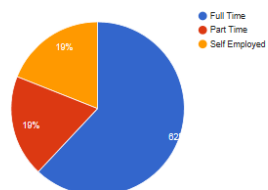


Percentage Hard To Fill Vacancies
Due To Skill Shortages

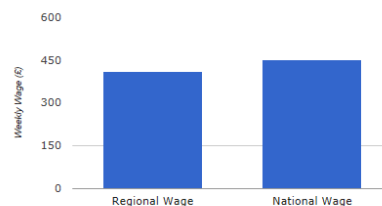
Qualification Level (National)



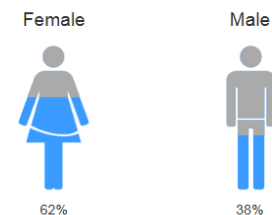
Employment Status (National)



Weekly Wage



Gender (National)



RETURN BACK TO MAIN MENU

Back

Next

Food & Cookery

Catering and Bar Managers (Yorkshire and The Humber)

Employment Change (2017 - 2024)

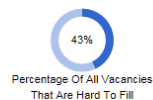
Employment in 2017
3,955

Growth
-508 (-12.84%)

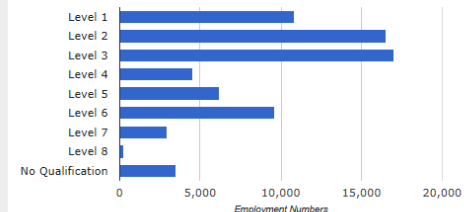
Employment in 2024
3,447



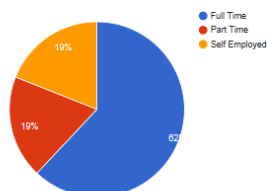
Skill Shortage Vacancies (National)



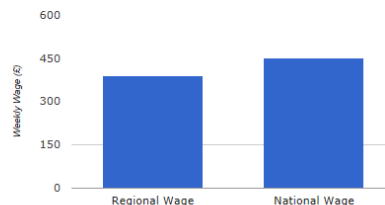
Qualification Level (National)



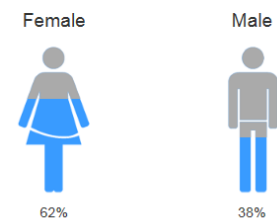
Employment Status (National)



Weekly Wage



Gender (National)



RETURN BACK TO MAIN MENU

Back

Next

Food & Cookery

Catering and Bar Managers (East Midlands - England)



[RETURN BACK TO MAIN MENU](#)

[Back](#)

[Next](#)

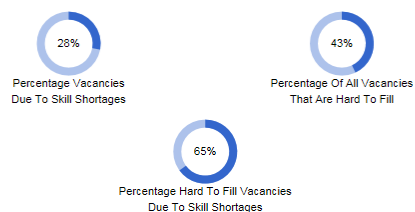
Food & Cookery

Catering and Bar Managers (West Midlands - England)

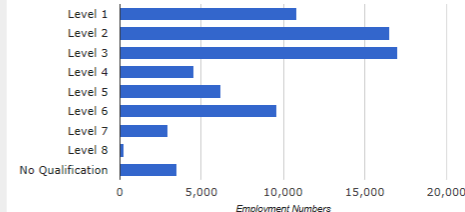
Employment Change (2017 - 2024)



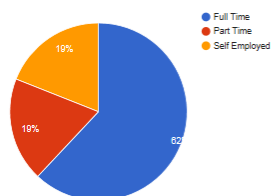
Skill Shortage Vacancies (National)



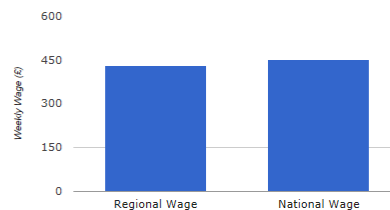
Qualification Level (National)



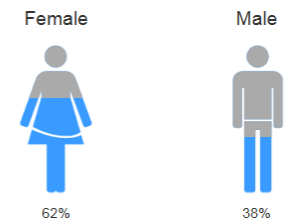
Employment Status (National)



Weekly Wage



Gender (National)



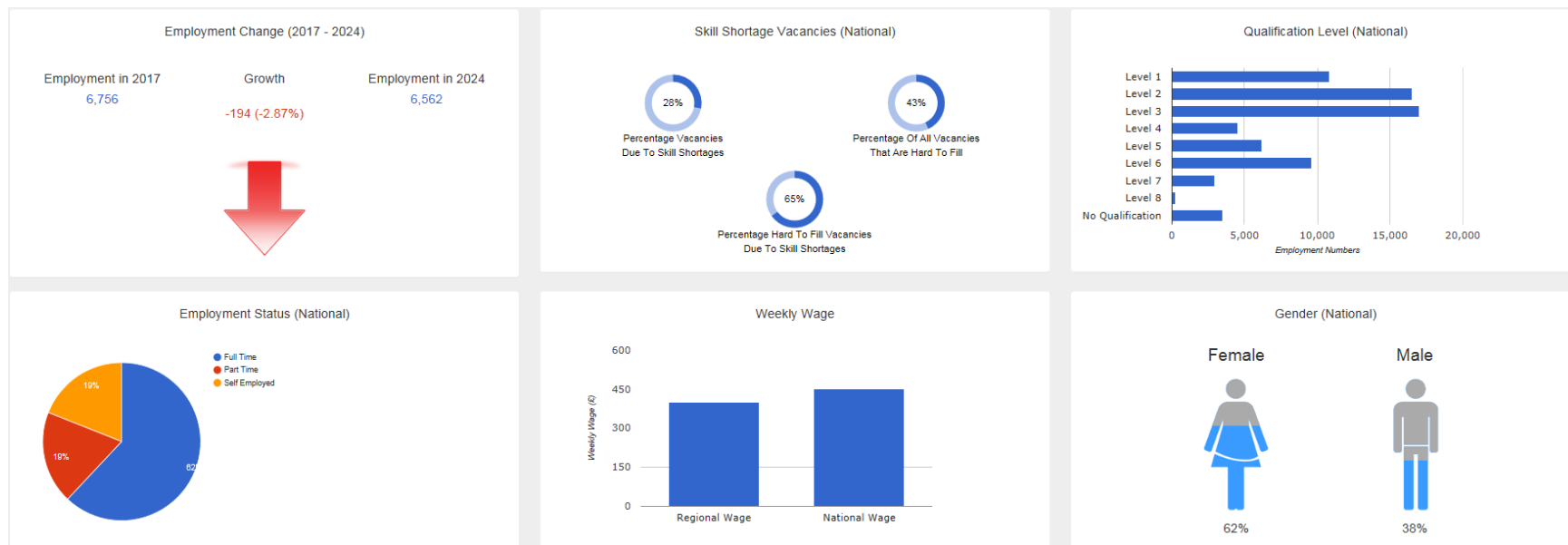
RETURN BACK TO MAIN MENU

Back

Next

Food & Cookery

Catering and Bar Managers (East of England)



[RETURN BACK TO MAIN MENU](#)

[Back](#)

[Next](#)

Food & Cookery

Catering and Bar Managers (London)

Employment Change (2017 - 2024)

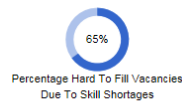
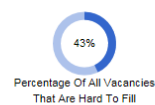
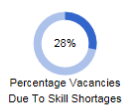
Employment in 2017
15,241

Growth
-39 (-0.26%)

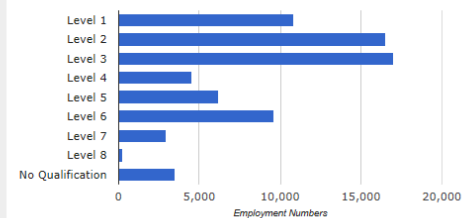
Employment in 2024
15,202



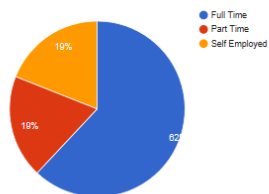
Skill Shortage Vacancies (National)



Qualification Level (National)



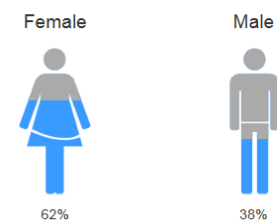
Employment Status (National)



Weekly Wage



Gender (National)



RETURN BACK TO MAIN MENU

Back

Next

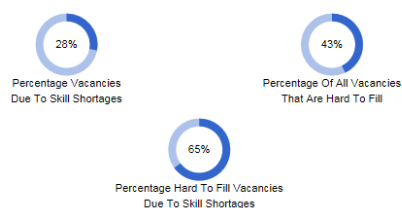
Food & Cookery

Catering and Bar Managers (South East - England)

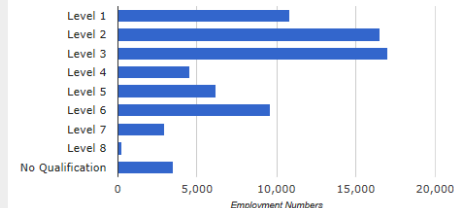
Employment Change (2017 - 2024)



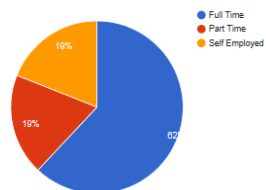
Skill Shortage Vacancies (National)



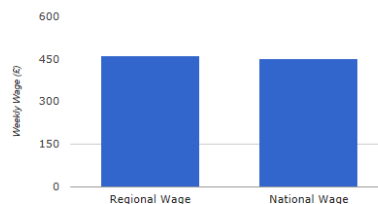
Qualification Level (National)



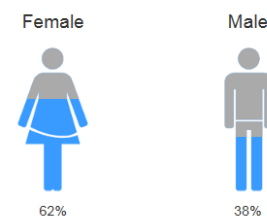
Employment Status (National)



Weekly Wage



Gender (National)



RETURN BACK TO MAIN MENU

Back

Next

Food & Cookery

Catering and Bar Managers (South West - England)

Employment Change (2017 - 2024)

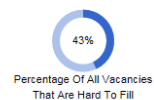
Employment in 2017
7,216

Growth
-105 (-1.46%)

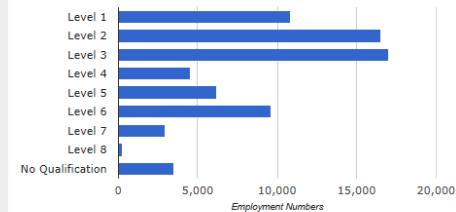
Employment in 2024
7,111



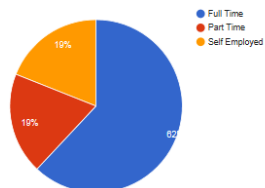
Skill Shortage Vacancies (National)



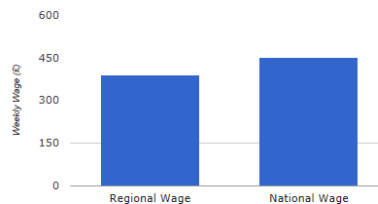
Qualification Level (National)



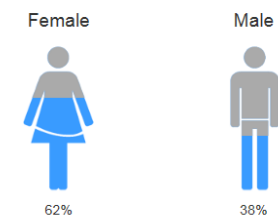
Employment Status (National)



Weekly Wage



Gender (National)



RETURN BACK TO MAIN MENU

Back

Next

Food & Cookery

Butchers (North East - England)

Employment Change (2017 - 2024)

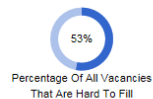
Employment in 2017
1,206

Growth
-92 (-7.63%)

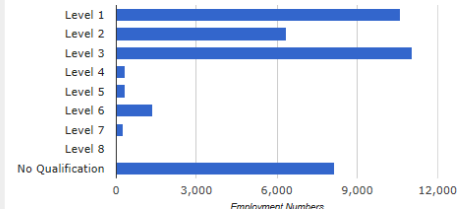
Employment in 2024
1,114



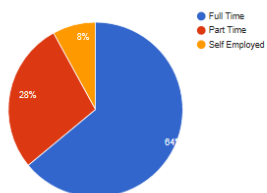
Skill Shortage Vacancies (National)



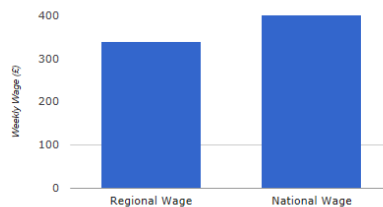
Qualification Level (National)



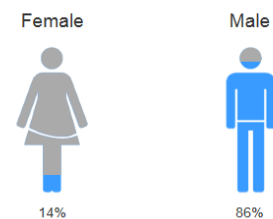
Employment Status (National)



Weekly Wage



Gender (National)



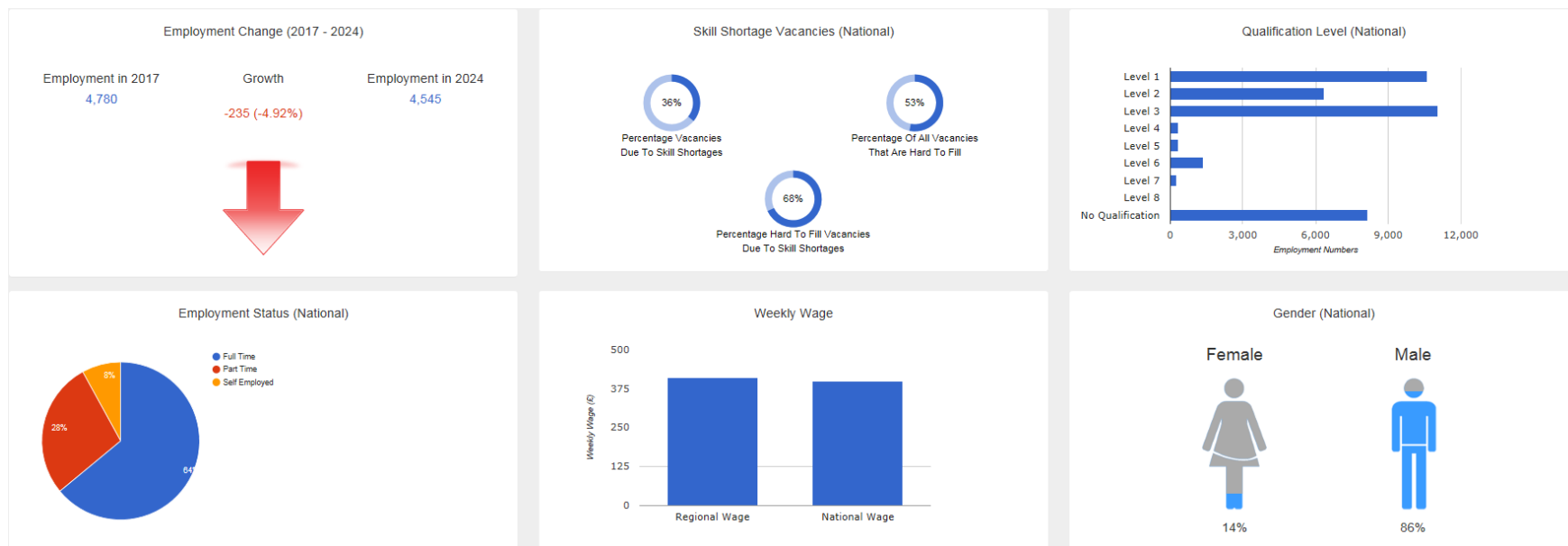
RETURN BACK TO MAIN MENU

Back

Next

Food & Cookery

Butchers (North West - England)



[RETURN BACK TO MAIN MENU](#)

[Back](#)

[Next](#)

Food & Cookery

Butchers (Yorkshire and The Humber)

Employment Change (2017 - 2024)

Employment in 2017
3,523

Growth
-437 (-12.4%)

Employment in 2024
3,086



Skill Shortage Vacancies (National)



Percentage Vacancies
Due To Skill Shortages

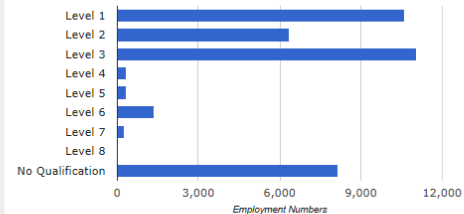


Percentage Of All Vacancies
That Are Hard To Fill

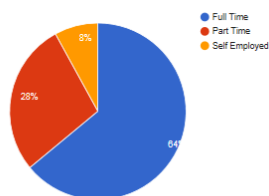


Percentage Hard To Fill Vacancies
Due To Skill Shortages

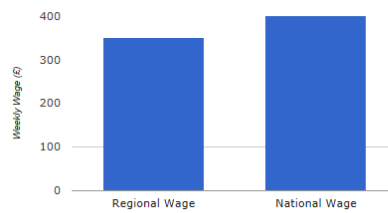
Qualification Level (National)



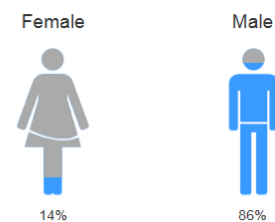
Employment Status (National)



Weekly Wage



Gender (National)



RETURN BACK TO MAIN MENU

Back

Next

Food & Cookery

Butchers (East Midlands - England)

Employment Change (2017 - 2024)

Employment in 2017
3,433

Growth
+29 (+0.84%)

Employment in 2024
3,462



Skill Shortage Vacancies (National)



Percentage Vacancies
Due To Skill Shortages

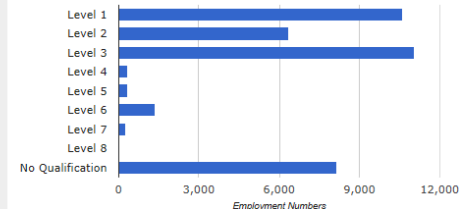


Percentage Of All Vacancies
That Are Hard To Fill

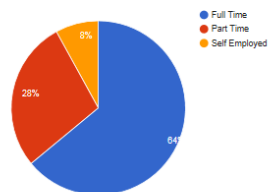


Percentage Hard To Fill Vacancies
Due To Skill Shortages

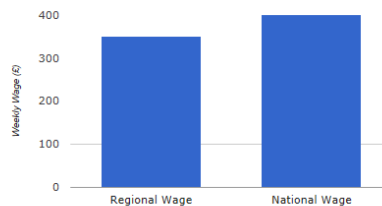
Qualification Level (National)



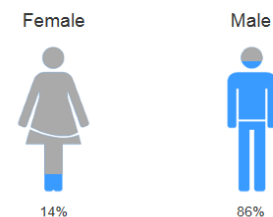
Employment Status (National)



Weekly Wage



Gender (National)



RETURN BACK TO MAIN MENU

Back

Next

Food & Cookery

Butchers (West Midlands - England)

Employment Change (2017 - 2024)

Employment in 2017
3,536

Growth
-19 (-0.54%)

Employment in 2024
3,517



Skill Shortage Vacancies (National)



Percentage Vacancies
Due To Skill Shortages

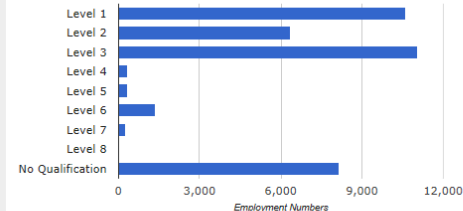


Percentage Of All Vacancies
That Are Hard To Fill

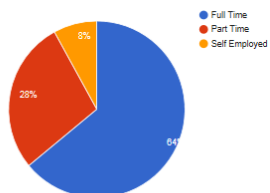


Percentage Hard To Fill Vacancies
Due To Skill Shortages

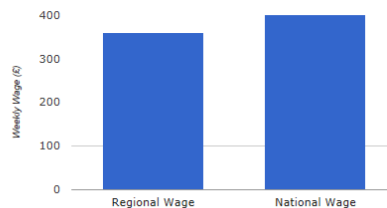
Qualification Level (National)



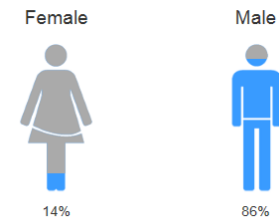
Employment Status (National)



Weekly Wage



Gender (National)



RETURN BACK TO MAIN MENU

Back

Next

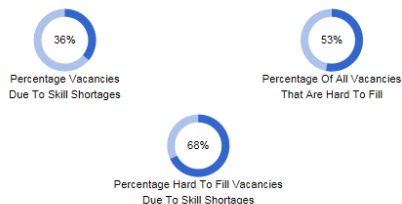
Food & Cookery

Butchers (East of England)

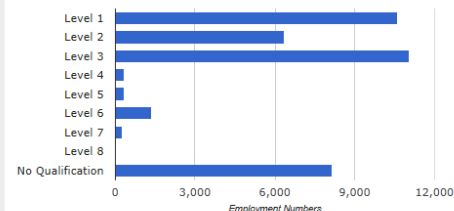
Employment Change (2017 - 2024)



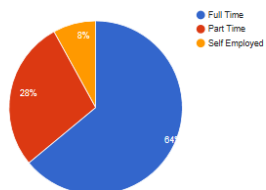
Skill Shortage Vacancies (National)



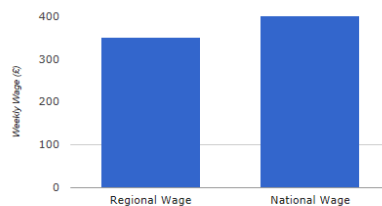
Qualification Level (National)



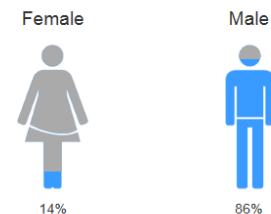
Employment Status (National)



Weekly Wage



Gender (National)



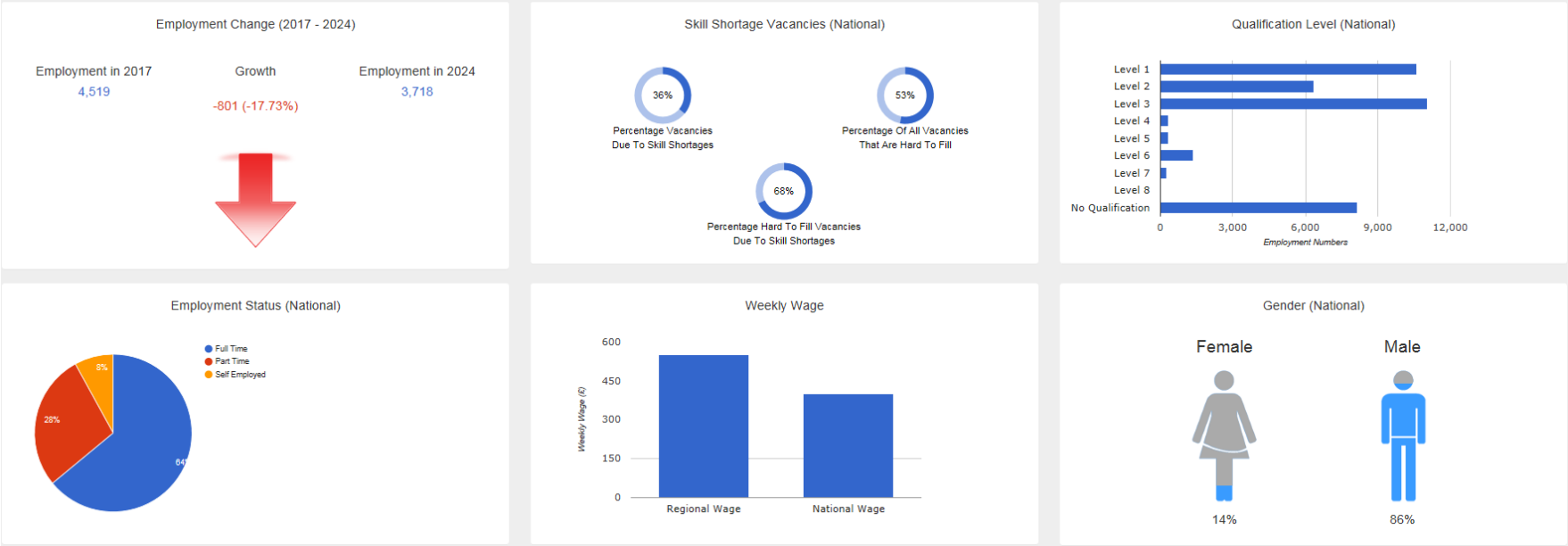
RETURN BACK TO MAIN MENU

Back

Next

Food & Cookery

Butchers (London)



[RETURN BACK TO MAIN MENU](#)

[Back](#)

[Next](#)

Food & Cookery

Butchers (South East - England)

Employment Change (2017 - 2024)

Employment in 2017
4,152

Growth
-156 (-3.76%)

Employment in 2024
3,996



Skill Shortage Vacancies (National)



Percentage Vacancies
Due To Skill Shortages

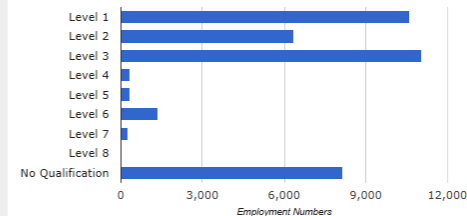


Percentage Of All Vacancies
That Are Hard To Fill

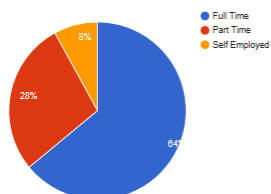


Percentage Hard To Fill Vacancies
Due To Skill Shortages

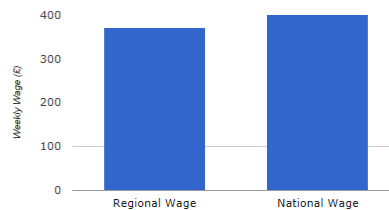
Qualification Level (National)



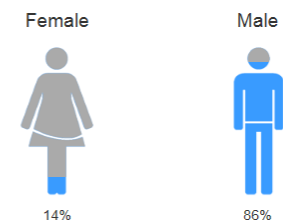
Employment Status (National)



Weekly Wage



Gender (National)



RETURN BACK TO MAIN MENU

Back

Next

Food & Cookery

Butchers (South West - England)

Employment Change (2017 - 2024)

Employment in 2017
3,096

Growth
-190 (-6.14%)

Employment in 2024
2,906



Skill Shortage Vacancies (National)



Percentage Vacancies
Due To Skill Shortages

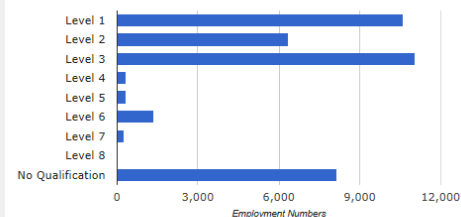


Percentage Of All Vacancies
That Are Hard To Fill

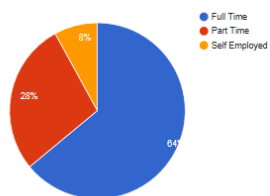


Percentage Hard To Fill Vacancies
Due To Skill Shortages

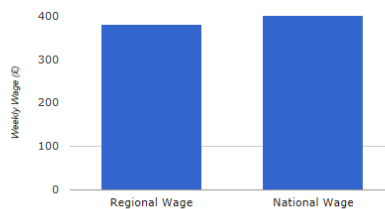
Qualification Level (National)



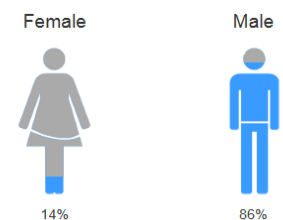
Employment Status (National)



Weekly Wage



Gender (National)



RETURN BACK TO MAIN MENU

Back

Next

Food & Cookery

Restaurant Managers (North East - England)

Employment Change (2017 - 2024)

Employment in 2017
6,899

Growth
+424 (+6.15%)

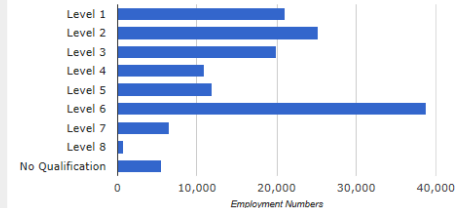
Employment in 2024
7,323



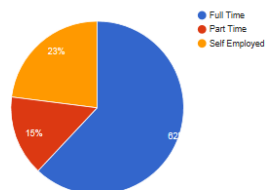
Skill Shortage Vacancies (National)



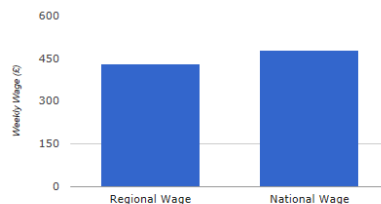
Qualification Level (National)



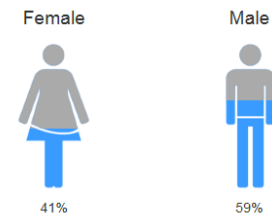
Employment Status (National)



Weekly Wage



Gender (National)



[RETURN BACK TO MAIN MENU](#)

[Back](#)

[Next](#)

Food & Cookery

Restaurant Managers (North West - England)



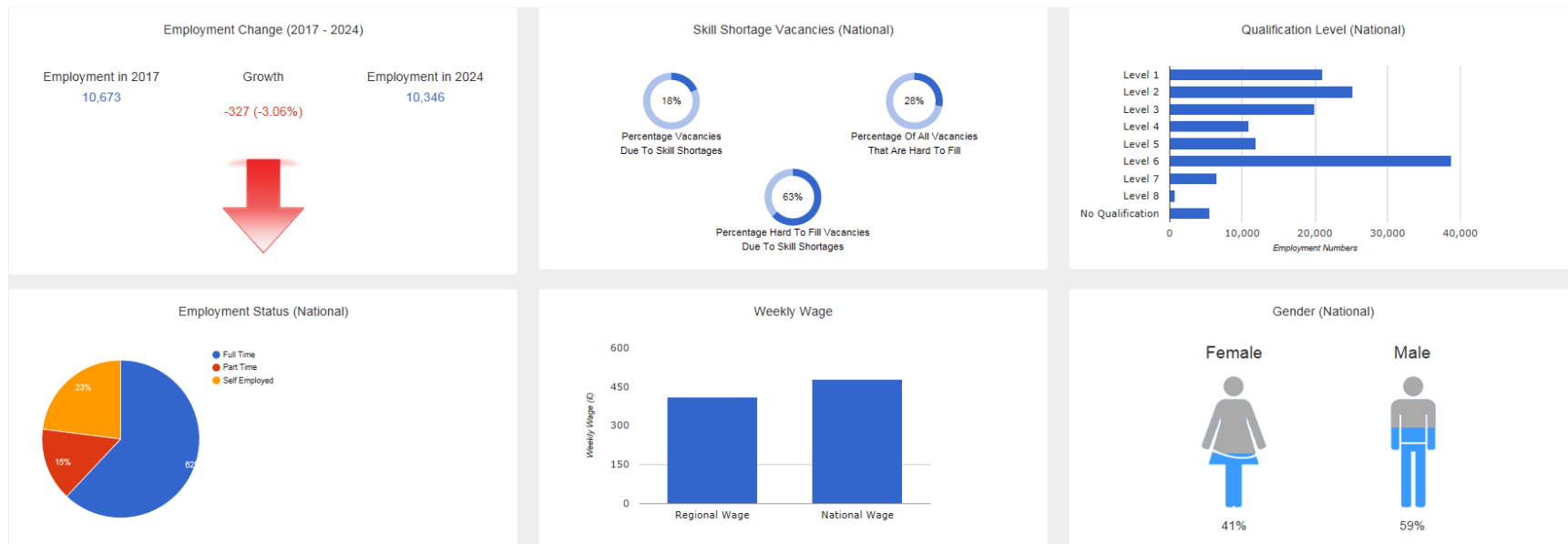
RETURN BACK TO MAIN MENU

Back

Next

Food & Cookery

Restaurant Managers (Yorkshire and The Humber)



[RETURN BACK TO MAIN MENU](#)

[Back](#)

[Next](#)

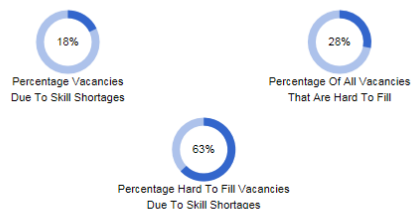
Food & Cookery

Restaurant Managers (East Midlands - England)

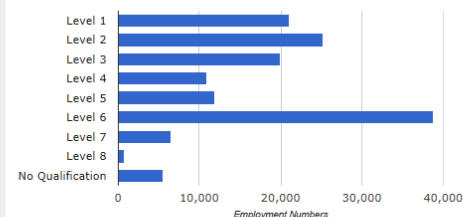
Employment Change (2017 - 2024)



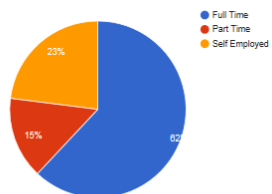
Skill Shortage Vacancies (National)



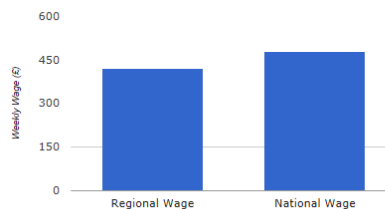
Qualification Level (National)



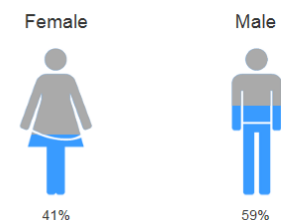
Employment Status (National)



Weekly Wage



Gender (National)



RETURN BACK TO MAIN MENU

Back

Next

Food & Cookery

Restaurant Managers (West Midlands - England)

Employment Change (2017 - 2024)

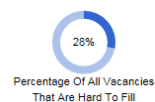
Employment in 2017
13,936

Growth
+985 (+7.07%)

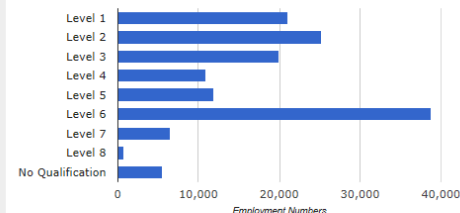
Employment in 2024
14,921



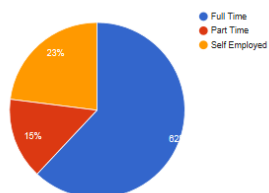
Skill Shortage Vacancies (National)



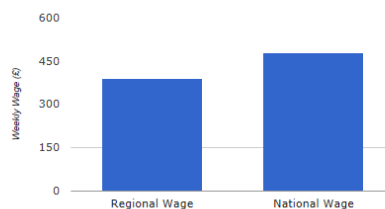
Qualification Level (National)



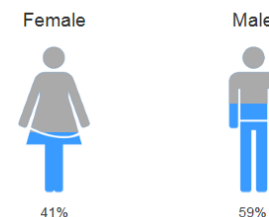
Employment Status (National)



Weekly Wage



Gender (National)



[RETURN BACK TO MAIN MENU](#)

[Back](#)

[Next](#)

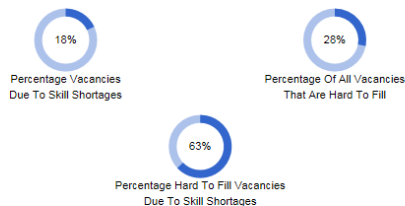
Food & Cookery

Restaurant Managers (East of England)

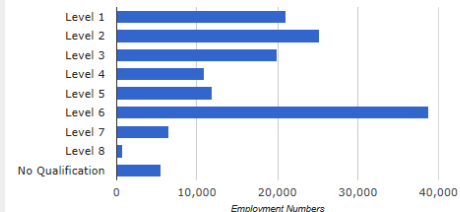
Employment Change (2017 - 2024)



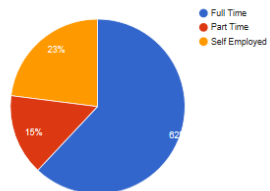
Skill Shortage Vacancies (National)



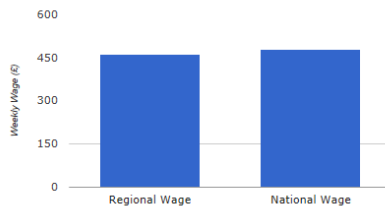
Qualification Level (National)



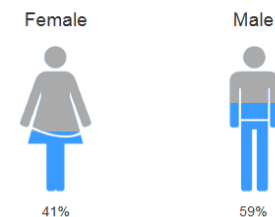
Employment Status (National)



Weekly Wage



Gender (National)



RETURN BACK TO MAIN MENU

Back

Next

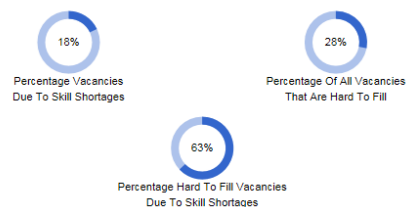
Food & Cookery

Restaurant Managers (London)

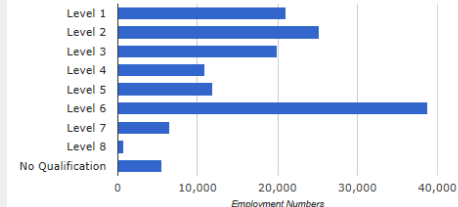
Employment Change (2017 - 2024)



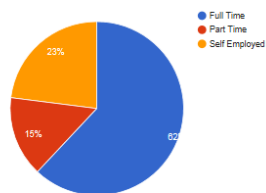
Skill Shortage Vacancies (National)



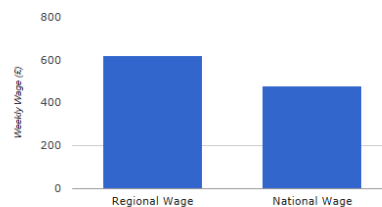
Qualification Level (National)



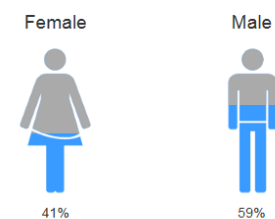
Employment Status (National)



Weekly Wage



Gender (National)



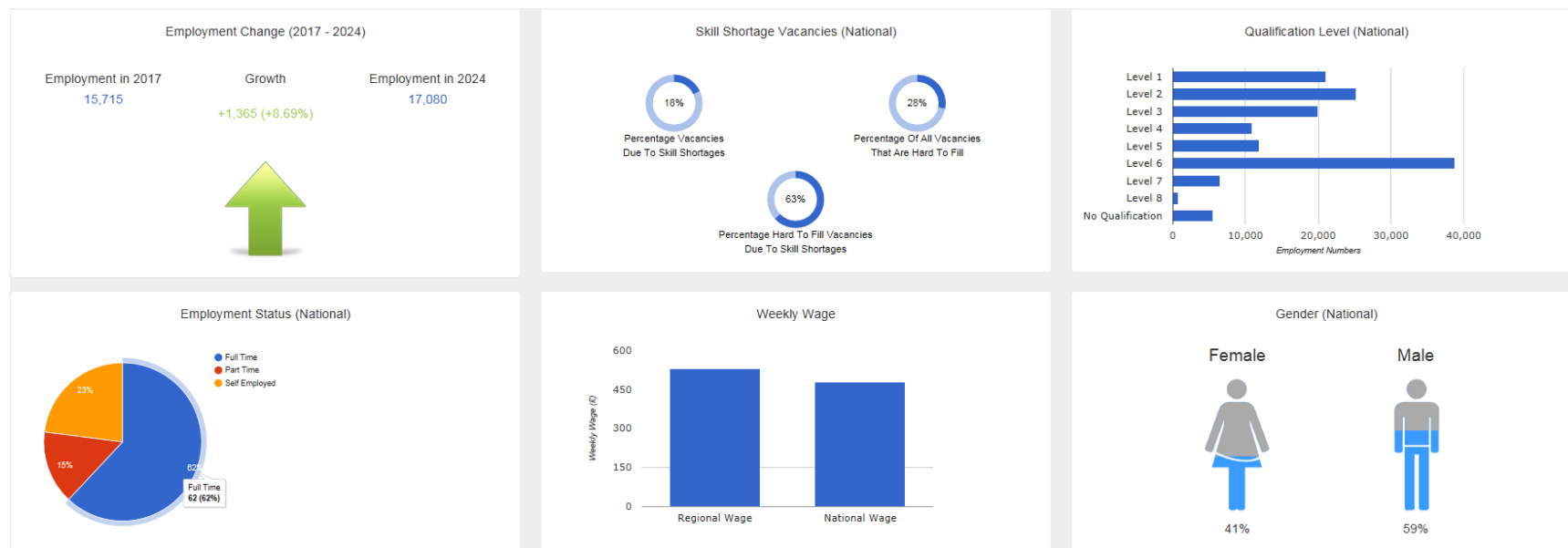
[RETURN BACK TO MAIN MENU](#)

[Back](#)

[Next](#)

Food & Cookery

Restaurant Managers (South East - England)



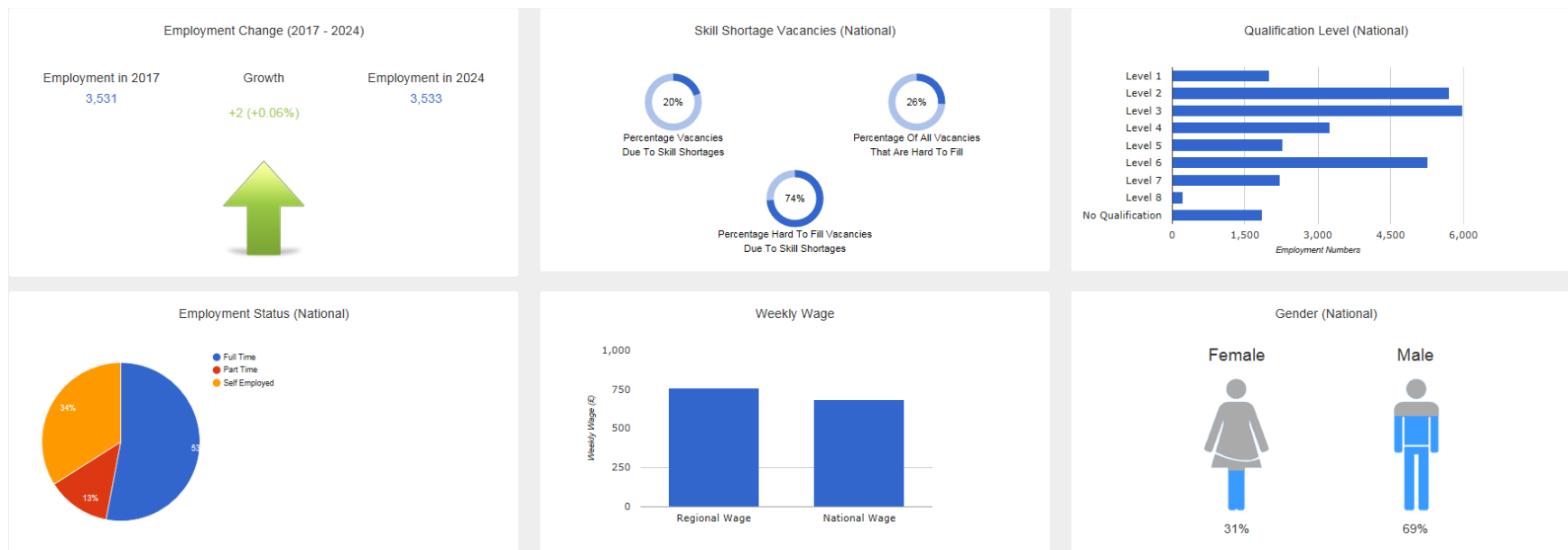
[RETURN BACK TO MAIN MENU](#)

[Back](#)

[Next](#)

Food & Cookery

Restaurant Managers (South West - England)



[RETURN BACK TO MAIN MENU](#)

[Back](#)

[Next](#)

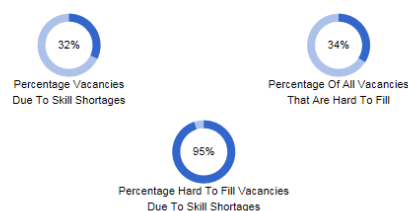
Graphic Design

Web design & Development Professional (North East - England)

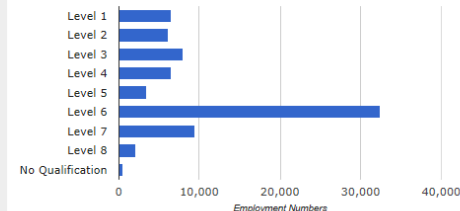
Employment Change (2017 - 2024)



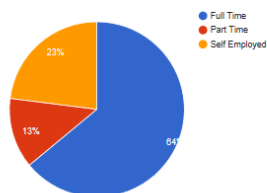
Skill Shortage Vacancies (National)



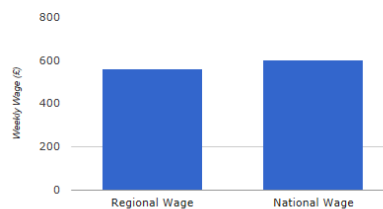
Qualification Level (National)



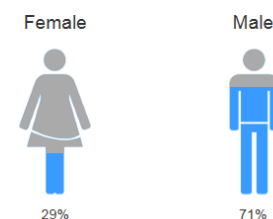
Employment Status (National)



Weekly Wage



Gender (National)



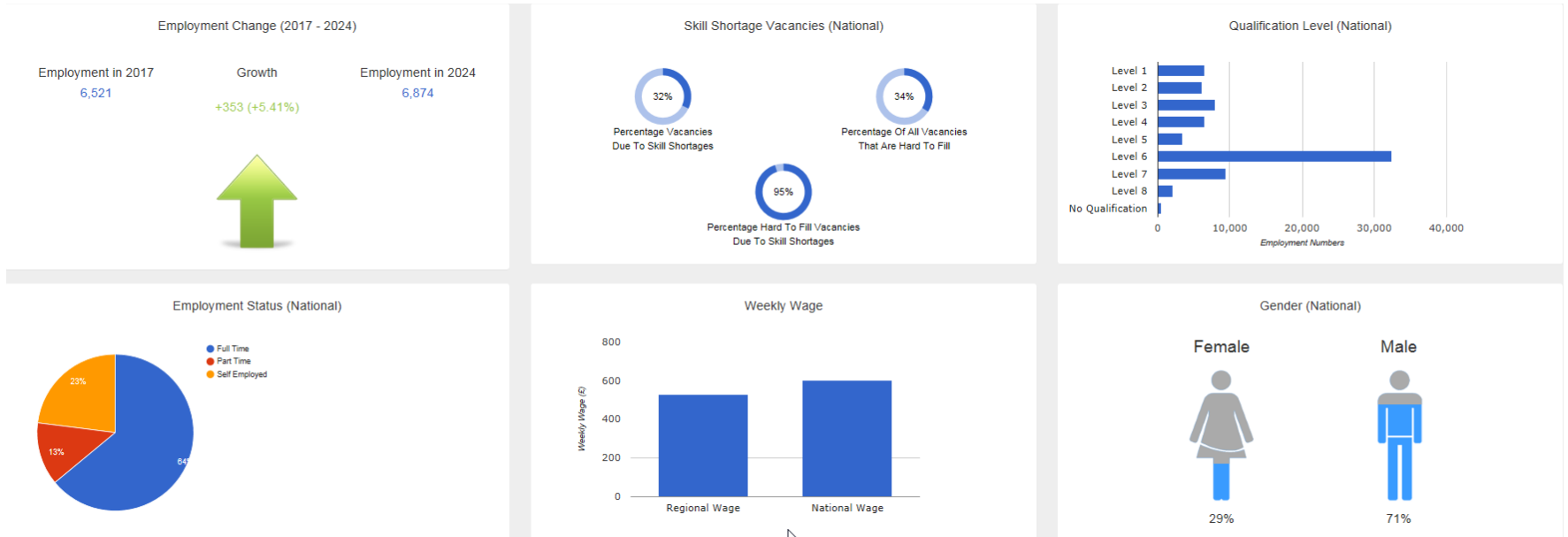
[RETURN BACK TO MAIN MENU](#)

[Back](#)

[Next](#)

Graphic Design

Wed design & Development Professional (North West - England)



[RETURN BACK TO MAIN MENU](#)

[Back](#)

[Next](#)

Graphic Design

Wed design & Development Professional (Yorkshire and The Humber)



[RETURN BACK TO MAIN MENU](#)

[Back](#)

[Next](#)

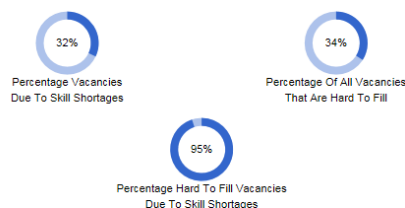
Graphic Design

Web design & Development Professional (East Midlands - England)

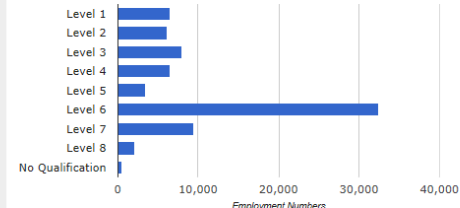
Employment Change (2017 - 2024)



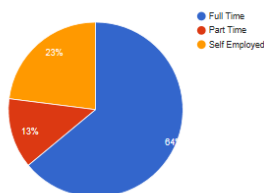
Skill Shortage Vacancies (National)



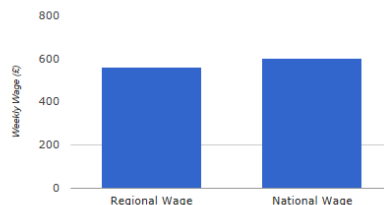
Qualification Level (National)



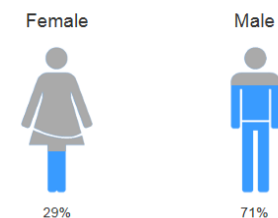
Employment Status (National)



Weekly Wage



Gender (National)



RETURN BACK TO MAIN MENU

Back

Next

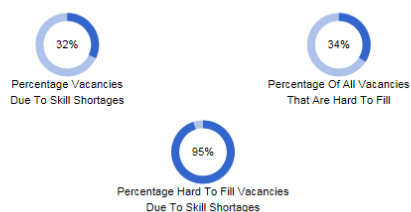
Graphic Design

Web design & Development Professional (West Midlands - England)

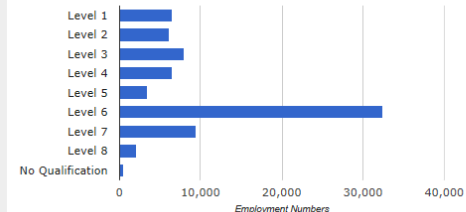
Employment Change (2017 - 2024)



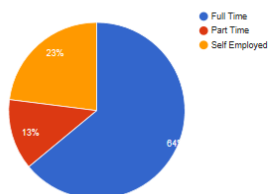
Skill Shortage Vacancies (National)



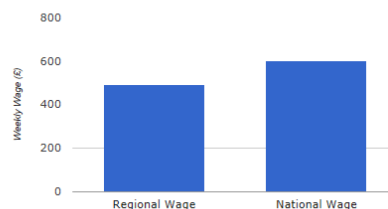
Qualification Level (National)



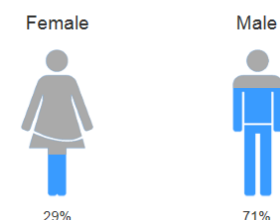
Employment Status (National)



Weekly Wage



Gender (National)



[RETURN BACK TO MAIN MENU](#)

[Back](#)

[Next](#)

Graphic Design

Web design & Development Professional (East of England)



[RETURN BACK TO MAIN MENU](#)

[Back](#)

[Next](#)

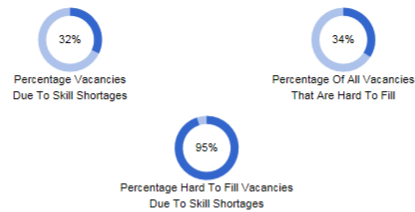
Graphic Design

Wed design & Development Professional (London)

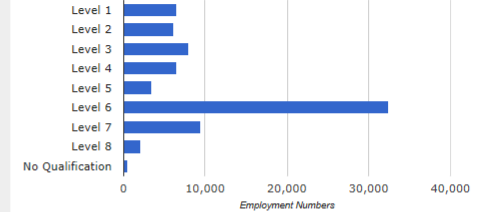
Employment Change (2017 - 2024)



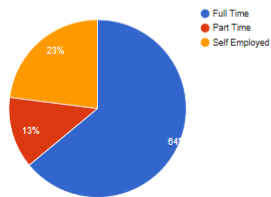
Skill Shortage Vacancies (National)



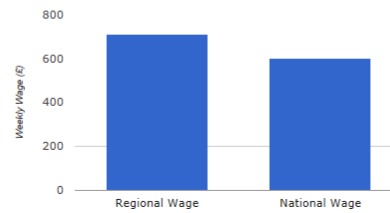
Qualification Level (National)



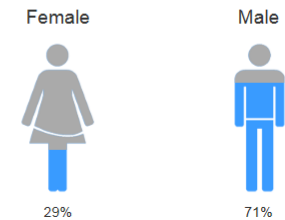
Employment Status (National)



Weekly Wage



Gender (National)



RETURN BACK TO MAIN MENU

Back

Next

Graphic Design

Web design & Development Professional (South East - England)



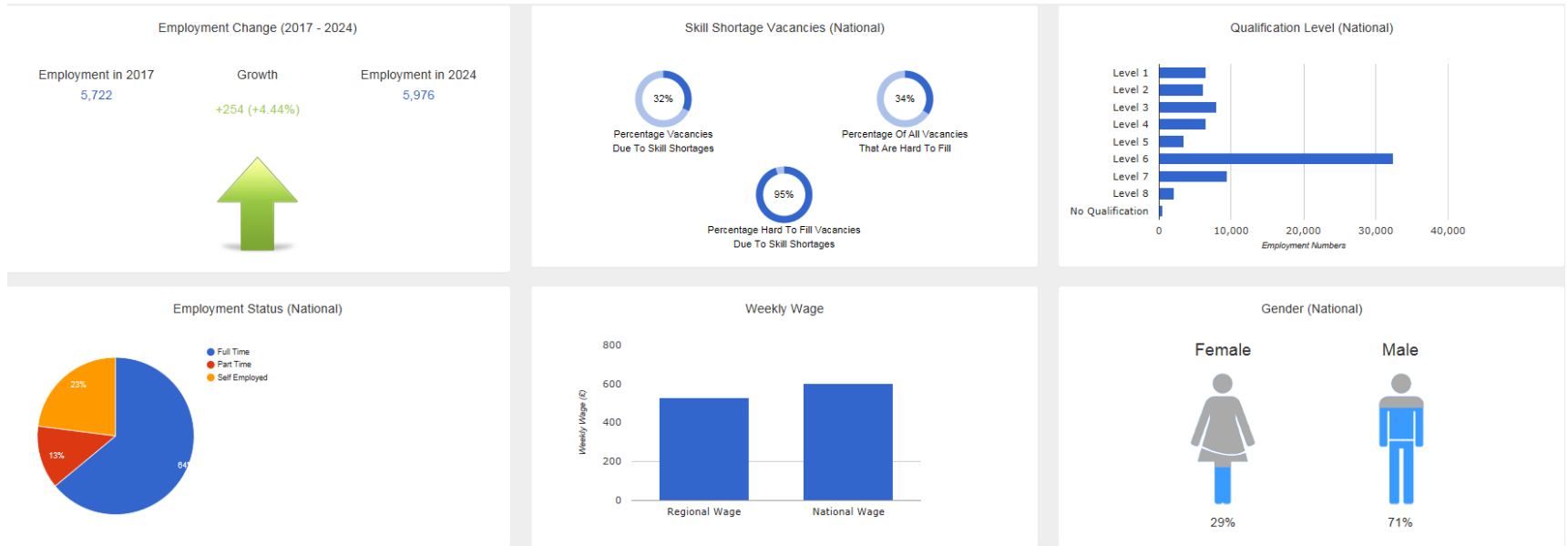
[RETURN BACK TO MAIN MENU](#)

[Back](#)

[Next](#)

Graphic Design

Wed design & Development Professional (South West - England)



[RETURN BACK TO MAIN MENU](#)

[Back](#)

[Next](#)

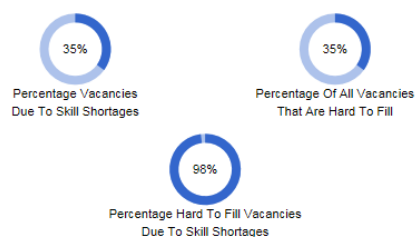
Graphic Design

Graphic Designers (North East - England)

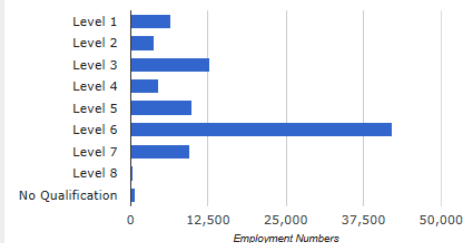
Employment Change (2017 - 2024)



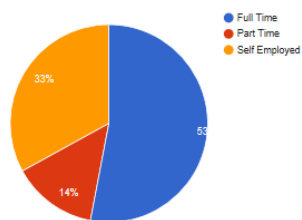
Skill Shortage Vacancies (National)



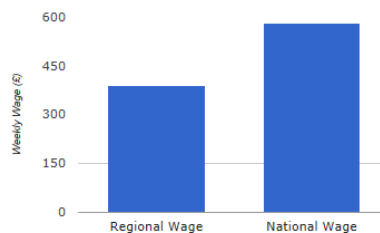
Qualification Level (National)



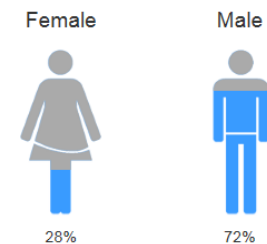
Employment Status (National)



Weekly Wage



Gender (National)



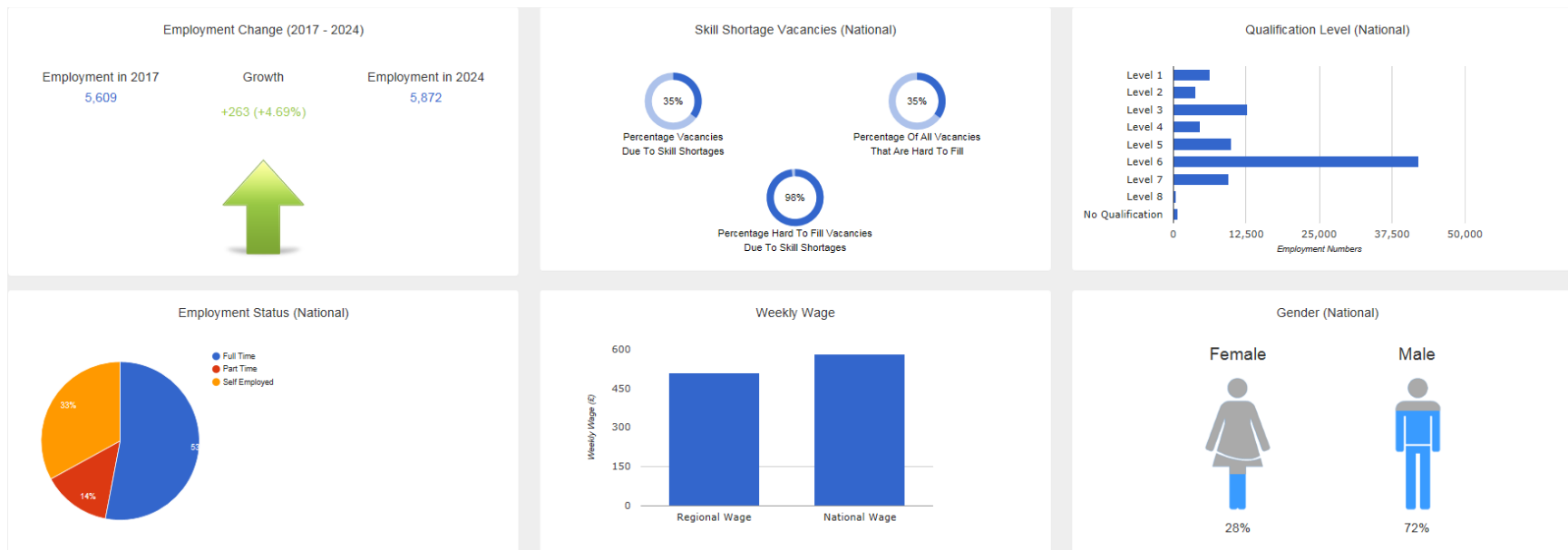
RETURN BACK TO MAIN MENU

Back

Next

Graphic Design

Graphic Designers (North West - England)



[RETURN BACK TO MAIN MENU](#)

[Back](#)

[Next](#)

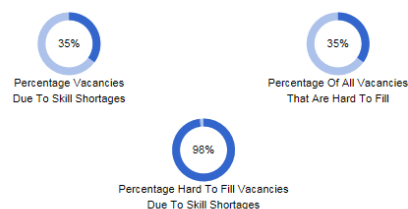
Graphic Design

Graphic Designers (Yorkshire and The Humber)

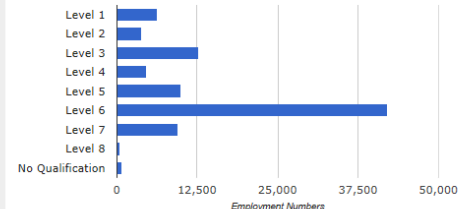
Employment Change (2017 - 2024)



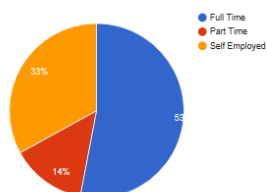
Skill Shortage Vacancies (National)



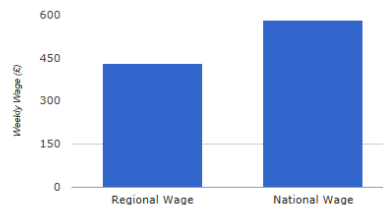
Qualification Level (National)



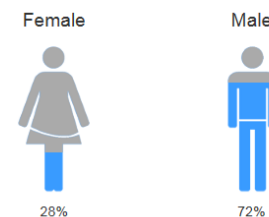
Employment Status (National)



Weekly Wage



Gender (National)



RETURN BACK TO MAIN MENU

Back

Next

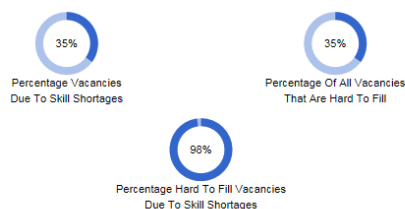
Graphic Design

Graphic Designers (East Midlands - England)

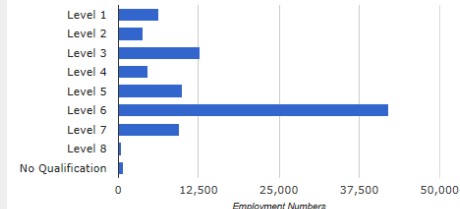
Employment Change (2017 - 2024)



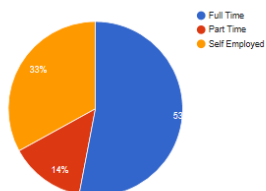
Skill Shortage Vacancies (National)



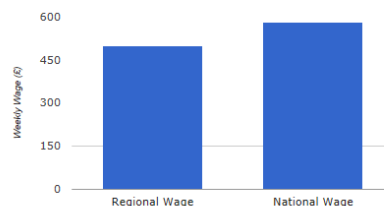
Qualification Level (National)



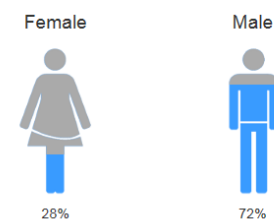
Employment Status (National)



Weekly Wage



Gender (National)



RETURN BACK TO MAIN MENU

Back

Next

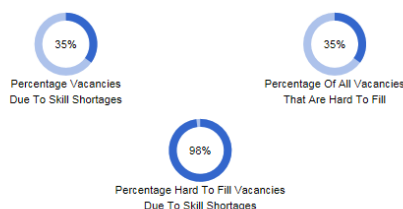
Graphic Design

Graphic Designers (West Midlands - England)

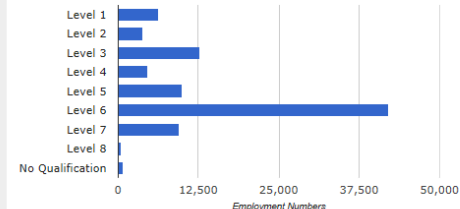
Employment Change (2017 - 2024)



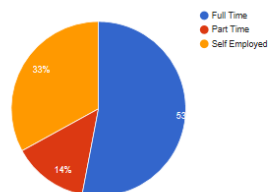
Skill Shortage Vacancies (National)



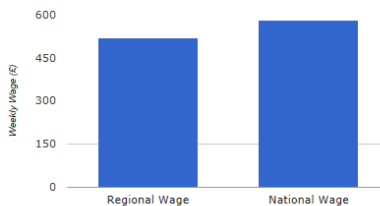
Qualification Level (National)



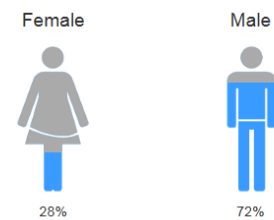
Employment Status (National)



Weekly Wage



Gender (National)



RETURN BACK TO MAIN MENU

Back

Next

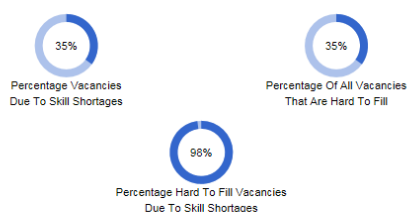
Graphic Design

Graphic Designers (East of England)

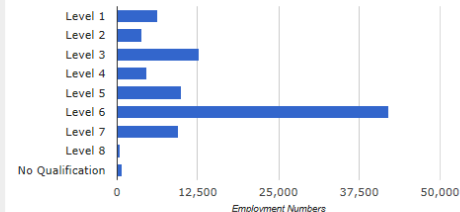
Employment Change (2017 - 2024)



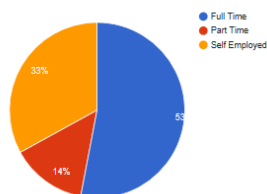
Skill Shortage Vacancies (National)



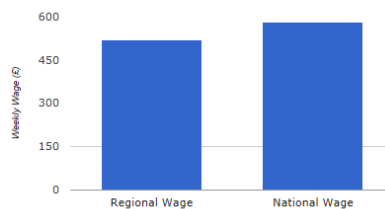
Qualification Level (National)



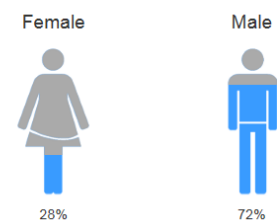
Employment Status (National)



Weekly Wage



Gender (National)



[RETURN BACK TO MAIN MENU](#)

[Back](#)

[Next](#)

Graphic Design

Graphic Designers (London)

Employment Change (2017 - 2024)

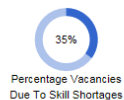
Employment in 2017
31,796

Growth
+1,909 (+6%)

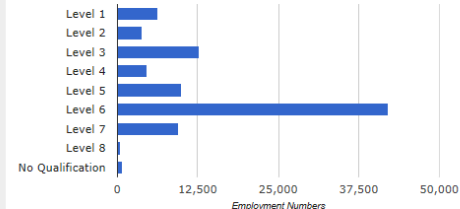
Employment in 2024
33,705



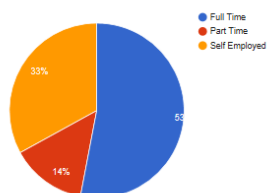
Skill Shortage Vacancies (National)



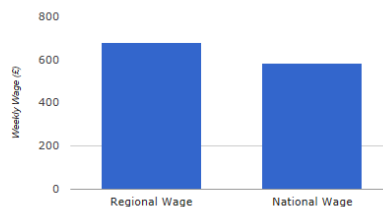
Qualification Level (National)



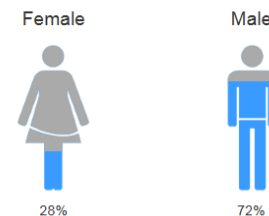
Employment Status (National)



Weekly Wage



Gender (National)



RETURN BACK TO MAIN MENU

Back

Next

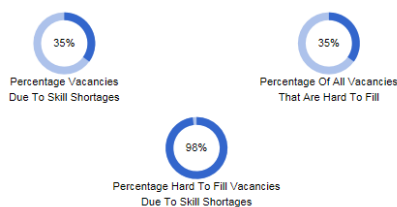
Graphic Design

Graphic Designers (South East - England)

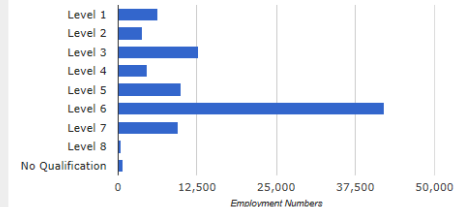
Employment Change (2017 - 2024)



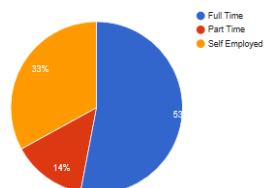
Skill Shortage Vacancies (National)



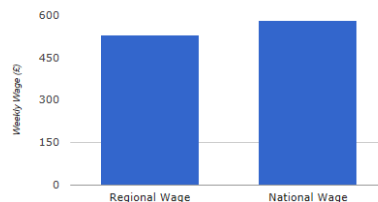
Qualification Level (National)



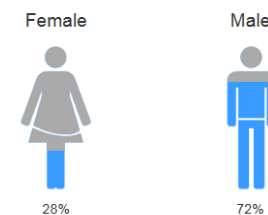
Employment Status (National)



Weekly Wage



Gender (National)



RETURN BACK TO MAIN MENU

Back

Next

Graphic Design

Graphic Designers (South West - England)



[RETURN BACK TO MAIN MENU](#)

[Back](#)

[Next](#)

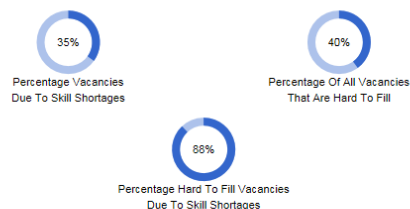
Graphic Design

Product & Fashion Designers (North East - England)

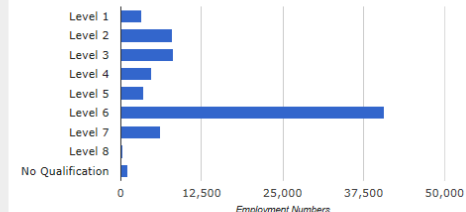
Employment Change (2017 - 2024)



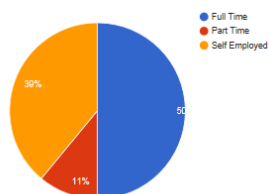
Skill Shortage Vacancies (National)



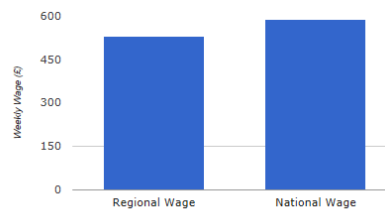
Qualification Level (National)



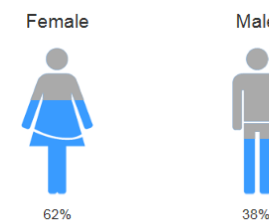
Employment Status (National)



Weekly Wage



Gender (National)



[RETURN BACK TO MAIN MENU](#)

[Back](#)

[Next](#)

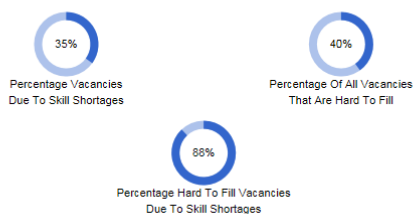
Graphic Design

Product & Fashion Designers (North West - England)

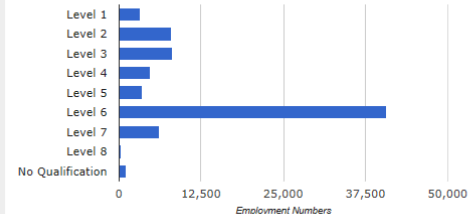
Employment Change (2017 - 2024)



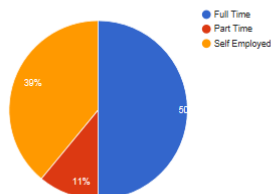
Skill Shortage Vacancies (National)



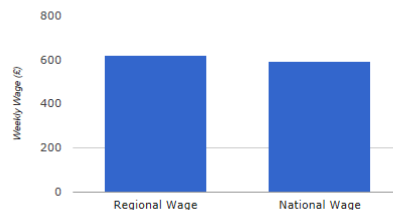
Qualification Level (National)



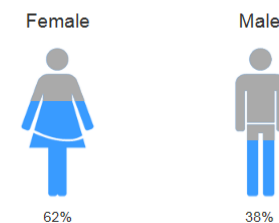
Employment Status (National)



Weekly Wage



Gender (National)



RETURN BACK TO MAIN MENU

Back

Next

Graphic Design

Product & Fashion Designers (Yorkshire and The Humber)



[RETURN BACK TO MAIN MENU](#)

[Back](#)

[Next](#)

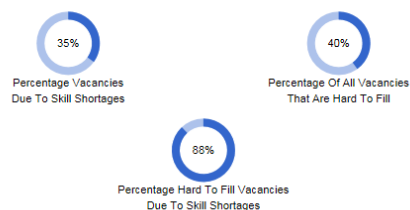
Graphic Design

Product & Fashion Designers (East Midlands - England)

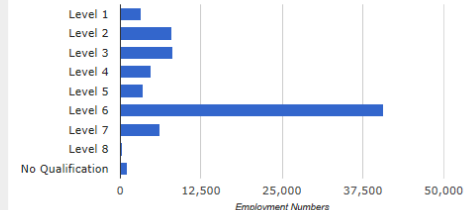
Employment Change (2017 - 2024)



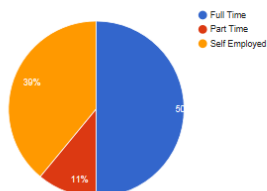
Skill Shortage Vacancies (National)



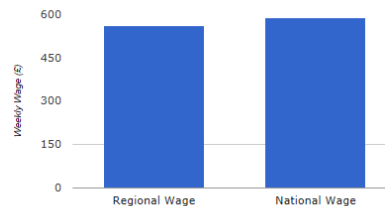
Qualification Level (National)



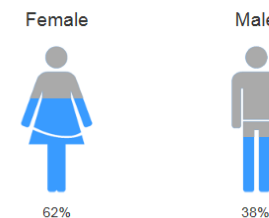
Employment Status (National)



Weekly Wage



Gender (National)



RETURN BACK TO MAIN MENU

Back

Next

Graphic Design

Product & Fashion Designers (West Midlands - England)



[RETURN BACK TO MAIN MENU](#)

[Back](#)

[Next](#)

Graphic Design

Product & Fashion Designers (East of England)

Employment Change (2017 - 2024)

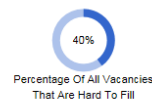
Employment in 2017
7,692

Growth
+679 (+8.83%)

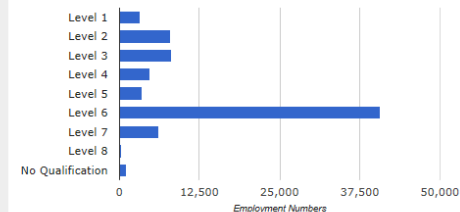
Employment in 2024
8,371



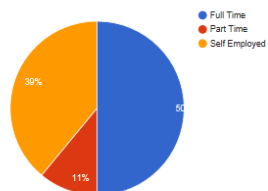
Skill Shortage Vacancies (National)



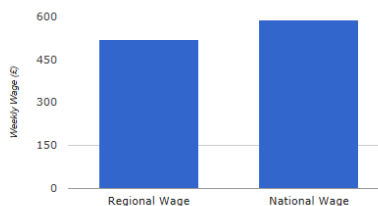
Qualification Level (National)



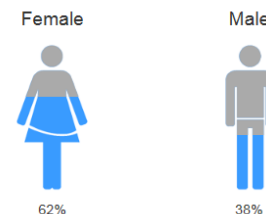
Employment Status (National)



Weekly Wage



Gender (National)



RETURN BACK TO MAIN MENU

Back

Next

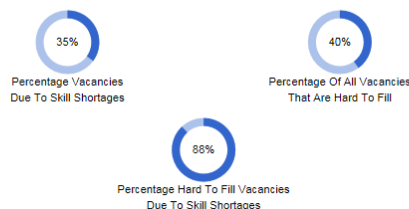
Graphic Design

Product & Fashion Designers (London)

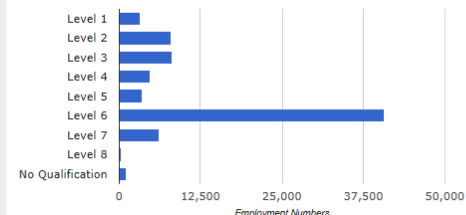
Employment Change (2017 - 2024)



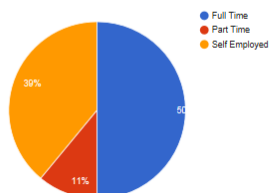
Skill Shortage Vacancies (National)



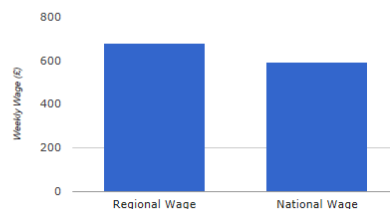
Qualification Level (National)



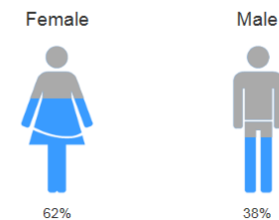
Employment Status (National)



Weekly Wage



Gender (National)



RETURN BACK TO MAIN MENU

Back

Next


Graphic Design

Product & Fashion Designers (South East - England)

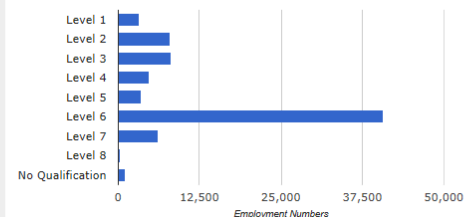
Employment Change (2017 - 2024)



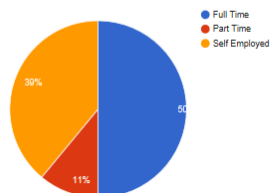
Skill Shortage Vacancies (National)



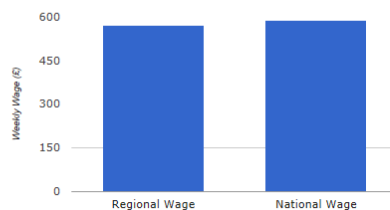
Qualification Level (National)



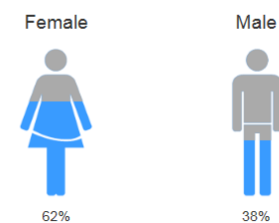
Employment Status (National)



Weekly Wage



Gender (National)



RETURN BACK TO MAIN MENU

Back

Next

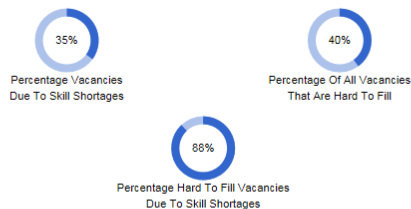
Graphic Design

Product & Fashion Designers (South West - England)

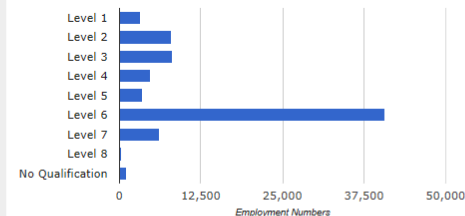
Employment Change (2017 - 2024)



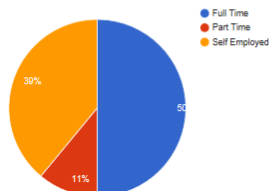
Skill Shortage Vacancies (National)



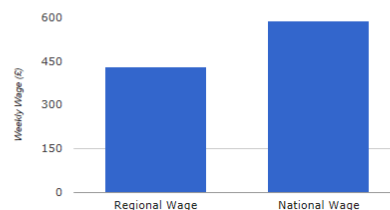
Qualification Level (National)



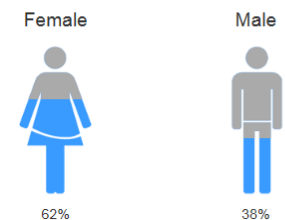
Employment Status (National)



Weekly Wage



Gender (National)



RETURN BACK TO MAIN MENU

Back

Next

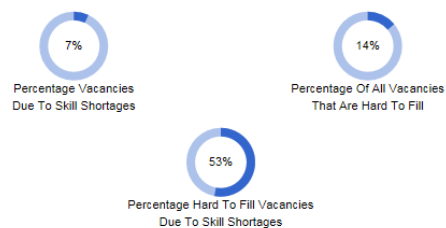
Health and Fitness

Fitness Instructors (North East - England)

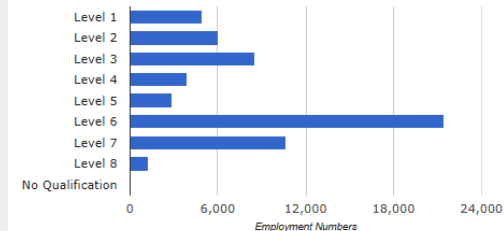
Employment Change (2017 - 2024)



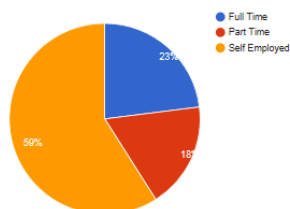
Skill Shortage Vacancies (National)



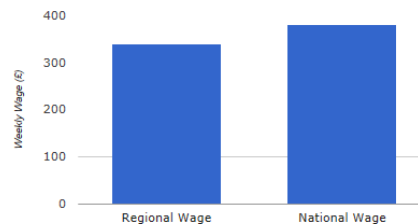
Qualification Level (National)



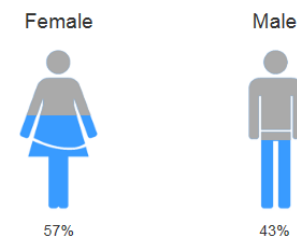
Employment Status (National)



Weekly Wage



Gender (National)



[RETURN BACK TO MAIN MENU](#)

[Back](#)

[Next](#)

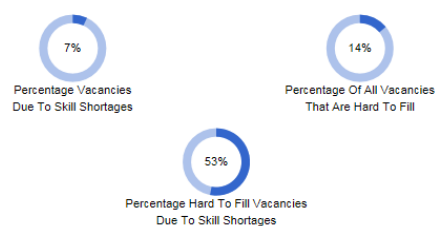
Health and Fitness

Fitness Instructors (North West - England)

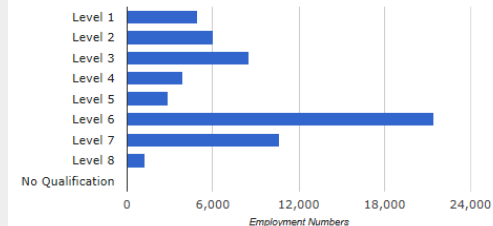
Employment Change (2017 - 2024)



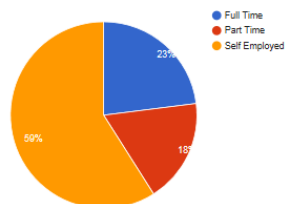
Skill Shortage Vacancies (National)



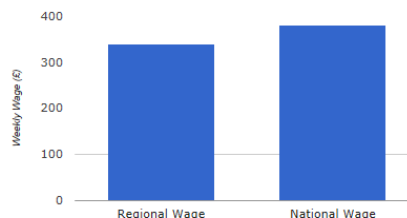
Qualification Level (National)



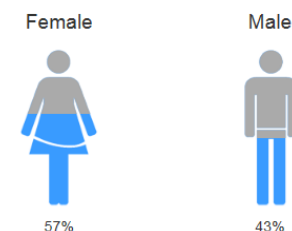
Employment Status (National)



Weekly Wage



Gender (National)



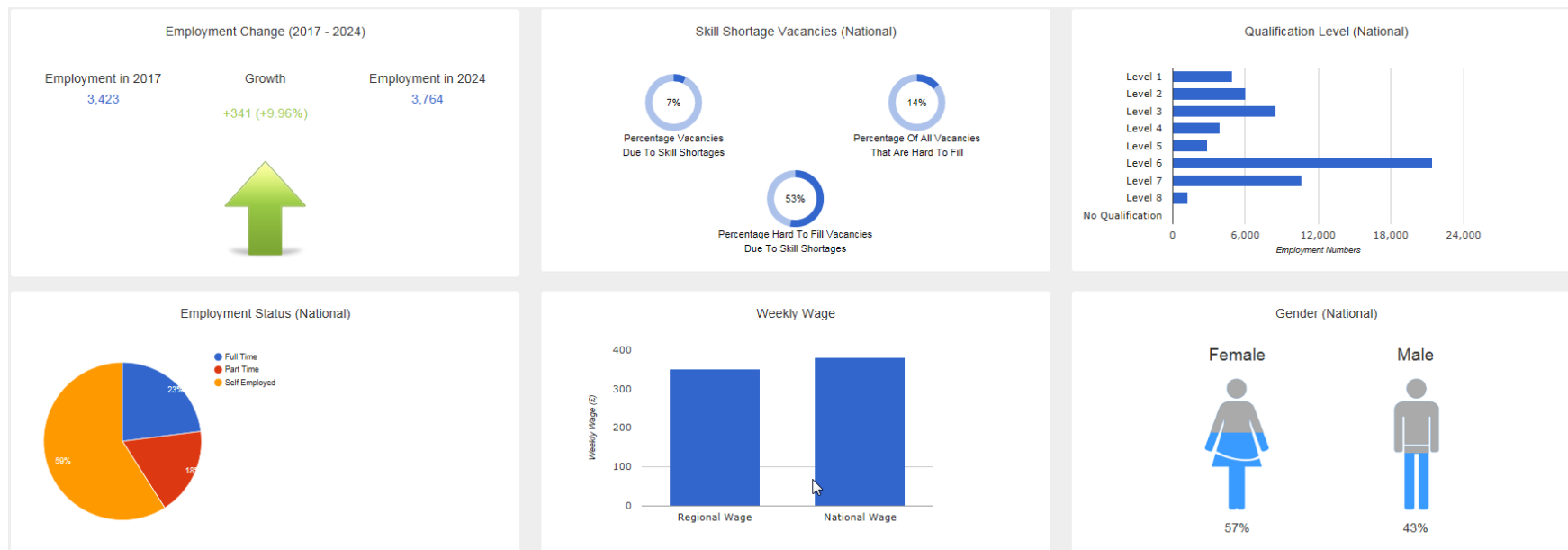
RETURN BACK TO MAIN MENU

Back

Next

Health and Fitness

Fitness Instructors (Yorkshire and The Humber)



[RETURN BACK TO MAIN MENU](#)

[Back](#)

[Next](#)

Health and Fitness

Fitness Instructors (East Midlands - England)

Employment Change (2017 - 2024)

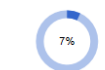
Employment in 2017
2,397

Growth
-49 (-2.04%)

Employment in 2024
2,348



Skill Shortage Vacancies (National)



Percentage Vacancies
Due To Skill Shortages

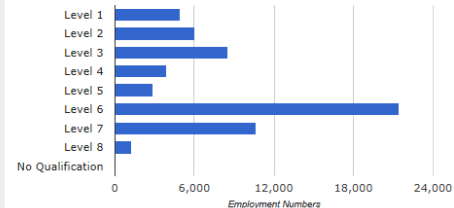


Percentage Of All Vacancies
That Are Hard To Fill

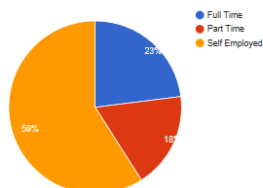


Percentage Hard To Fill Vacancies
Due To Skill Shortages

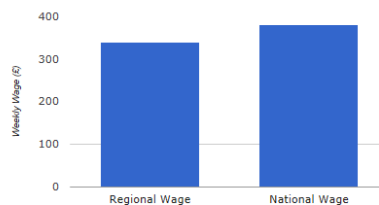
Qualification Level (National)



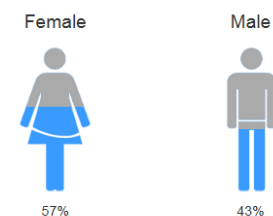
Employment Status (National)



Weekly Wage



Gender (National)



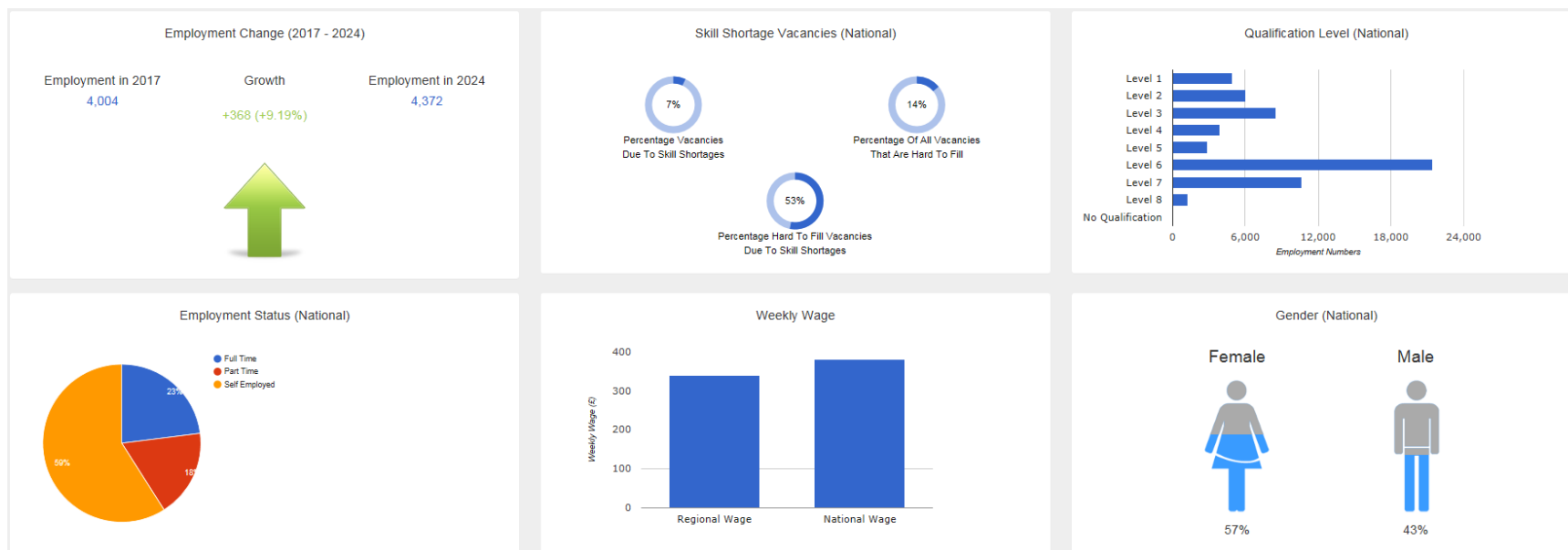
RETURN BACK TO MAIN MENU

Back

Next

Health and Fitness

Fitness Instructors (West Midlands - England)



[RETURN BACK TO MAIN MENU](#)

[Back](#)

[Next](#)

Health and Fitness

Fitness Instructors (East of England)



[RETURN BACK TO MAIN MENU](#)

[Back](#)

[Next](#)

Health and Fitness

Fitness Instructors (London)



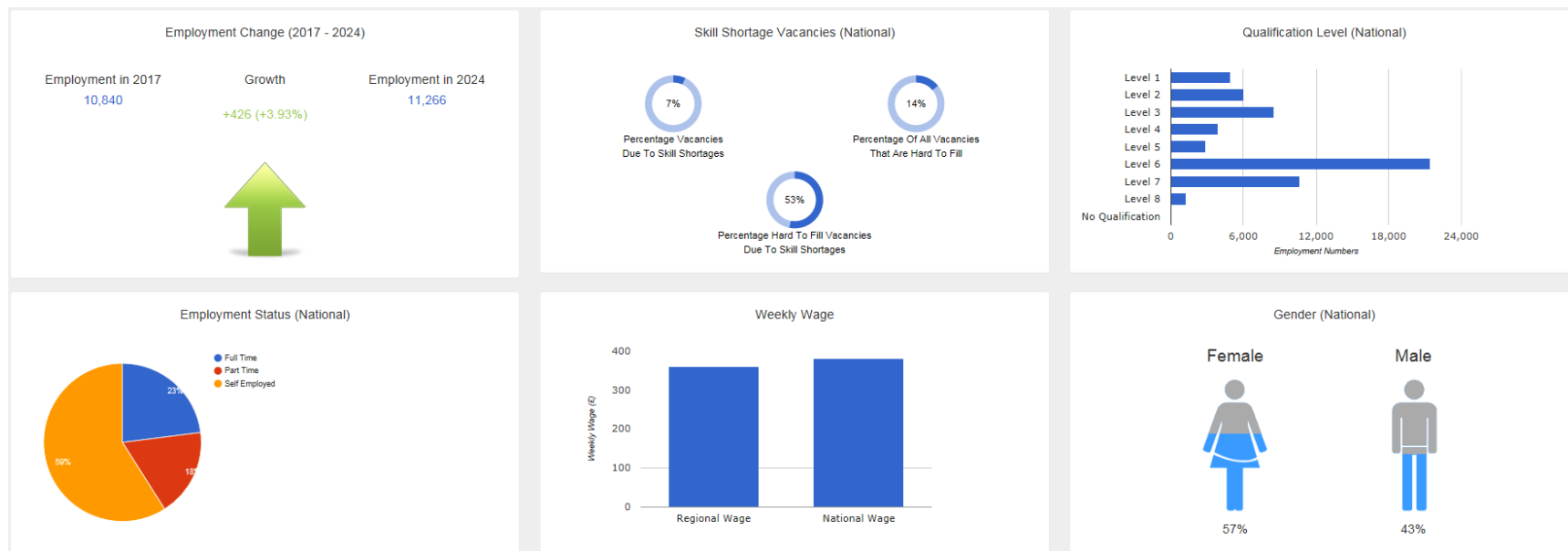
[RETURN BACK TO MAIN MENU](#)

[Back](#)

[Next](#)

Health and Fitness

Fitness Instructors (South East - England)



[RETURN BACK TO MAIN MENU](#)

[Back](#)

[Next](#)

Health and Fitness

Fitness Instructors (South West - England)



[RETURN BACK TO MAIN MENU](#)

[Back](#)

[Next](#)

Health and Fitness

Health Professional (North East - England)



[RETURN BACK TO MAIN MENU](#)

[Back](#)

[Next](#)

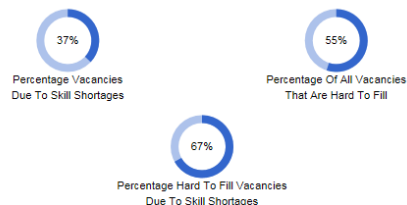
Health and Fitness

Health Professional (North West - England)

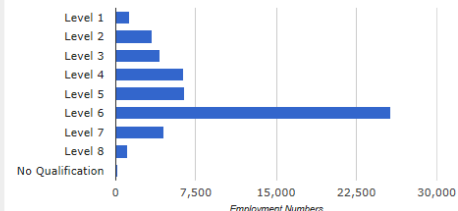
Employment Change (2017 - 2024)



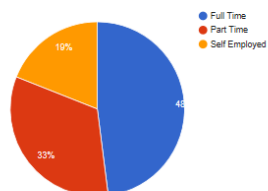
Skill Shortage Vacancies (National)



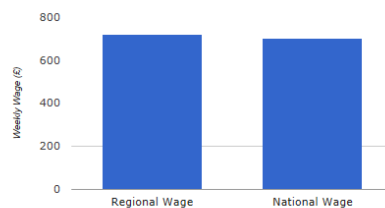
Qualification Level (National)



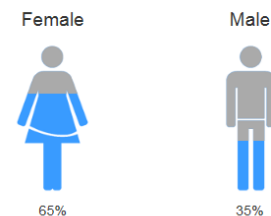
Employment Status (National)



Weekly Wage



Gender (National)



RETURN BACK TO MAIN MENU

Back

Next

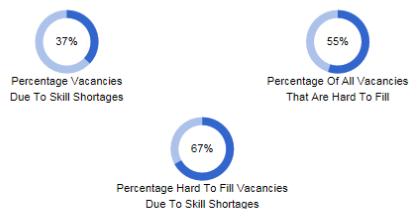
Health and Fitness

Health Professional (Yorkshire and The Humber)

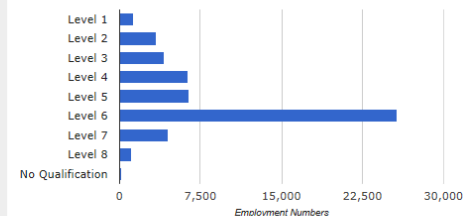
Employment Change (2017 - 2024)



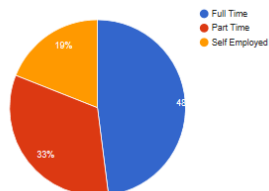
Skill Shortage Vacancies (National)



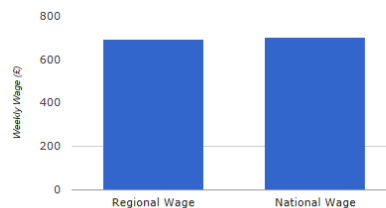
Qualification Level (National)



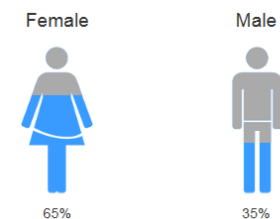
Employment Status (National)



Weekly Wage



Gender (National)



[RETURN BACK TO MAIN MENU](#)

[Back](#)

[Next](#)

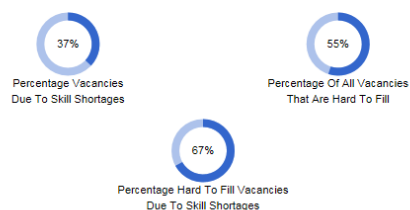
Health and Fitness

Health Professional (East Midlands - England)

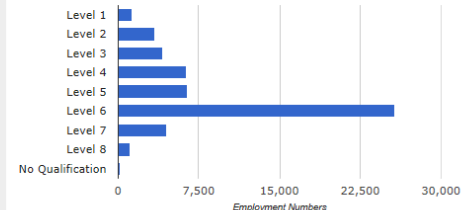
Employment Change (2017 - 2024)



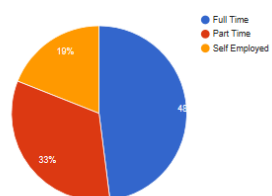
Skill Shortage Vacancies (National)



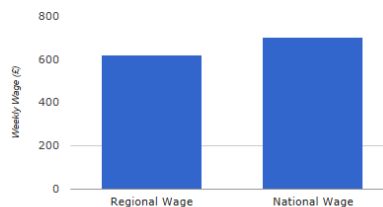
Qualification Level (National)



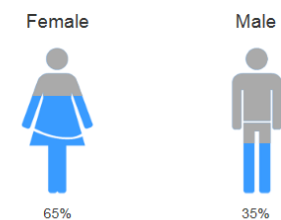
Employment Status (National)



Weekly Wage



Gender (National)



RETURN BACK TO MAIN MENU

Back

Next

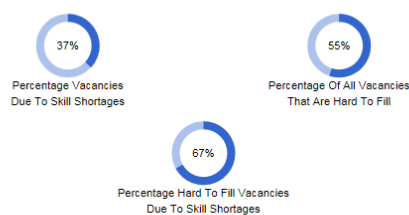
Health and Fitness

Health Professional (West Midlands - England)

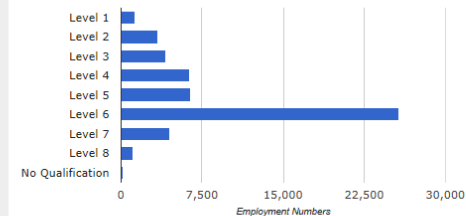
Employment Change (2017 - 2024)



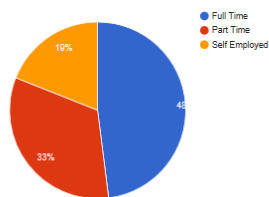
Skill Shortage Vacancies (National)



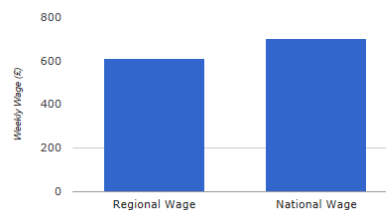
Qualification Level (National)



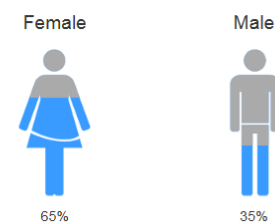
Employment Status (National)



Weekly Wage



Gender (National)



[RETURN BACK TO MAIN MENU](#)

[Back](#)

[Next](#)

Health and Fitness

Health Professional (East of England)

Employment Change (2017 - 2024)

Employment in 2017
4,084

Growth
+370 (+9.06%)

Employment in 2024
4,454



Skill Shortage Vacancies (National)



Percentage Vacancies
Due To Skill Shortages

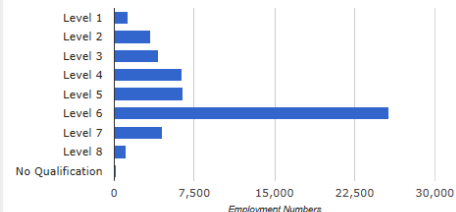


Percentage Of All Vacancies
That Are Hard To Fill

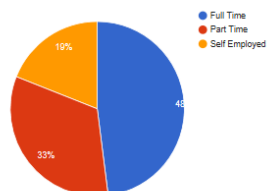


Percentage Hard To Fill Vacancies
Due To Skill Shortages

Qualification Level (National)



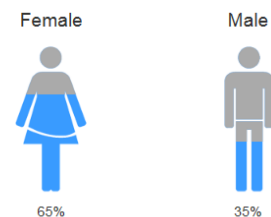
Employment Status (National)



Weekly Wage



Gender (National)



RETURN BACK TO MAIN MENU

Back

Next

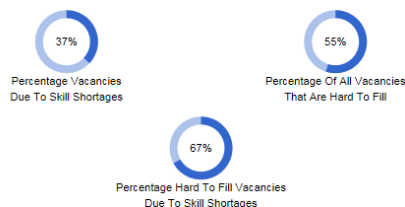
Health and Fitness

Health Professional (London)

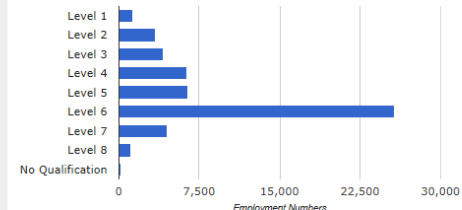
Employment Change (2017 - 2024)



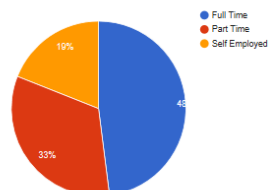
Skill Shortage Vacancies (National)



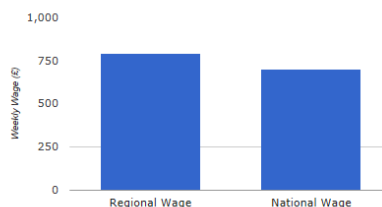
Qualification Level (National)



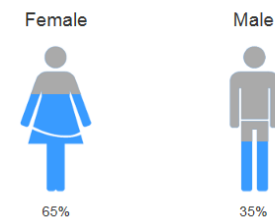
Employment Status (National)



Weekly Wage



Gender (National)



RETURN BACK TO MAIN MENU

Back

Next

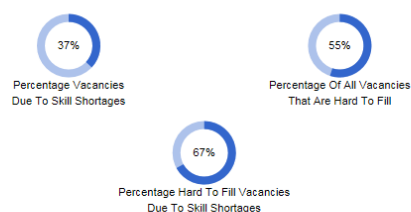
Health and Fitness

Health Professional (South East - England)

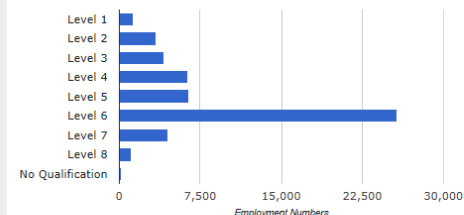
Employment Change (2017 - 2024)



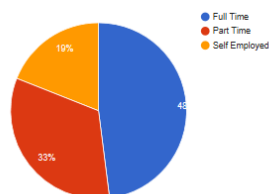
Skill Shortage Vacancies (National)



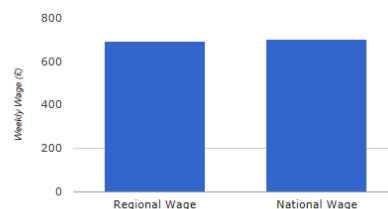
Qualification Level (National)



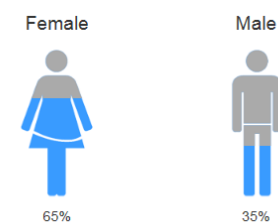
Employment Status (National)



Weekly Wage



Gender (National)



[RETURN BACK TO MAIN MENU](#)

[Back](#)

[Next](#)

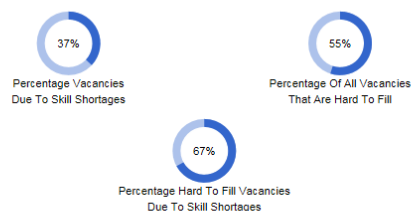
Health and Fitness

Health Professional (South West - England)

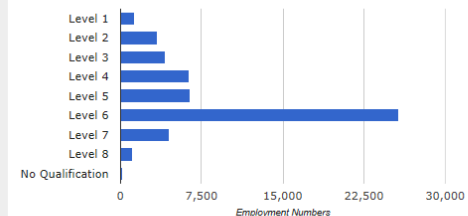
Employment Change (2017 - 2024)



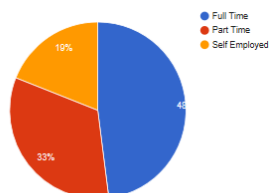
Skill Shortage Vacancies (National)



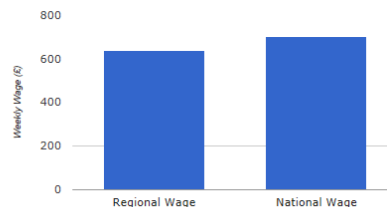
Qualification Level (National)



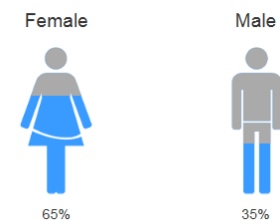
Employment Status (National)



Weekly Wage



Gender (National)



[RETURN BACK TO MAIN MENU](#)

[Back](#)

[Next](#)


Health and Fitness

Firefighters (North East - England)

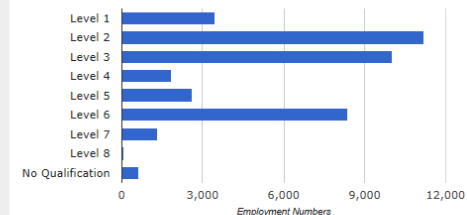
Employment Change (2017 - 2024)



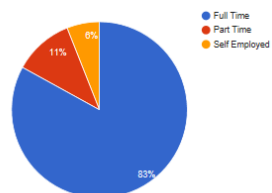
Skill Shortage Vacancies (National)



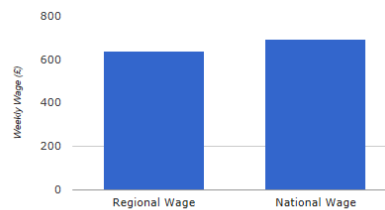
Qualification Level (National)



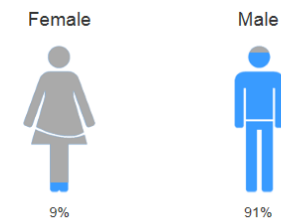
Employment Status (National)



Weekly Wage



Gender (National)



RETURN BACK TO MAIN MENU

Back

Next

Health and Fitness

Firefighters (North West - England)



[RETURN BACK TO MAIN MENU](#)

[Back](#)

[Next](#)

Health and Fitness

Firefighters (Yorkshire and The Humber)

Employment Change (2017 - 2024)

Employment in 2017
3,111

Growth
+41 (+1.32%)

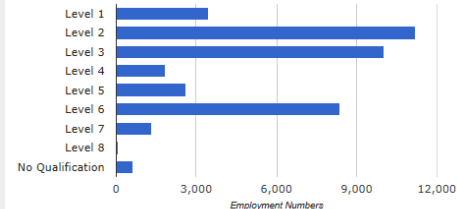
Employment in 2024
3,152



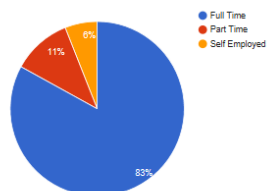
Skill Shortage Vacancies (National)



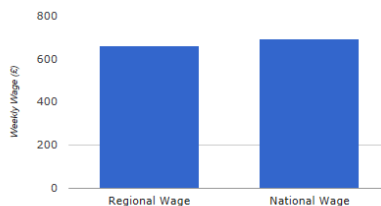
Qualification Level (National)



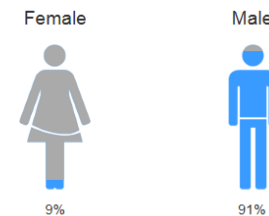
Employment Status (National)



Weekly Wage



Gender (National)



RETURN BACK TO MAIN MENU

Back

Next


Health and Fitness

Firefighters (East Midlands - England)

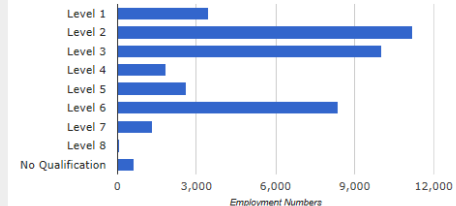
Employment Change (2017 - 2024)



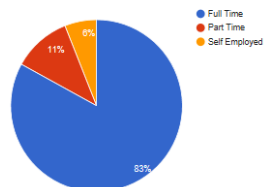
Skill Shortage Vacancies (National)



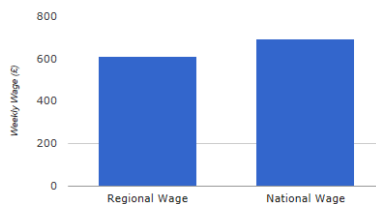
Qualification Level (National)



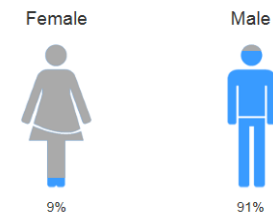
Employment Status (National)



Weekly Wage



Gender (National)



RETURN BACK TO MAIN MENU

Back

Next

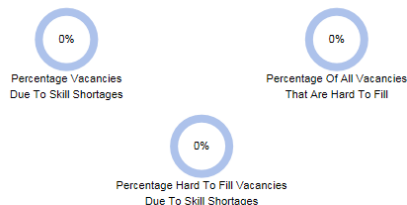
Health and Fitness

Firefighters (West Midlands - England)

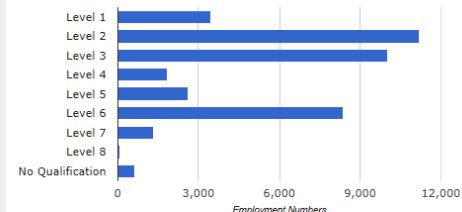
Employment Change (2017 - 2024)



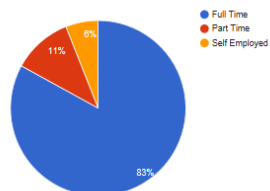
Skill Shortage Vacancies (National)



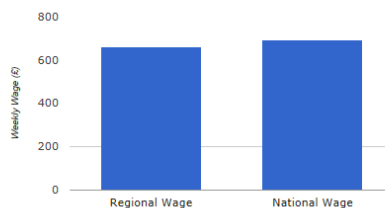
Qualification Level (National)



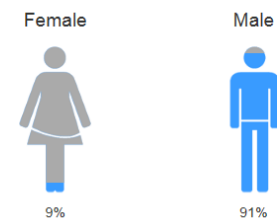
Employment Status (National)



Weekly Wage



Gender (National)



RETURN BACK TO MAIN MENU

Back

Next


Health and Fitness

Firefighters (East of England)

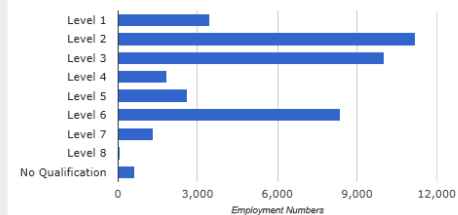
Employment Change (2017 - 2024)



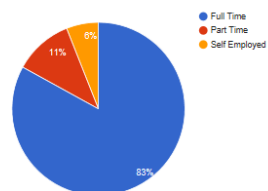
Skill Shortage Vacancies (National)



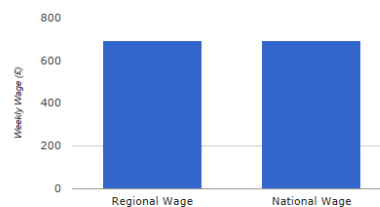
Qualification Level (National)



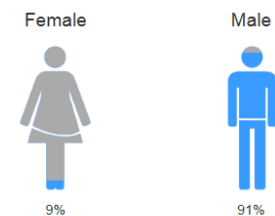
Employment Status (National)



Weekly Wage



Gender (National)



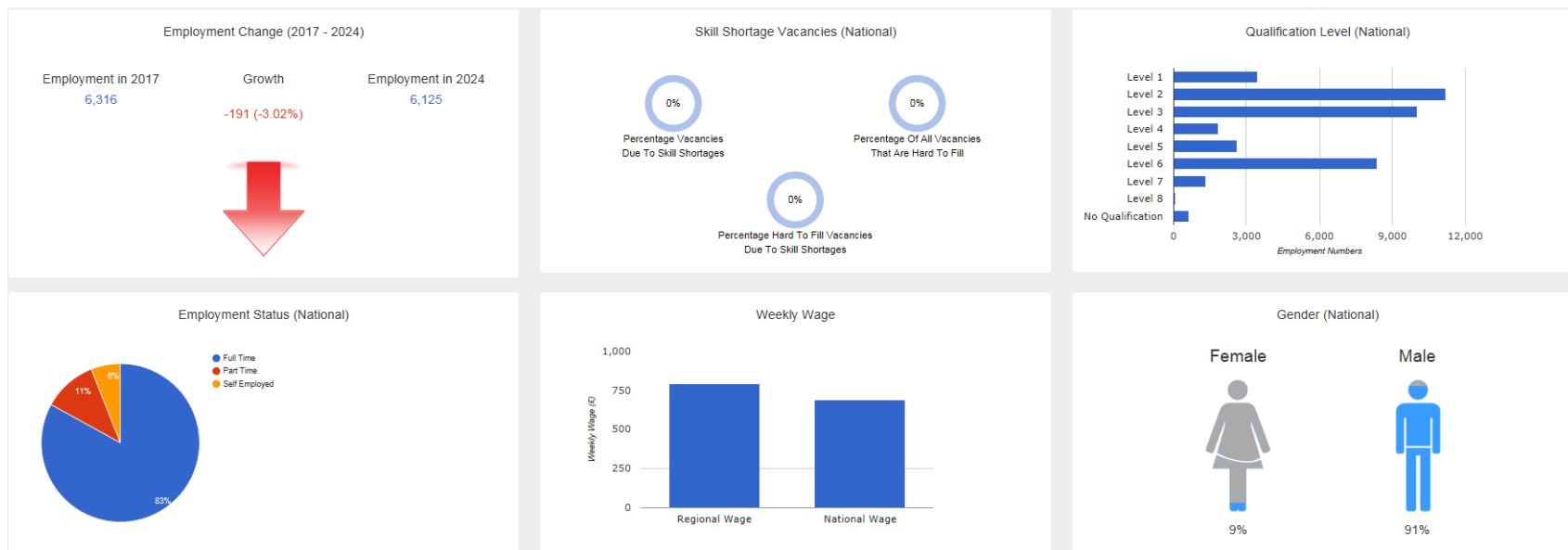
RETURN BACK TO MAIN MENU

Back

Next

Health and Fitness

Firefighters (London)



[RETURN BACK TO MAIN MENU](#)

[Back](#)

[Next](#)


Health and Fitness

Firefighters (South East - England)

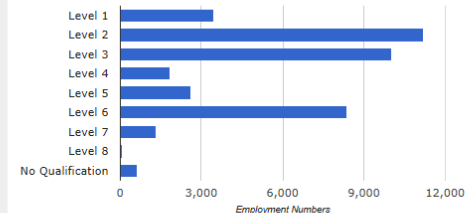
Employment Change (2017 - 2024)



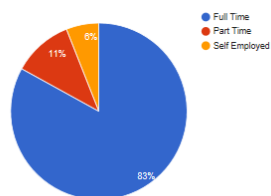
Skill Shortage Vacancies (National)



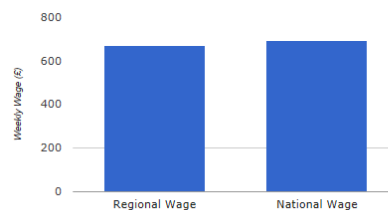
Qualification Level (National)



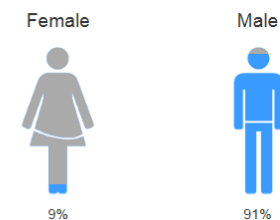
Employment Status (National)



Weekly Wage



Gender (National)



RETURN BACK TO MAIN MENU

Back

Next

Health and Fitness

Firefighters (South West - England)



RETURN BACK TO MAIN MENU

Back

Next

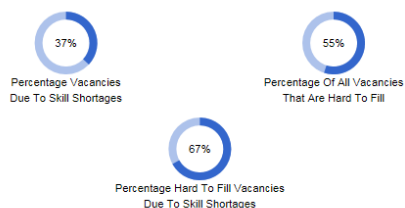
Health and Fitness

Physiotherapists (North East - England)

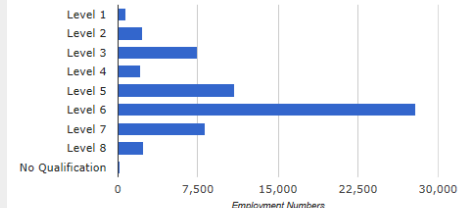
Employment Change (2017 - 2024)



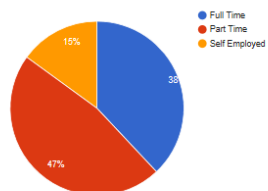
Skill Shortage Vacancies (National)



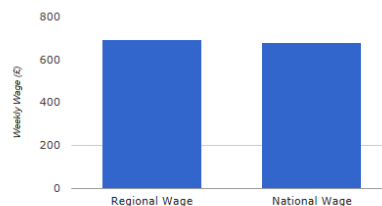
Qualification Level (National)



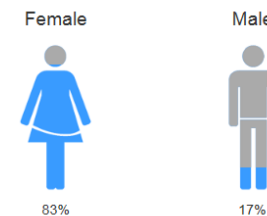
Employment Status (National)



Weekly Wage



Gender (National)



RETURN BACK TO MAIN MENU

Back

Next

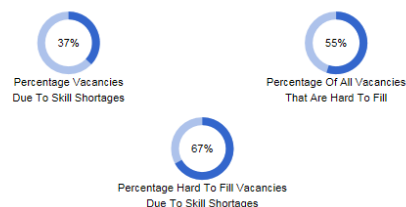
Health and Fitness

Physiotherapists (North West - England)

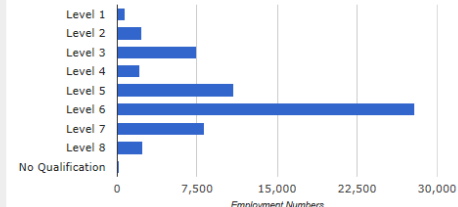
Employment Change (2017 - 2024)



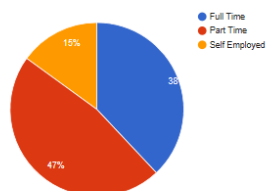
Skill Shortage Vacancies (National)



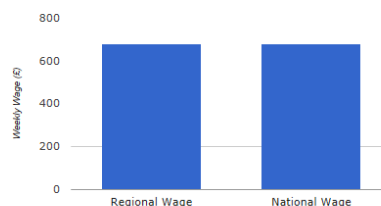
Qualification Level (National)



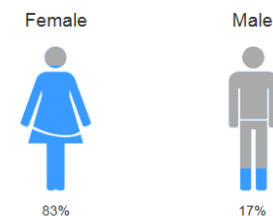
Employment Status (National)



Weekly Wage



Gender (National)



RETURN BACK TO MAIN MENU

Back

Next

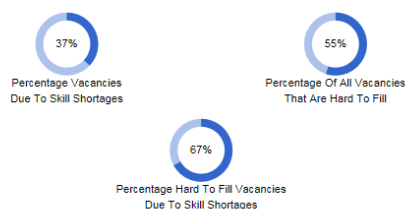
Health and Fitness

Physiotherapists (Yorkshire and The Humber)

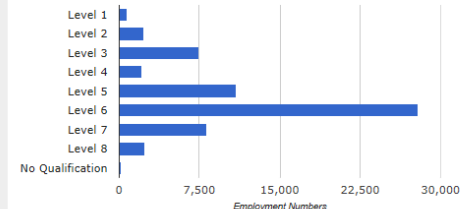
Employment Change (2017 - 2024)



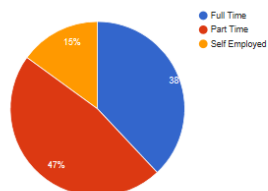
Skill Shortage Vacancies (National)



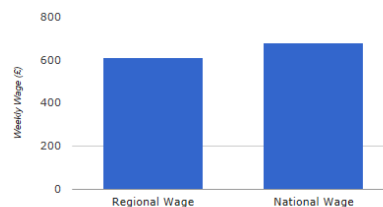
Qualification Level (National)



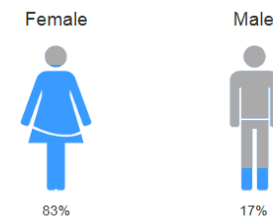
Employment Status (National)



Weekly Wage



Gender (National)



RETURN BACK TO MAIN MENU

Back

Next

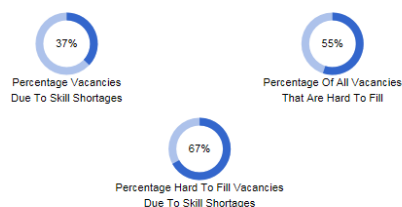
Health and Fitness

Physiotherapists (East Midlands - England)

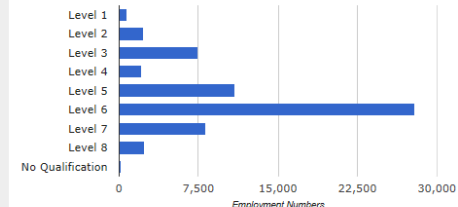
Employment Change (2017 - 2024)



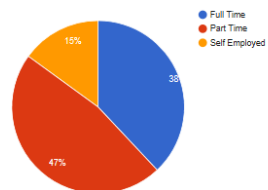
Skill Shortage Vacancies (National)



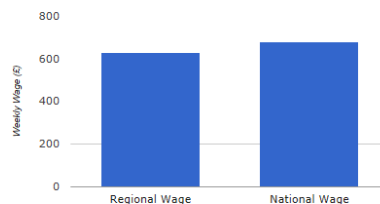
Qualification Level (National)



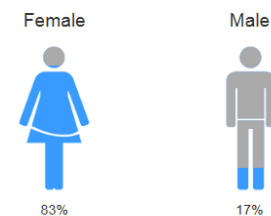
Employment Status (National)



Weekly Wage



Gender (National)



RETURN BACK TO MAIN MENU

Back

Next

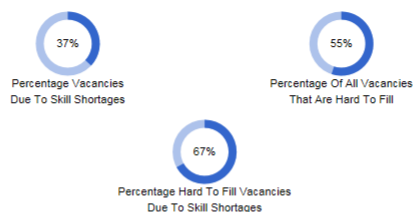
Health and Fitness

Physiotherapists (West Midlands - England)

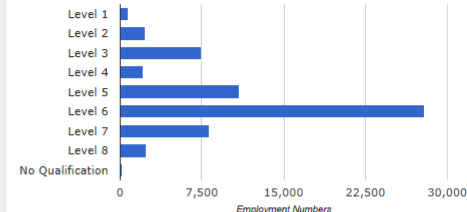
Employment Change (2017 - 2024)



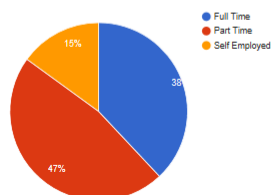
Skill Shortage Vacancies (National)



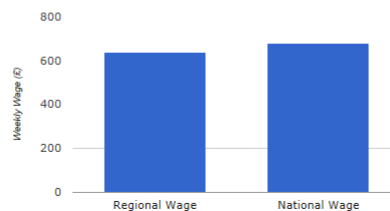
Qualification Level (National)



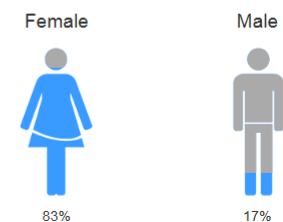
Employment Status (National)



Weekly Wage



Gender (National)



RETURN BACK TO MAIN MENU

Back

Next

Health and Fitness

Physiotherapists (East of England)



[RETURN BACK TO MAIN MENU](#)

[Back](#)

[Next](#)

Health and Fitness

Physiotherapists (London)



[RETURN BACK TO MAIN MENU](#)

[Back](#)

[Next](#)

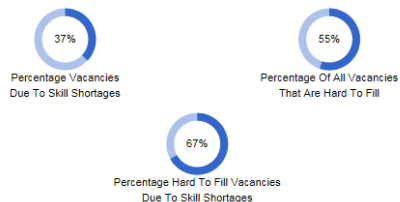
Health and Fitness

Physiotherapists (South East - England)

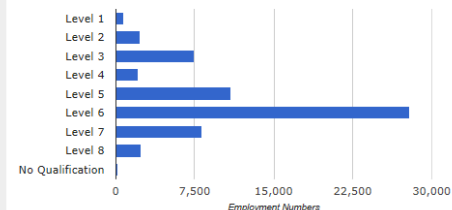
Employment Change (2017 - 2024)



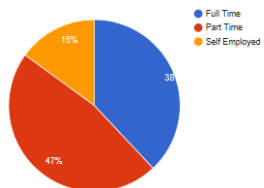
Skill Shortage Vacancies (National)



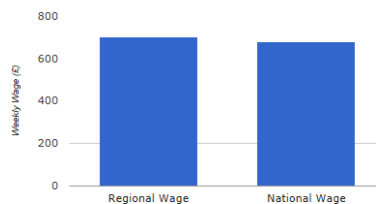
Qualification Level (National)



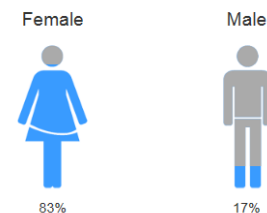
Employment Status (National)



Weekly Wage



Gender (National)



RETURN BACK TO MAIN MENU

Back

Next

Health and Fitness

Physiotherapists (South West - England)



RETURN BACK TO MAIN MENU

Back

Next

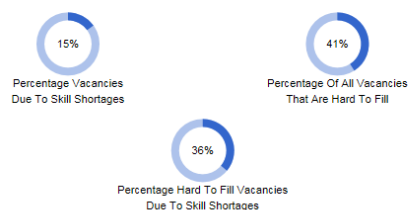
Health and Social Care

Care Workers & Home Carers (North East - England)

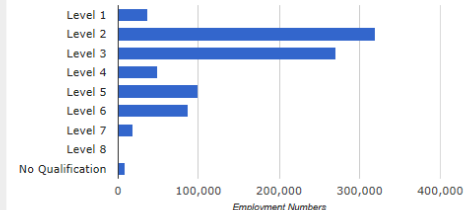
Employment Change (2017 - 2024)



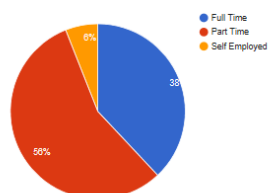
Skill Shortage Vacancies (National)



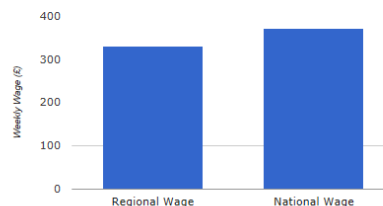
Qualification Level (National)



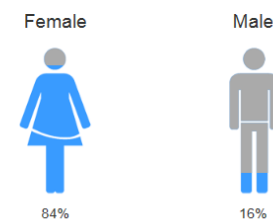
Employment Status (National)



Weekly Wage



Gender (National)



RETURN BACK TO MAIN MENU

Back

Next

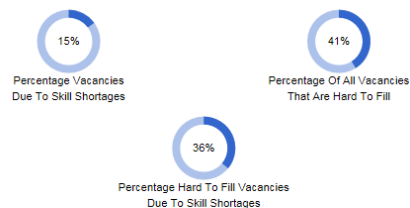
Health and Social Care

Care Workers & Home Carers (North West - England)

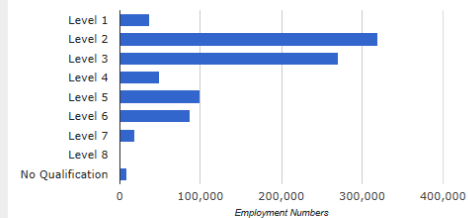
Employment Change (2017 - 2024)



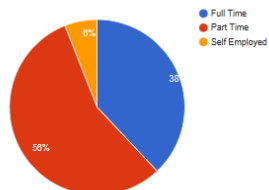
Skill Shortage Vacancies (National)



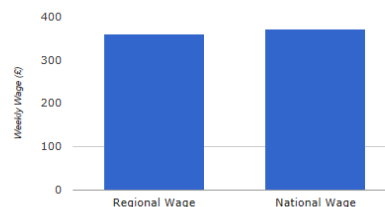
Qualification Level (National)



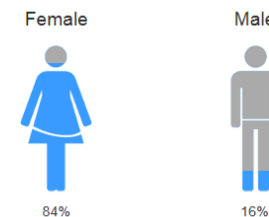
Employment Status (National)



Weekly Wage



Gender (National)



[RETURN BACK TO MAIN MENU](#)

[Back](#)

[Next](#)

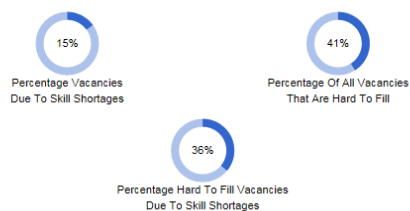
Health and Social Care

Care Workers & Home Carers (Yorkshire and The Humber)

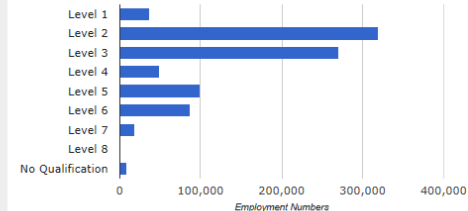
Employment Change (2017 - 2024)



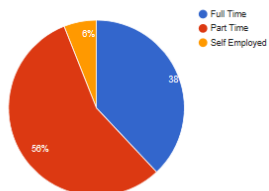
Skill Shortage Vacancies (National)



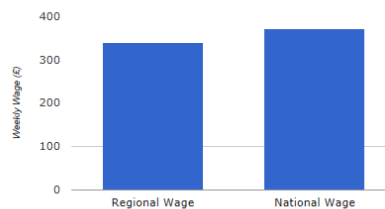
Qualification Level (National)



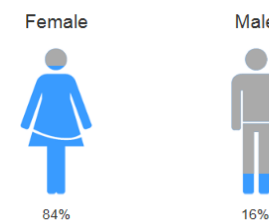
Employment Status (National)



Weekly Wage



Gender (National)



[RETURN BACK TO MAIN MENU](#)

[Back](#)

[Next](#)

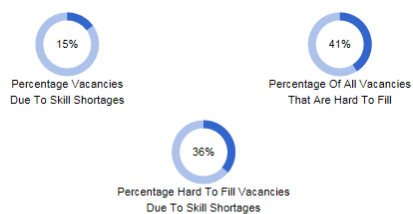
Health and Social Care

Care Workers & Home Carers (East Midlands - England)

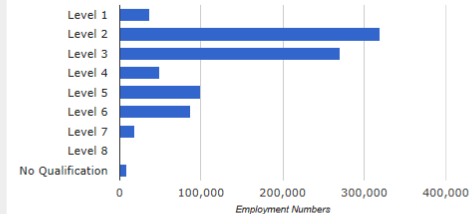
Employment Change (2017 - 2024)



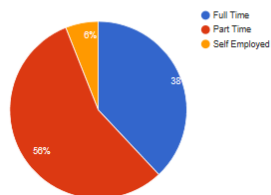
Skill Shortage Vacancies (National)



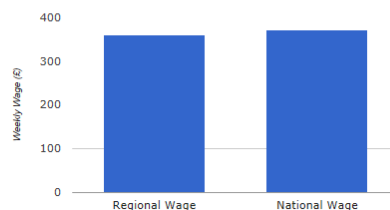
Qualification Level (National)



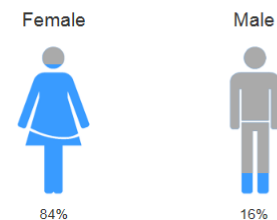
Employment Status (National)



Weekly Wage



Gender (National)



RETURN BACK TO MAIN MENU

Back

Next

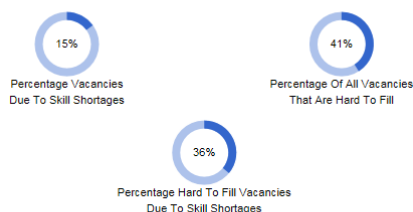
Health and Social Care

Care Workers & Home Carers (West Midlands - England)

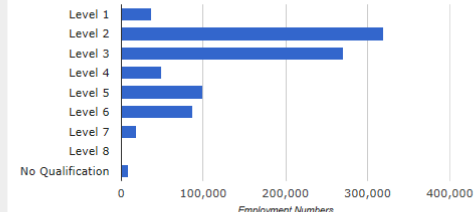
Employment Change (2017 - 2024)



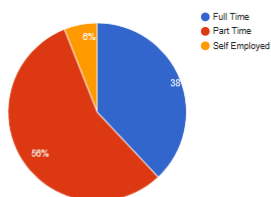
Skill Shortage Vacancies (National)



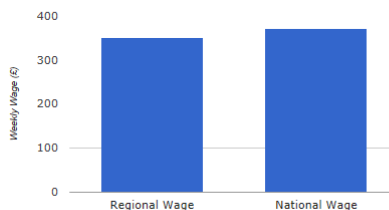
Qualification Level (National)



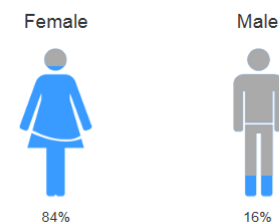
Employment Status (National)



Weekly Wage



Gender (National)



RETURN BACK TO MAIN MENU

Back

Next

Health and Social Care

Care Workers & Home Carers (East of England)

Employment Change (2017 - 2024)

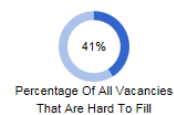
Employment in 2017
83,457

Growth
+13,978 (+16.75%)

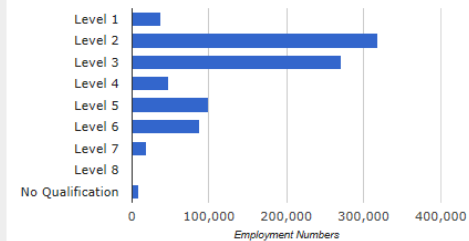
Employment in 2024
97,435



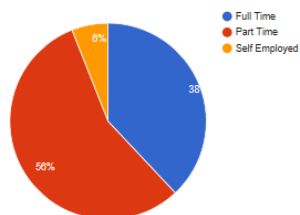
Skill Shortage Vacancies (National)



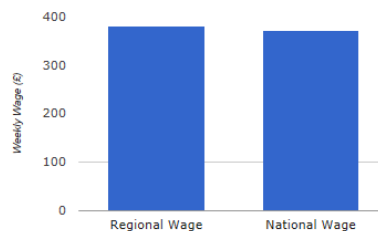
Qualification Level (National)



Employment Status (National)



Weekly Wage



Gender (National)

Female



84%

Male



16%

RETURN BACK TO MAIN MENU

Back

Next

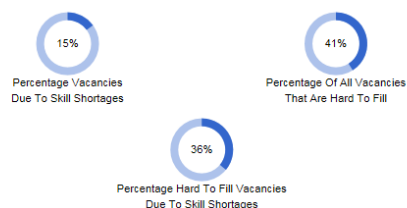
Health and Social Care

Care Workers & Home Carers (London)

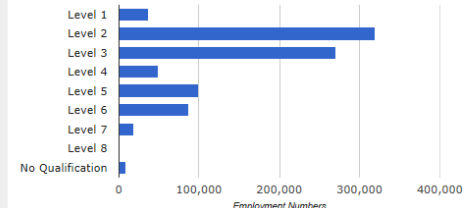
Employment Change (2017 - 2024)



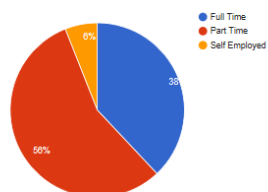
Skill Shortage Vacancies (National)



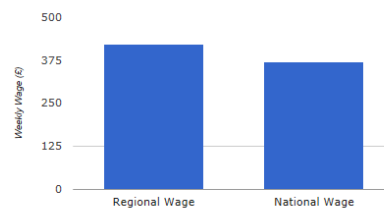
Qualification Level (National)



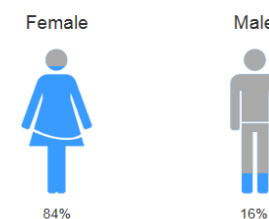
Employment Status (National)



Weekly Wage



Gender (National)



[RETURN BACK TO MAIN MENU](#)

[Back](#)

[Next](#)

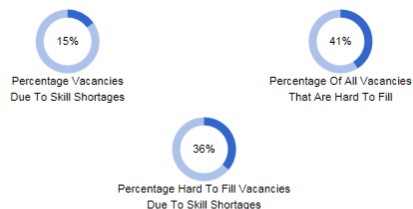
Health and Social Care

Care Workers & Home Carers (South East - England)

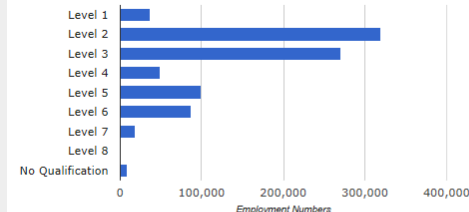
Employment Change (2017 - 2024)



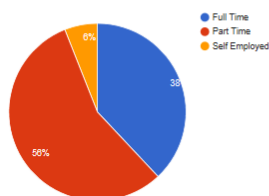
Skill Shortage Vacancies (National)



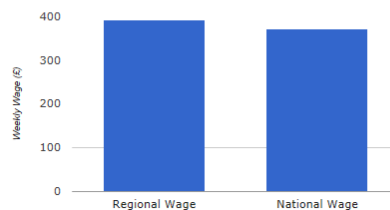
Qualification Level (National)



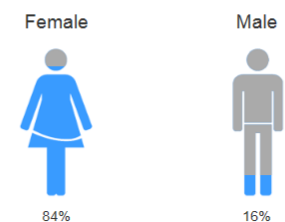
Employment Status (National)



Weekly Wage



Gender (National)



[RETURN BACK TO MAIN MENU](#)

[Back](#)

[Next](#)

Health and Social Care

Care Workers & Home Carers (South West - England)

Employment Change (2017 - 2024)

Employment in 2017
87,081

Growth
+9,471 (+10.88%)

Employment in 2024
96,552



Skill Shortage Vacancies (National)



Percentage Vacancies
Due To Skill Shortages

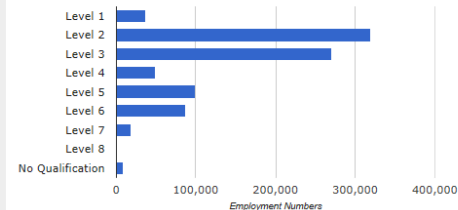


Percentage Of All Vacancies
That Are Hard To Fill

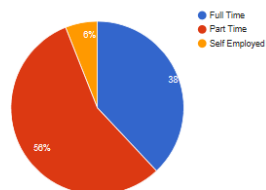


Percentage Hard To Fill Vacancies
Due To Skill Shortages

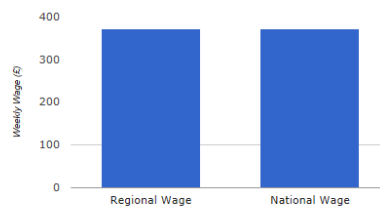
Qualification Level (National)



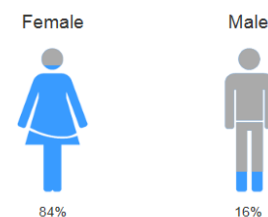
Employment Status (National)



Weekly Wage



Gender (National)



RETURN BACK TO MAIN MENU

Back

Next

Health and Social Care

Nurse (North East - England)

Employment Change (2017 - 2024)

Employment in 2017
14,924

Growth
+2,086 (+13.98%)

Employment in 2024
17,010



Skill Shortage Vacancies (National)



Percentage Vacancies
Due To Skill Shortages

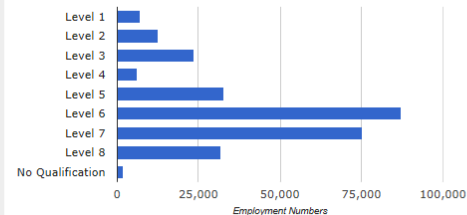


Percentage Of All Vacancies
That Are Hard To Fill

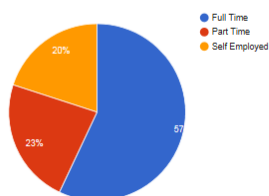


Percentage Hard To Fill Vacancies
Due To Skill Shortages

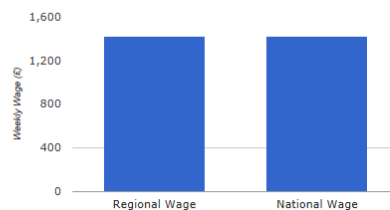
Qualification Level (National)



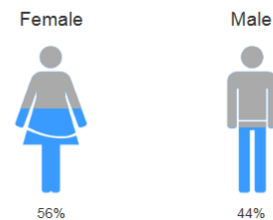
Employment Status (National)



Weekly Wage



Gender (National)



RETURN BACK TO MAIN MENU

Back

Next

Health and Social Care

Nurse (North West - England)

Employment Change (2017 - 2024)

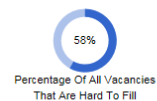
Employment in 2017
73,128

Growth
+4,153 (+5.68%)

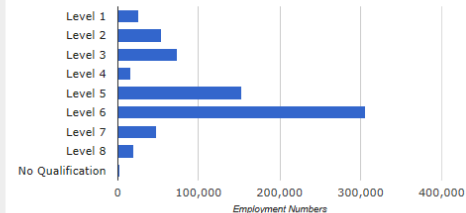
Employment in 2024
77,281



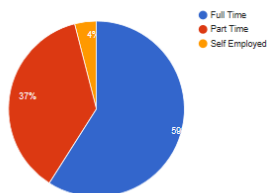
Skill Shortage Vacancies (National)



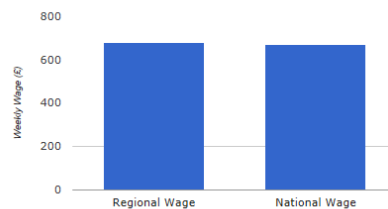
Qualification Level (National)



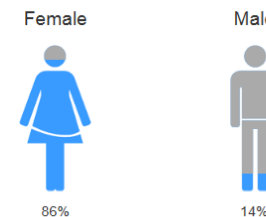
Employment Status (National)



Weekly Wage



Gender (National)



RETURN BACK TO MAIN MENU

Back

Next

Health and Social Care

Nurse (Yorkshire and The Humber)

Employment Change (2017 - 2024)

Employment in 2017
49,813

Growth
+4,548 (+9.13%)

Employment in 2024
54,361



Skill Shortage Vacancies (National)



Percentage Vacancies
Due To Skill Shortages

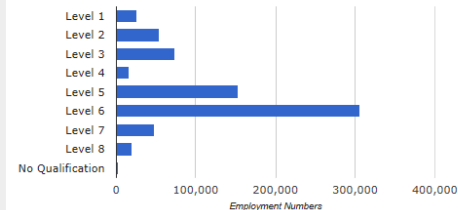


Percentage Of All Vacancies
That Are Hard To Fill

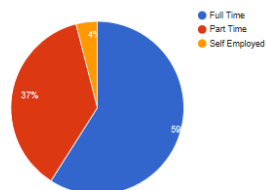


Percentage Hard To Fill Vacancies
Due To Skill Shortages

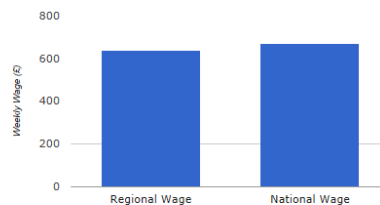
Qualification Level (National)



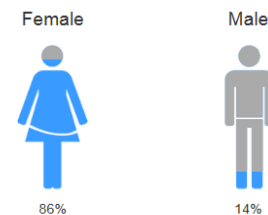
Employment Status (National)



Weekly Wage



Gender (National)



RETURN BACK TO MAIN MENU

Back

Next

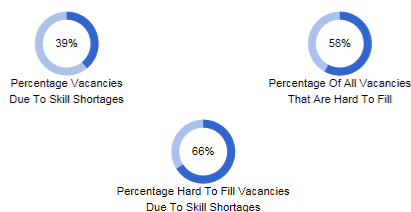
Health and Social Care

Nurse (East Midlands - England)

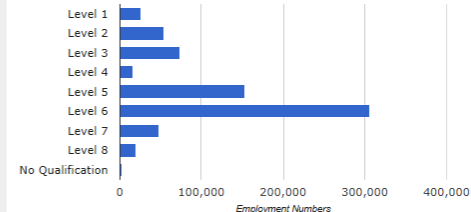
Employment Change (2017 - 2024)



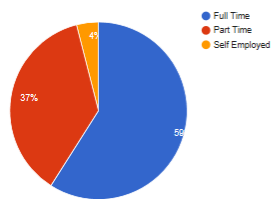
Skill Shortage Vacancies (National)



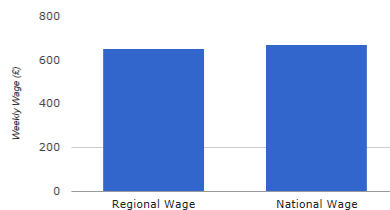
Qualification Level (National)



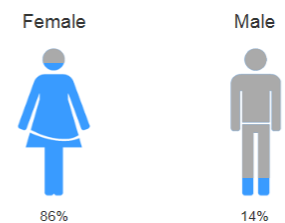
Employment Status (National)



Weekly Wage



Gender (National)



[RETURN BACK TO MAIN MENU](#)

[Back](#)

[Next](#)

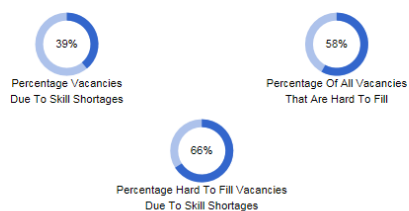
Health and Social Care

Nurse (West Midlands - England)

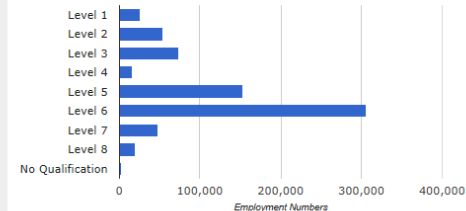
Employment Change (2017 - 2024)



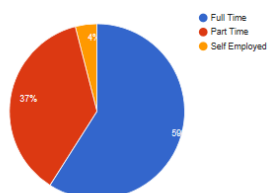
Skill Shortage Vacancies (National)



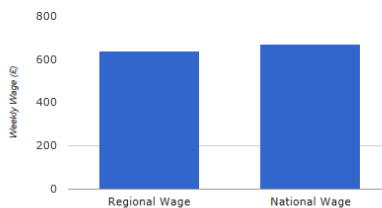
Qualification Level (National)



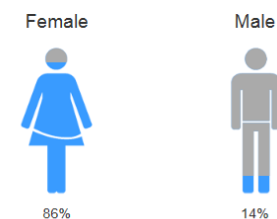
Employment Status (National)



Weekly Wage



Gender (National)



RETURN BACK TO MAIN MENU

Back

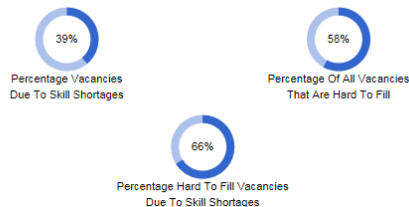
Next

Health and Social Care Nurse (East of England)

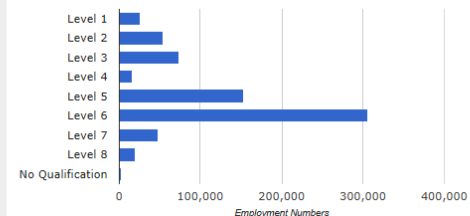
Employment Change (2017 - 2024)



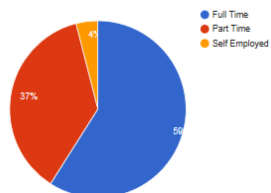
Skill Shortage Vacancies (National)



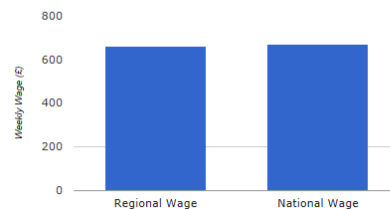
Qualification Level (National)



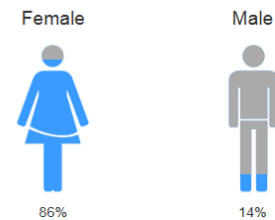
Employment Status (National)



Weekly Wage



Gender (National)



[RETURN BACK TO MAIN MENU](#)

[Back](#)

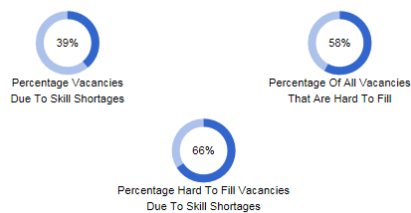
[Next](#)

Health and Social Care Nurse (London)

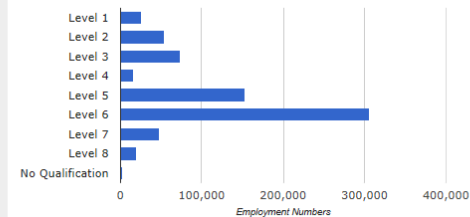
Employment Change (2017 - 2024)



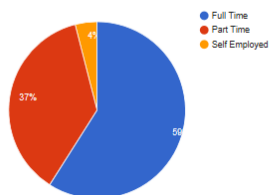
Skill Shortage Vacancies (National)



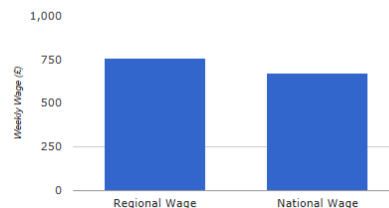
Qualification Level (National)



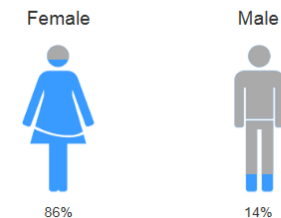
Employment Status (National)



Weekly Wage



Gender (National)



[RETURN BACK TO MAIN MENU](#)

[Back](#)

[Next](#)

Health and Social Care

Nurse (South East - England)

Employment Change (2017 - 2024)

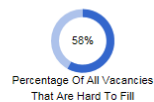
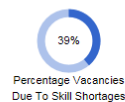
Employment in 2017
76,847

Growth
+5,804 (+7.55%)

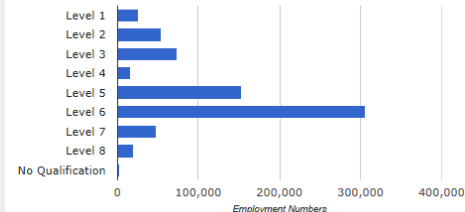
Employment in 2024
82,651



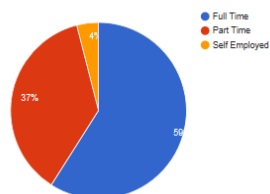
Skill Shortage Vacancies (National)



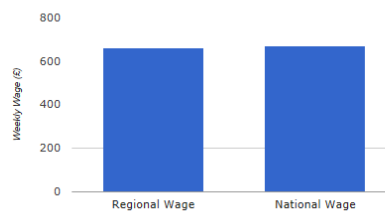
Qualification Level (National)



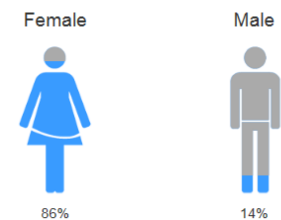
Employment Status (National)



Weekly Wage



Gender (National)



[RETURN BACK TO MAIN MENU](#)

[Back](#)

[Next](#)

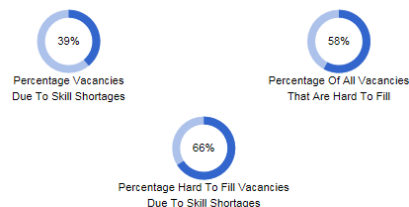
Health and Social Care

Nurse (South West - England)

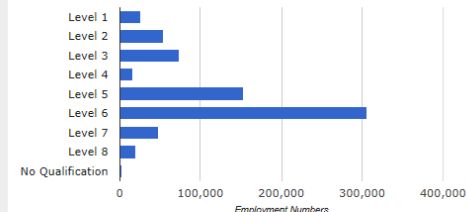
Employment Change (2017 - 2024)



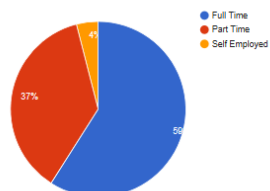
Skill Shortage Vacancies (National)



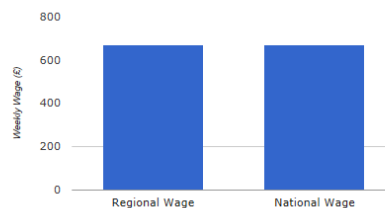
Qualification Level (National)



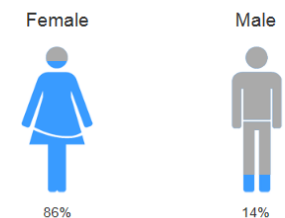
Employment Status (National)



Weekly Wage



Gender (National)



RETURN BACK TO MAIN MENU

Back

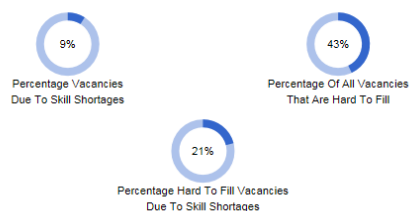
Next

Health and Social Care Counsellor (North East - England)

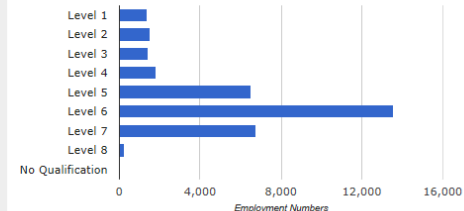
Employment Change (2017 - 2024)



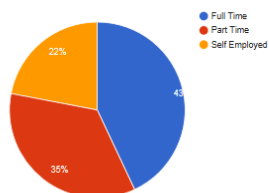
Skill Shortage Vacancies (National)



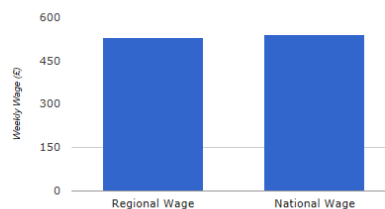
Qualification Level (National)



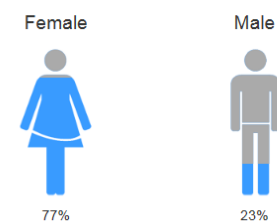
Employment Status (National)



Weekly Wage



Gender (National)



[RETURN BACK TO MAIN MENU](#)

[Back](#)

[Next](#)

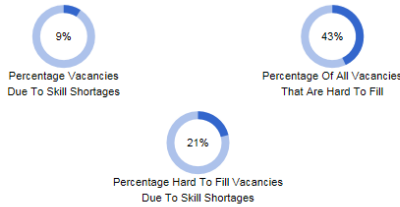
Health and Social Care

Counsellor (North West - England)

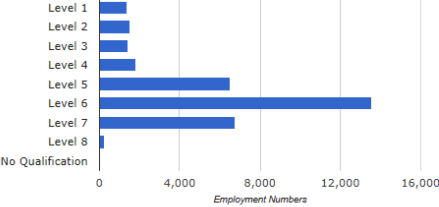
Employment Change (2017 - 2024)



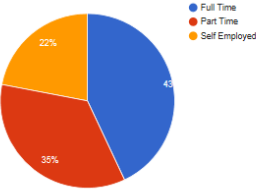
Skill Shortage Vacancies (National)



Qualification Level (National)



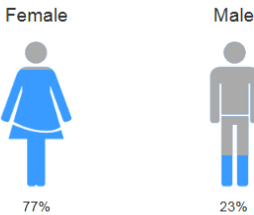
Employment Status (National)



Weekly Wage



Gender (National)



RETURN BACK TO MAIN MENU

Back

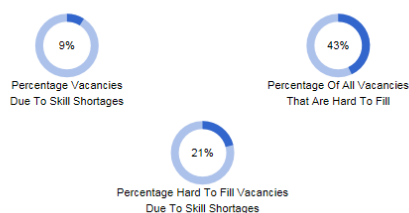
Next

Health and Social Care Counsellor (Yorkshire and The Humber)

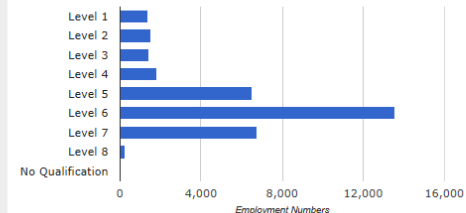
Employment Change (2017 - 2024)



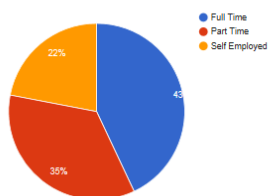
Skill Shortage Vacancies (National)



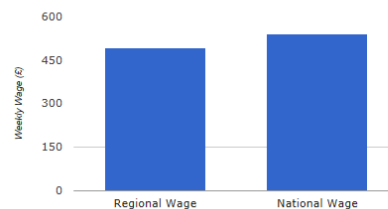
Qualification Level (National)



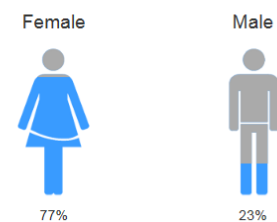
Employment Status (National)



Weekly Wage



Gender (National)



RETURN BACK TO MAIN MENU

Back

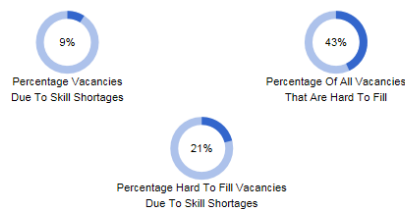
Next

Health and Social Care Counsellor (East Midlands - England)

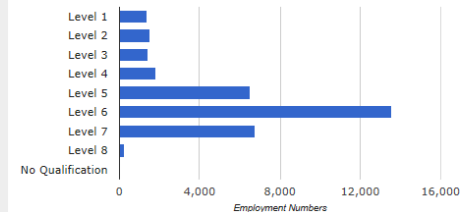
Employment Change (2017 - 2024)



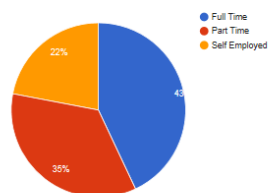
Skill Shortage Vacancies (National)



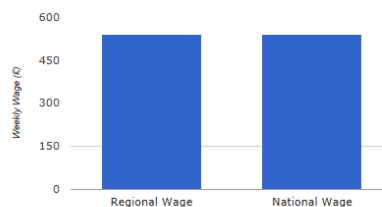
Qualification Level (National)



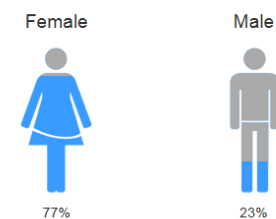
Employment Status (National)



Weekly Wage



Gender (National)

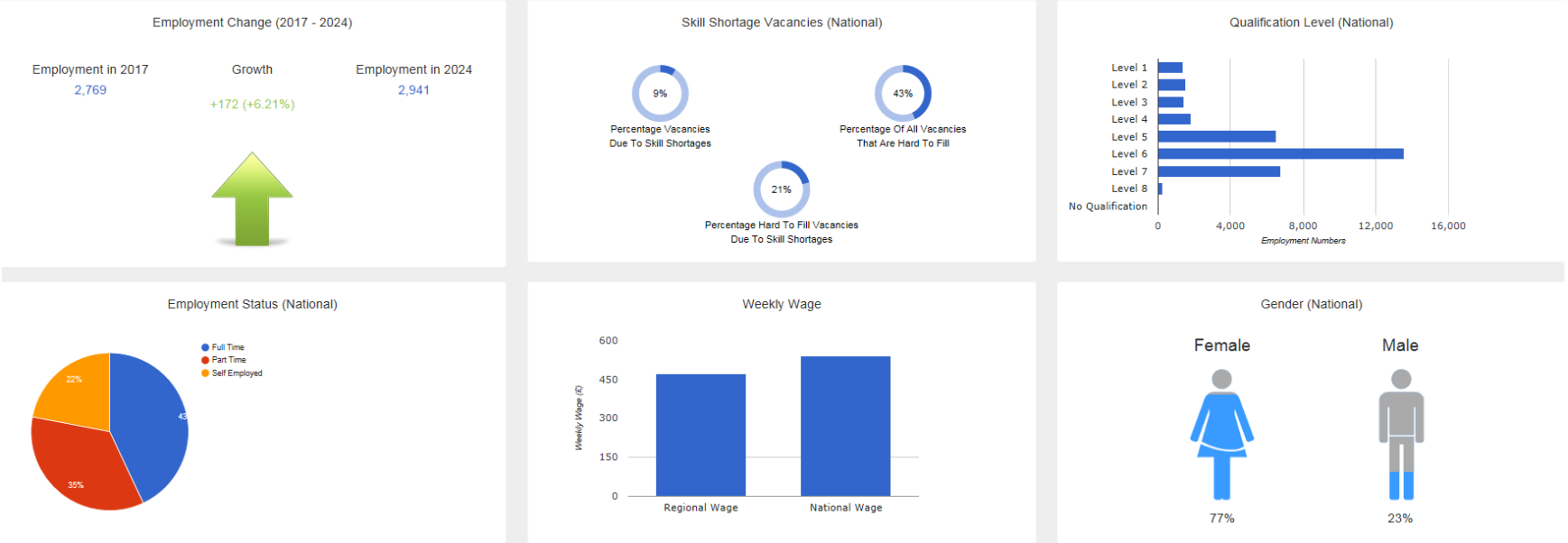


RETURN BACK TO MAIN MENU

Back

Next

Health and Social Care Counsellor (West Midlands - England)



RETURN BACK TO MAIN MENU

Back

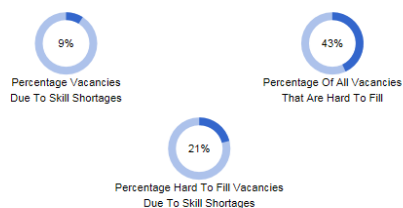
Next

Health and Social Care Counsellor (East of England)

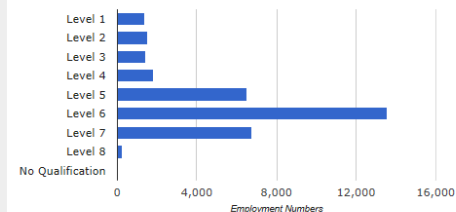
Employment Change (2017 - 2024)



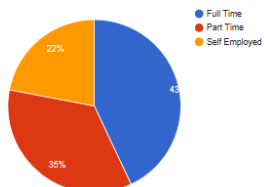
Skill Shortage Vacancies (National)



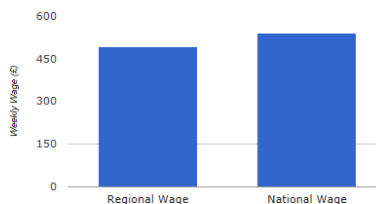
Qualification Level (National)



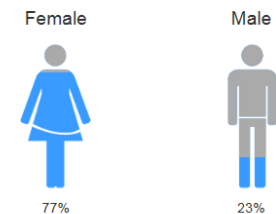
Employment Status (National)



Weekly Wage



Gender (National)



RETURN BACK TO MAIN MENU

Back

Next

Health and Social Care Counsellor (London)

Employment Change (2017 - 2024)

Employment in 2017
6,455

Growth
+599 (+9.28%)

Employment in 2024
7,054



Skill Shortage Vacancies (National)



Percentage Vacancies
Due To Skill Shortages

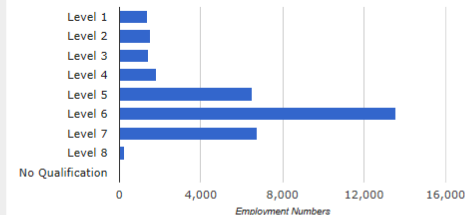


Percentage Of All Vacancies
That Are Hard To Fill

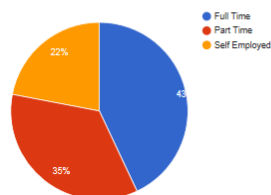


Percentage Hard To Fill Vacancies
Due To Skill Shortages

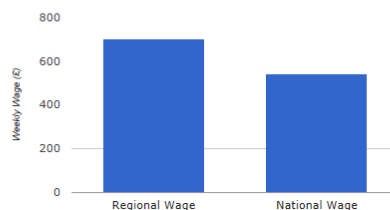
Qualification Level (National)



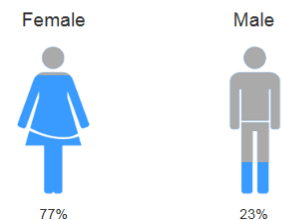
Employment Status (National)



Weekly Wage



Gender (National)



[RETURN BACK TO MAIN MENU](#)

[Back](#)

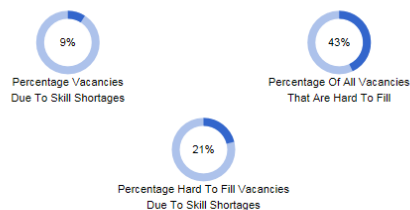
[Next](#)

Health and Social Care Counsellor (South East - England)

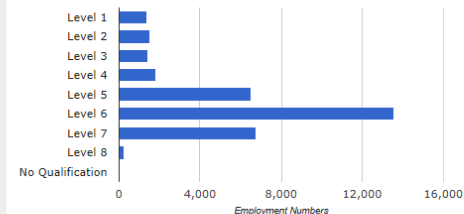
Employment Change (2017 - 2024)



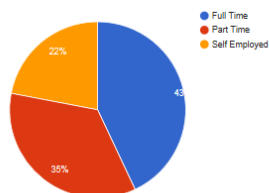
Skill Shortage Vacancies (National)



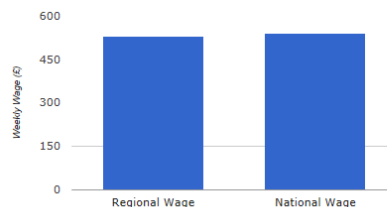
Qualification Level (National)



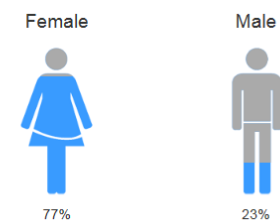
Employment Status (National)



Weekly Wage



Gender (National)



RETURN BACK TO MAIN MENU

Back

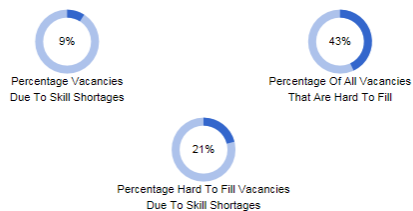
Next

Health and Social Care Counsellor (South West - England)

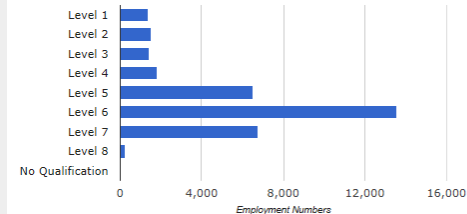
Employment Change (2017 - 2024)



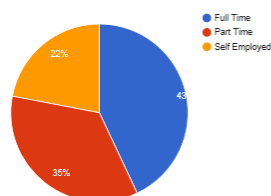
Skill Shortage Vacancies (National)



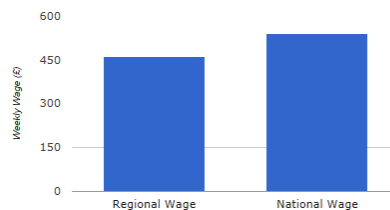
Qualification Level (National)



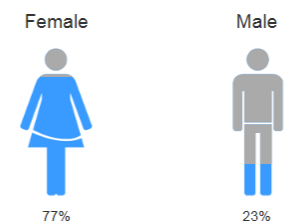
Employment Status (National)



Weekly Wage



Gender (National)



[RETURN BACK TO MAIN MENU](#)

[Back](#)

[Next](#)

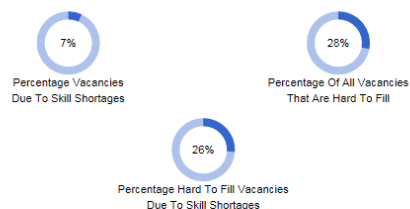
Health and Social Care

Youth Worker (North East - England)

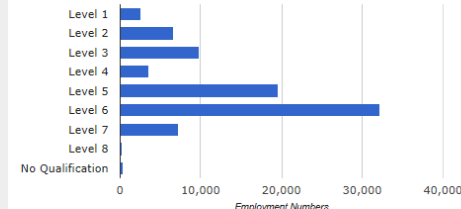
Employment Change (2017 - 2024)



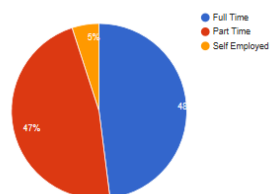
Skill Shortage Vacancies (National)



Qualification Level (National)



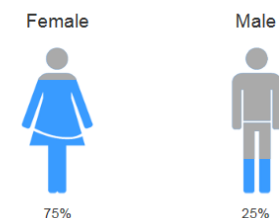
Employment Status (National)



Weekly Wage



Gender (National)



RETURN BACK TO MAIN MENU

Back

Next

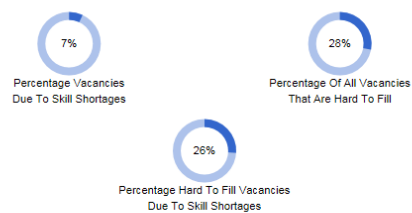
Health and Social Care

Youth Worker (North West - England)

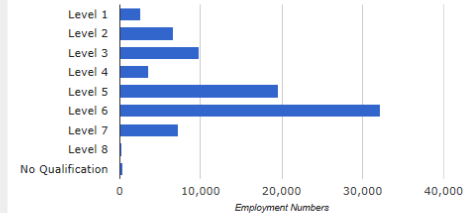
Employment Change (2017 - 2024)



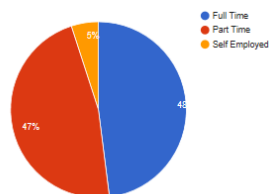
Skill Shortage Vacancies (National)



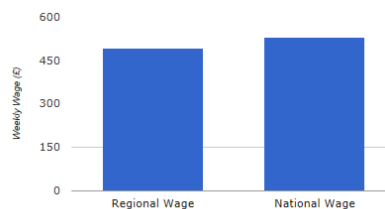
Qualification Level (National)



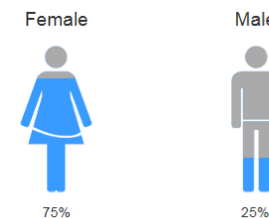
Employment Status (National)



Weekly Wage



Gender (National)



[RETURN BACK TO MAIN MENU](#)

[Back](#)

[Next](#)

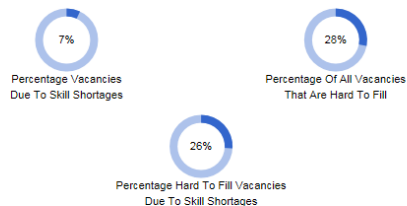
Health and Social Care

Youth Worker (Yorkshire and The Humber)

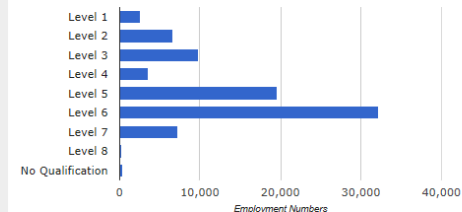
Employment Change (2017 - 2024)



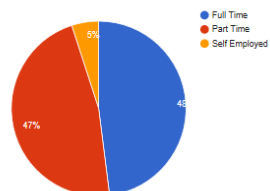
Skill Shortage Vacancies (National)



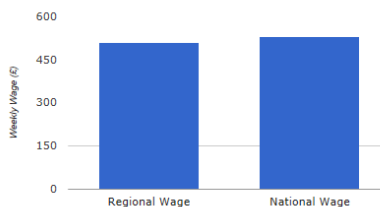
Qualification Level (National)



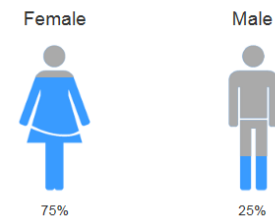
Employment Status (National)



Weekly Wage



Gender (National)



RETURN BACK TO MAIN MENU

Back

Next

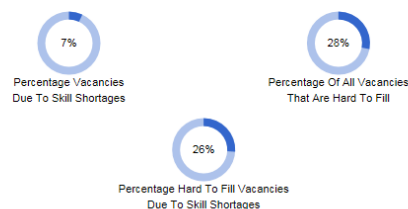
Health and Social Care

Youth Worker (East Midlands - England)

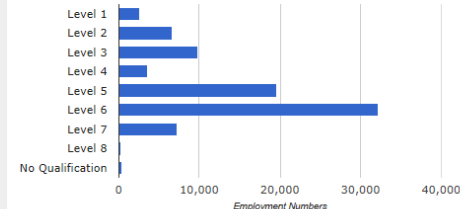
Employment Change (2017 - 2024)



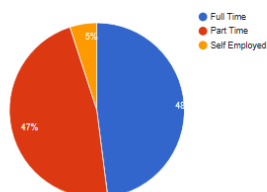
Skill Shortage Vacancies (National)



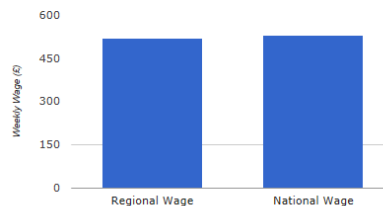
Qualification Level (National)



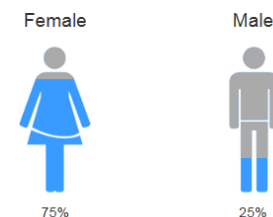
Employment Status (National)



Weekly Wage



Gender (National)



RETURN BACK TO MAIN MENU

Back

Next

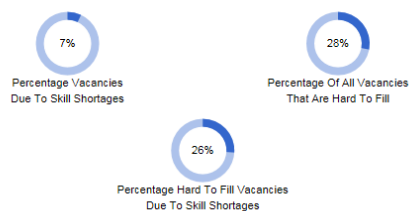
Health and Social Care

Youth Worker (West Midlands - England)

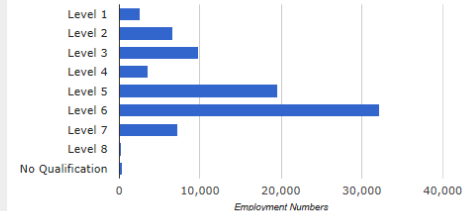
Employment Change (2017 - 2024)



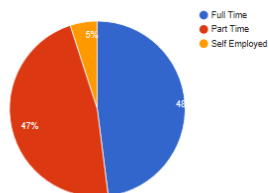
Skill Shortage Vacancies (National)



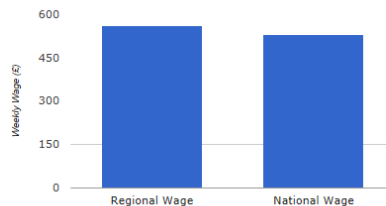
Qualification Level (National)



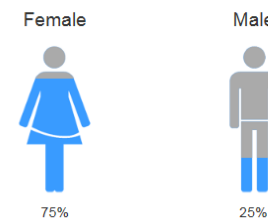
Employment Status (National)



Weekly Wage



Gender (National)



RETURN BACK TO MAIN MENU

Back

Next

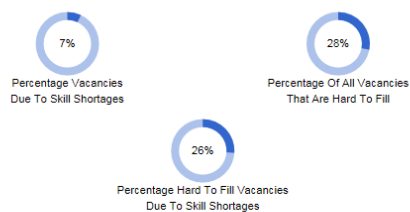
Health and Social Care

Youth Worker (East of England)

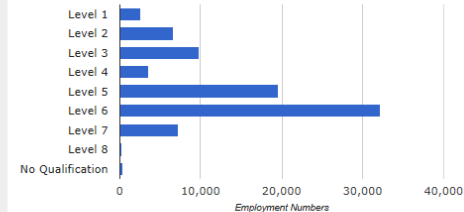
Employment Change (2017 - 2024)



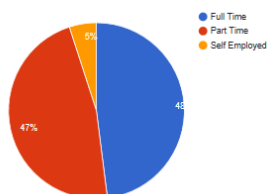
Skill Shortage Vacancies (National)



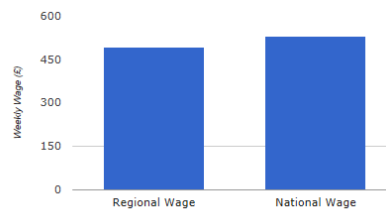
Qualification Level (National)



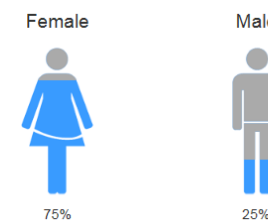
Employment Status (National)



Weekly Wage



Gender (National)



RETURN BACK TO MAIN MENU

Back

Next

Health and Social Care Youth Worker (London)

Employment Change (2017 - 2024)

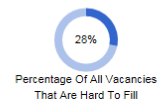
Employment in 2017
15,742

Growth
+1,310 (+8.32%)

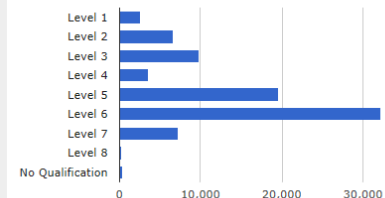
Employment in 2024
17,052



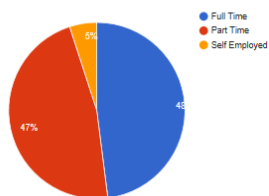
Skill Shortage Vacancies (National)



Qualification Level (National)



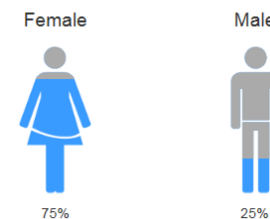
Employment Status (National)



Weekly Wage



Gender (National)



[RETURN BACK TO MAIN MENU](#)

[Back](#)

[Next](#)

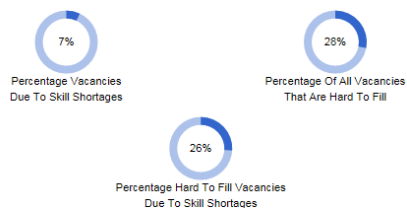
Health and Social Care

Youth Worker (South East - England)

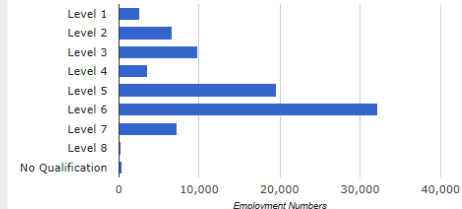
Employment Change (2017 - 2024)



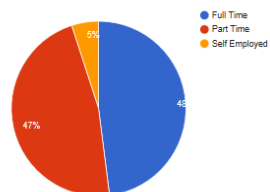
Skill Shortage Vacancies (National)



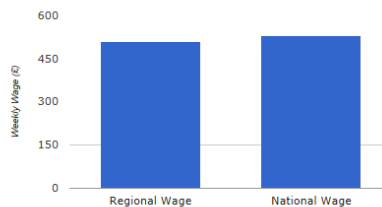
Qualification Level (National)



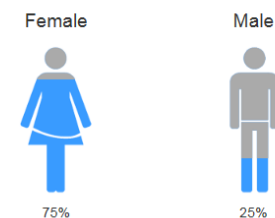
Employment Status (National)



Weekly Wage



Gender (National)



RETURN BACK TO MAIN MENU

Back

Next

Health and Social Care

Youth Worker South West - England)



[RETURN BACK TO MAIN MENU](#)

[Back](#)

[Next](#)

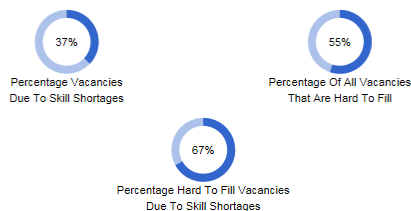
Health and Social Care

Occupational Therapist (North East - England)

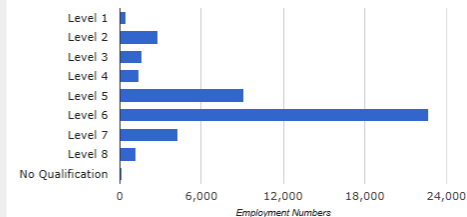
Employment Change (2017 - 2024)



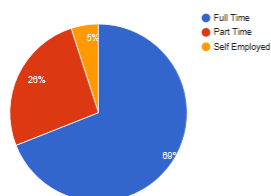
Skill Shortage Vacancies (National)



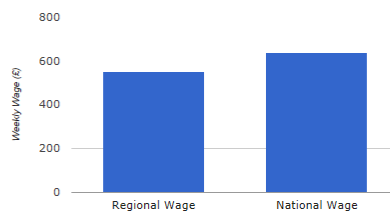
Qualification Level (National)



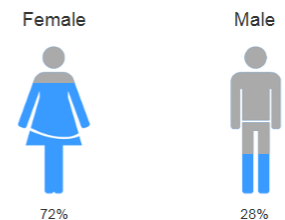
Employment Status (National)



Weekly Wage



Gender (National)



RETURN BACK TO MAIN MENU

Back

Next

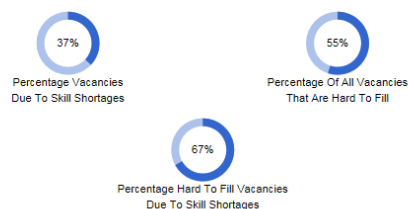
Health and Social Care

Occupational Therapist (North West - England)

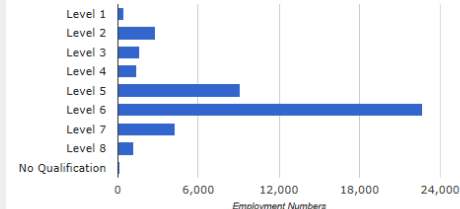
Employment Change (2017 - 2024)



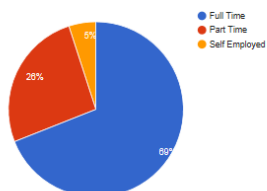
Skill Shortage Vacancies (National)



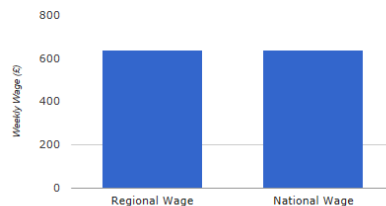
Qualification Level (National)



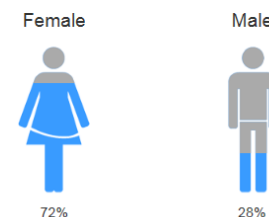
Employment Status (National)



Weekly Wage



Gender (National)



RETURN BACK TO MAIN MENU

Back

Next

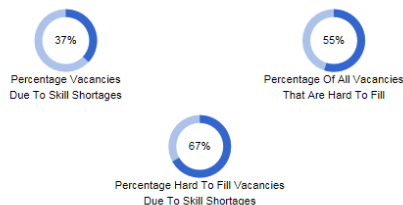
Health and Social Care

Occupational Therapist (Yorkshire and The Humber)

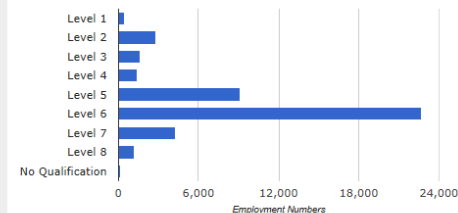
Employment Change (2017 - 2024)



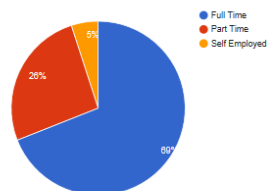
Skill Shortage Vacancies (National)



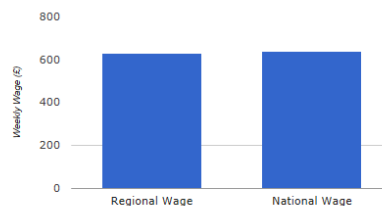
Qualification Level (National)



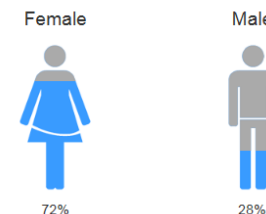
Employment Status (National)



Weekly Wage



Gender (National)



RETURN BACK TO MAIN MENU

Back

Next

Health and Social Care

Occupational Therapist (East Midlands - England)



[RETURN BACK TO MAIN MENU](#)

[Back](#)

[Next](#)

Health and Social Care

Occupational Therapist (West Midlands - England)



[RETURN BACK TO MAIN MENU](#)

[Back](#)

[Next](#)

Health and Social Care

Occupational Therapist (East of England)

Employment Change (2017 - 2024)

Employment in 2017
2,890

Growth
+433 (+14.98%)

Employment in 2024
3,323



Skill Shortage Vacancies (National)



Percentage Vacancies
Due To Skill Shortages

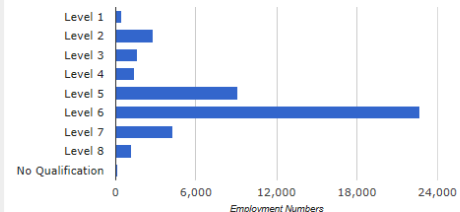


Percentage Of All Vacancies
That Are Hard To Fill

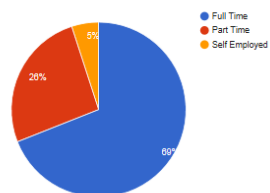


Percentage Hard To Fill Vacancies
Due To Skill Shortages

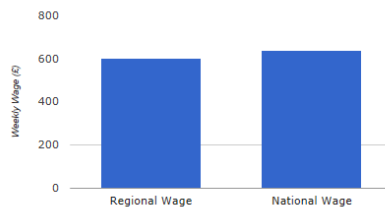
Qualification Level (National)



Employment Status (National)



Weekly Wage



Gender (National)



RETURN BACK TO MAIN MENU

Back

Next

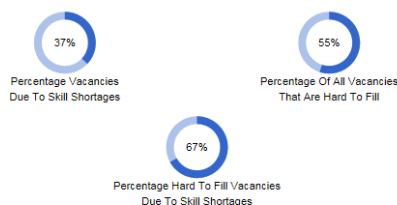
Health and Social Care

Occupational Therapist (London)

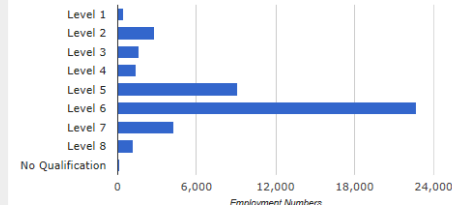
Employment Change (2017 - 2024)



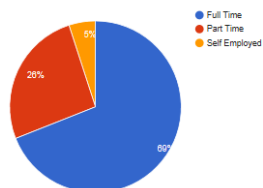
Skill Shortage Vacancies (National)



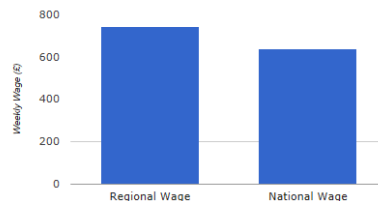
Qualification Level (National)



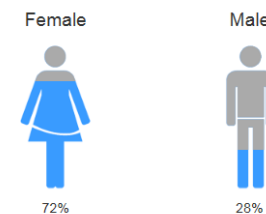
Employment Status (National)



Weekly Wage



Gender (National)



RETURN BACK TO MAIN MENU

Back

Next

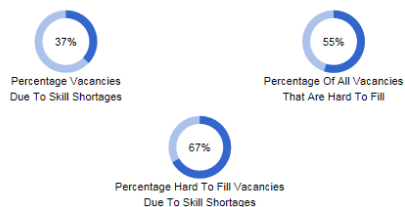
Health and Social Care

Occupational Therapist (South East - England)

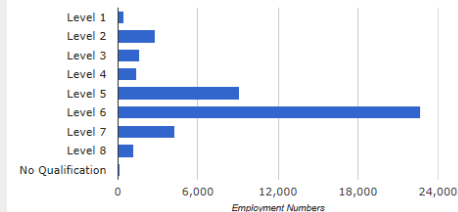
Employment Change (2017 - 2024)



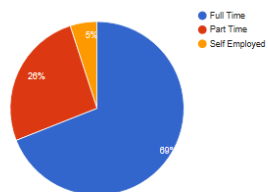
Skill Shortage Vacancies (National)



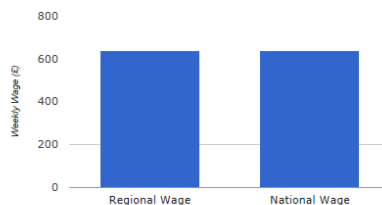
Qualification Level (National)



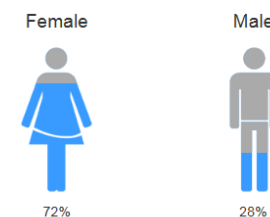
Employment Status (National)



Weekly Wage



Gender (National)



RETURN BACK TO MAIN MENU

Back

Next

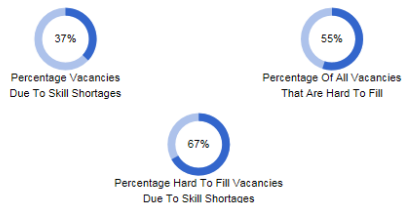
Health and Social Care

Occupational Therapist (South West - England)

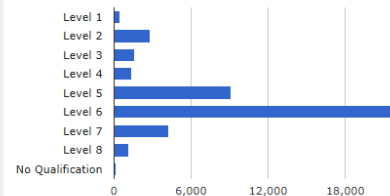
Employment Change (2017 - 2024)



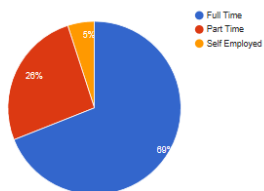
Skill Shortage Vacancies (National)



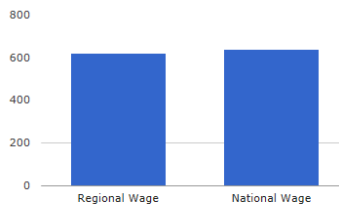
Qualification Level (National)



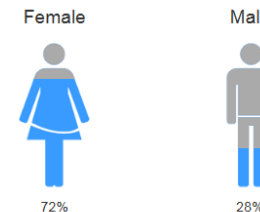
Employment Status (National)



Weekly Wage



Gender (National)



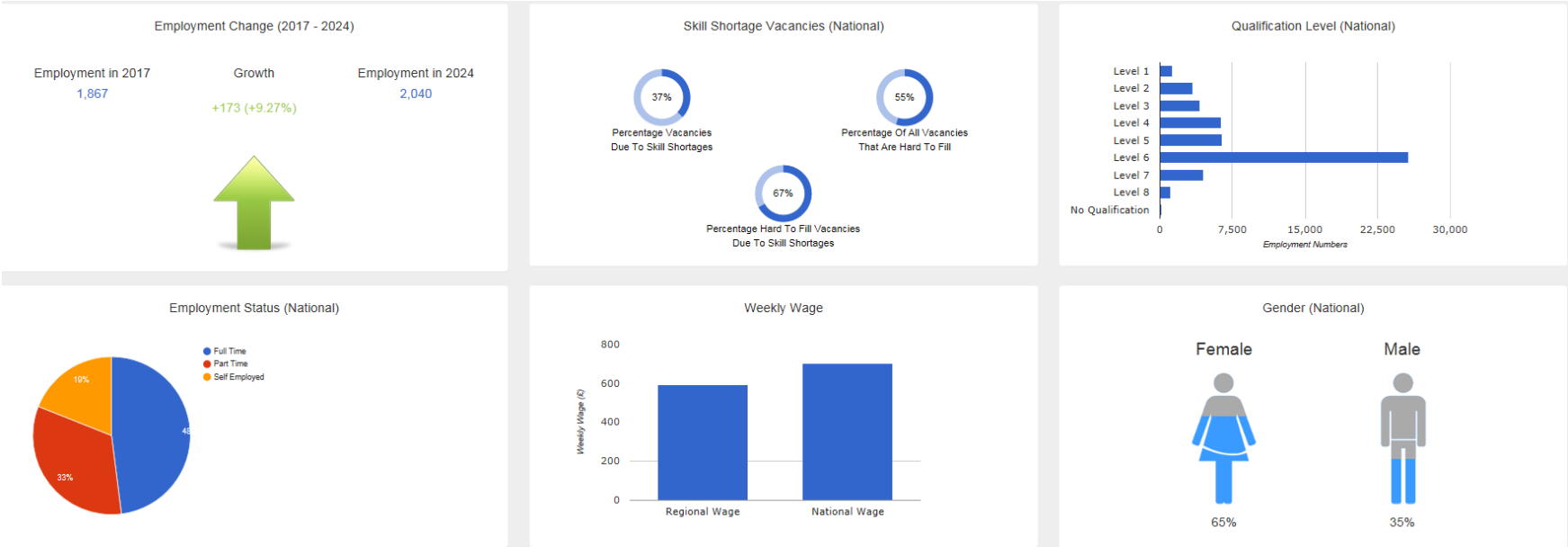
[RETURN BACK TO MAIN MENU](#)

[Back](#)

[Next](#)

Health and Social Care

Health Professional (North East - England)



RETURN BACK TO MAIN MENU

Back

Next

Health and Social Care

Health Professional (North West - England)

Employment Change (2017 - 2024)

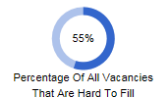
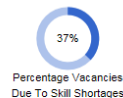
Employment in 2017
4,528

Growth
+370 (+8.17%)

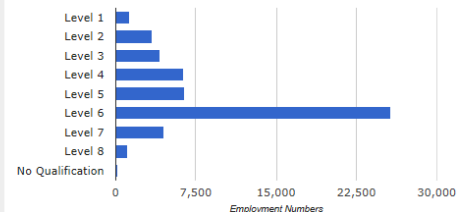
Employment in 2024
4,898



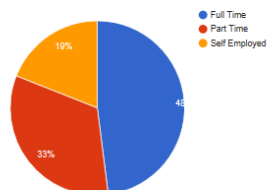
Skill Shortage Vacancies (National)



Qualification Level (National)



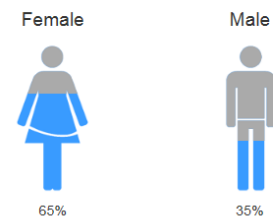
Employment Status (National)



Weekly Wage



Gender (National)



RETURN BACK TO MAIN MENU

Back

Next

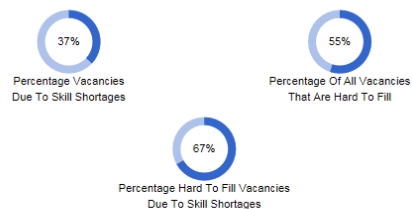
Health and Social Care

Health Professional (Yorkshire and The Humber)

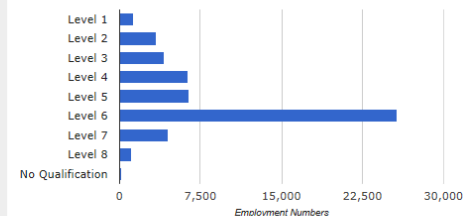
Employment Change (2017 - 2024)



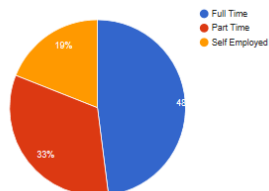
Skill Shortage Vacancies (National)



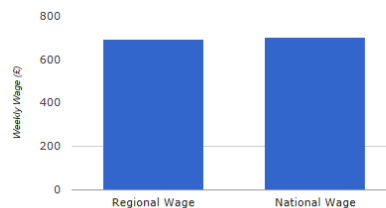
Qualification Level (National)



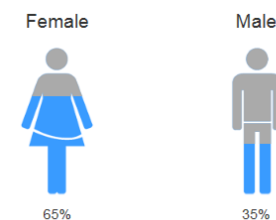
Employment Status (National)



Weekly Wage



Gender (National)



[RETURN BACK TO MAIN MENU](#)

[Back](#)

[Next](#)

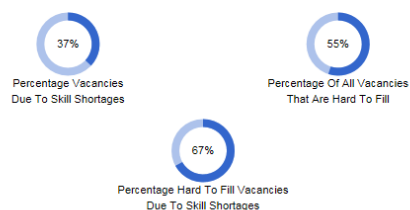
Health and Social Care

Health Professional (East Midlands - England)

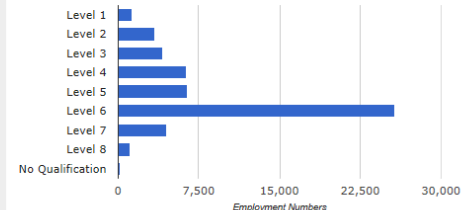
Employment Change (2017 - 2024)



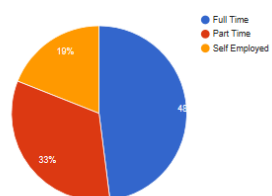
Skill Shortage Vacancies (National)



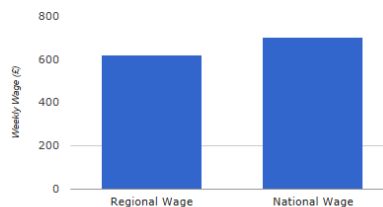
Qualification Level (National)



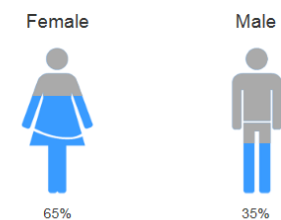
Employment Status (National)



Weekly Wage



Gender (National)



RETURN BACK TO MAIN MENU

Back

Next

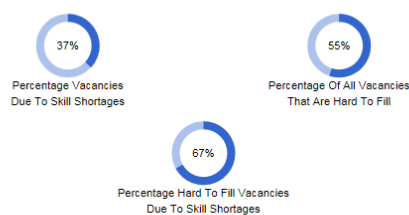
Health and Social Care

Health Professional (West Midlands - England)

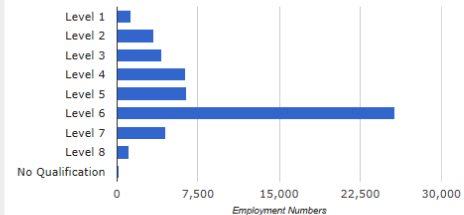
Employment Change (2017 - 2024)



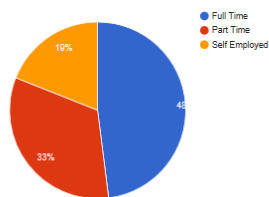
Skill Shortage Vacancies (National)



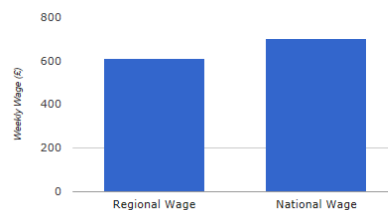
Qualification Level (National)



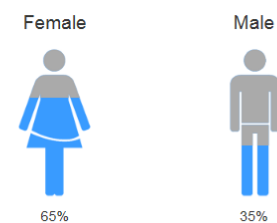
Employment Status (National)



Weekly Wage



Gender (National)



RETURN BACK TO MAIN MENU

Back

Next

Health and Social Care

Health Professional (East of England)

Employment Change (2017 - 2024)

Employment in 2017
4,084

Growth
+370 (+9.06%)

Employment in 2024
4,454



Skill Shortage Vacancies (National)



Percentage Vacancies
Due To Skill Shortages

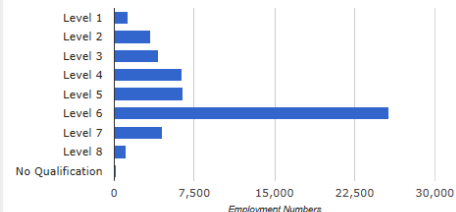


Percentage Of All Vacancies
That Are Hard To Fill

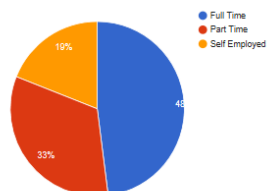


Percentage Hard To Fill Vacancies
Due To Skill Shortages

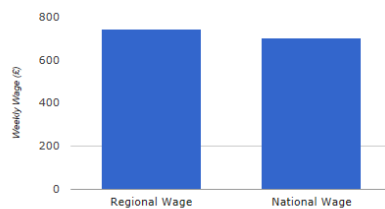
Qualification Level (National)



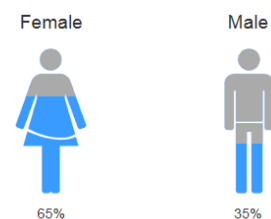
Employment Status (National)



Weekly Wage



Gender (National)



RETURN BACK TO MAIN MENU

Back

Next

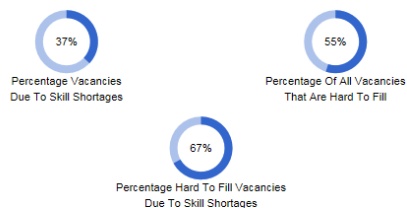
Health and Social Care

Health Professional (London)

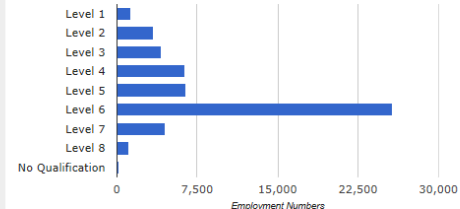
Employment Change (2017 - 2024)



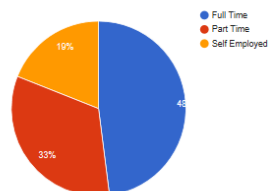
Skill Shortage Vacancies (National)



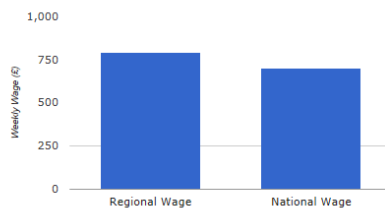
Qualification Level (National)



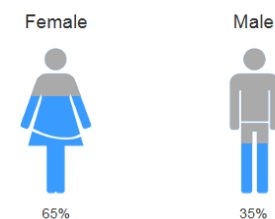
Employment Status (National)



Weekly Wage



Gender (National)



RETURN BACK TO MAIN MENU

Back

Next

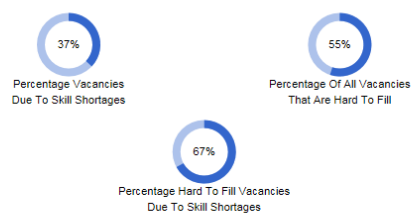
Health and Social Care

Health Professional (South East - England)

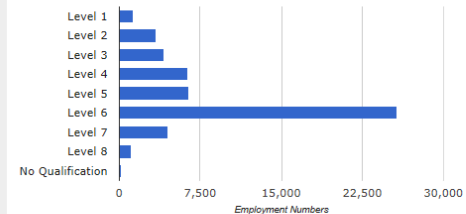
Employment Change (2017 - 2024)



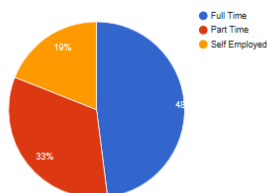
Skill Shortage Vacancies (National)



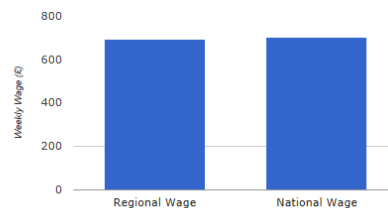
Qualification Level (National)



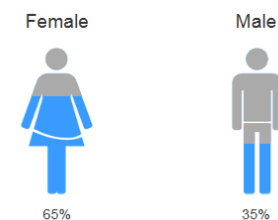
Employment Status (National)



Weekly Wage



Gender (National)



RETURN BACK TO MAIN MENU

Back

Next

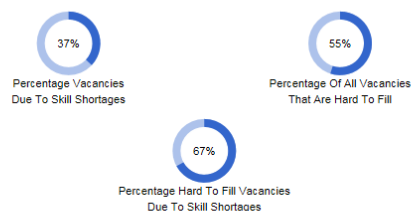
Health and Social Care

Health Professional (South West - England)

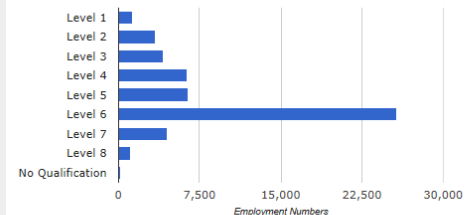
Employment Change (2017 - 2024)



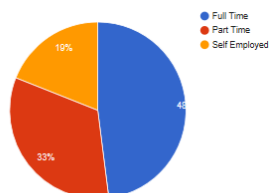
Skill Shortage Vacancies (National)



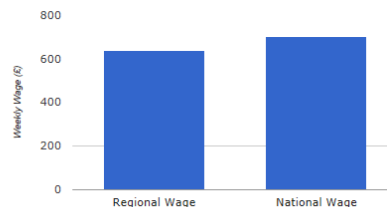
Qualification Level (National)



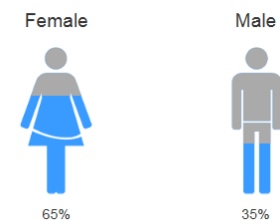
Employment Status (National)



Weekly Wage



Gender (National)



RETURN BACK TO MAIN MENU

Back

Next

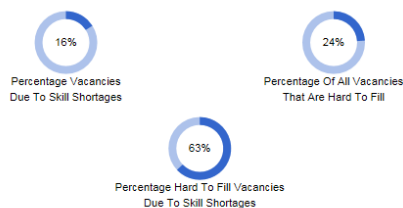
Health and Social Care

Social Workers (North East - England)

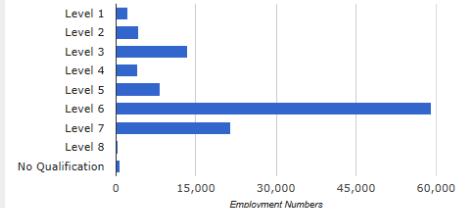
Employment Change (2017 - 2024)



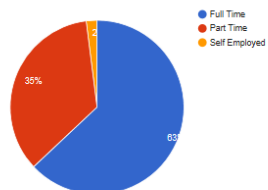
Skill Shortage Vacancies (National)



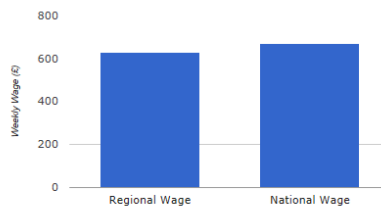
Qualification Level (National)



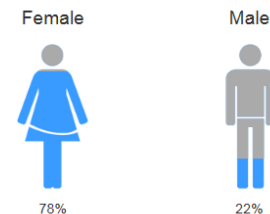
Employment Status (National)



Weekly Wage



Gender (National)



[RETURN BACK TO MAIN MENU](#)

[Back](#)

[Next](#)

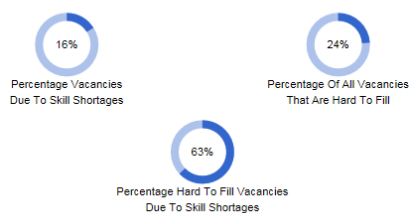
Health and Social Care

Social Workers (North West - England)

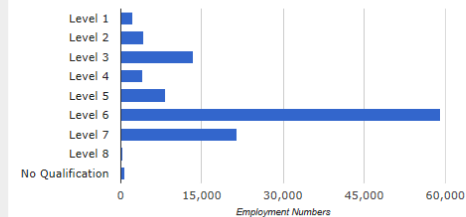
Employment Change (2017 - 2024)



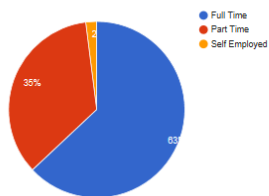
Skill Shortage Vacancies (National)



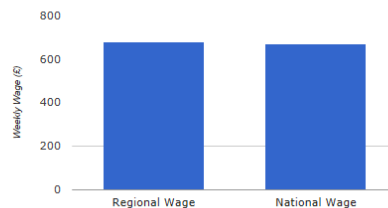
Qualification Level (National)



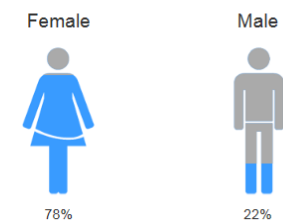
Employment Status (National)



Weekly Wage



Gender (National)



RETURN BACK TO MAIN MENU

Back

Next

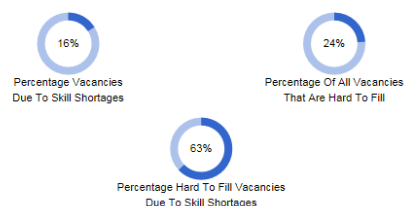
Health and Social Care

Social Workers (Yorkshire and The Humber)

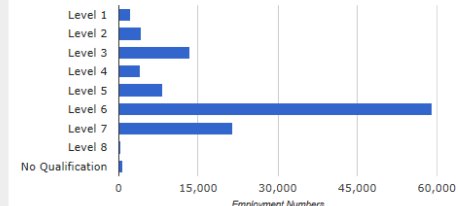
Employment Change (2017 - 2024)



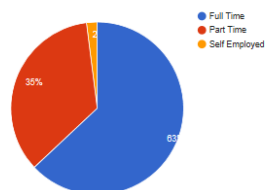
Skill Shortage Vacancies (National)



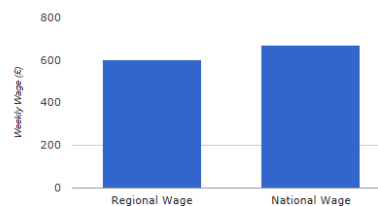
Qualification Level (National)



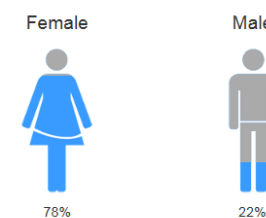
Employment Status (National)



Weekly Wage



Gender (National)



RETURN BACK TO MAIN MENU

Back

Next

Health and Social Care

Social Workers (East Midlands - England)

Employment Change (2017 - 2024)

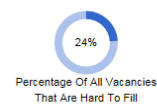
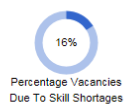
Employment in 2017
6,698

Growth
+716 (+10.69%)

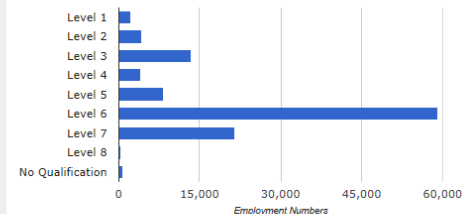
Employment in 2024
7,414



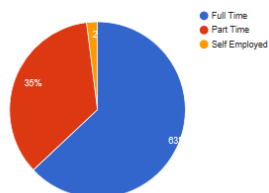
Skill Shortage Vacancies (National)



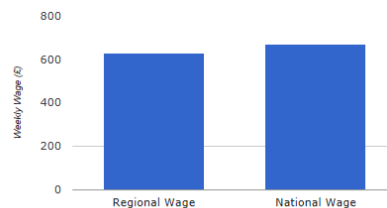
Qualification Level (National)



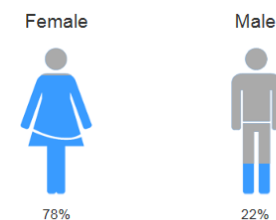
Employment Status (National)



Weekly Wage



Gender (National)



RETURN BACK TO MAIN MENU

Back

Next

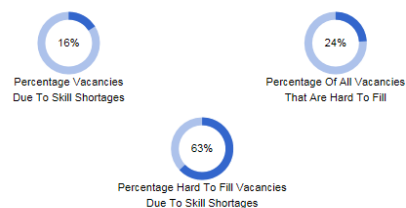
Health and Social Care

Social Workers (West Midlands - England)

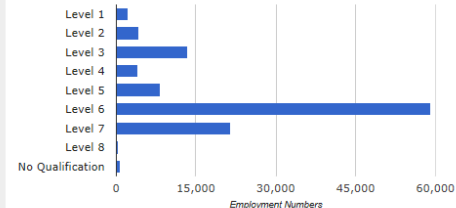
Employment Change (2017 - 2024)



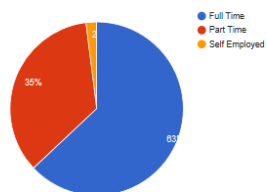
Skill Shortage Vacancies (National)



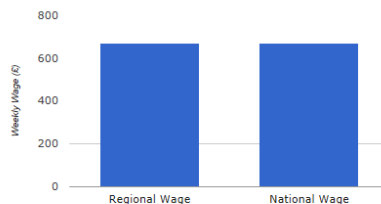
Qualification Level (National)



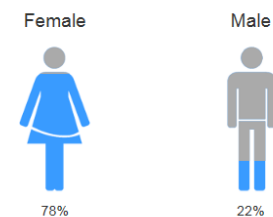
Employment Status (National)



Weekly Wage



Gender (National)



[RETURN BACK TO MAIN MENU](#)

[Back](#)

[Next](#)

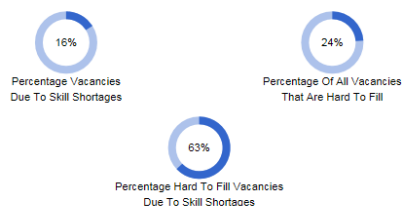
Health and Social Care

Social Workers (East of England)

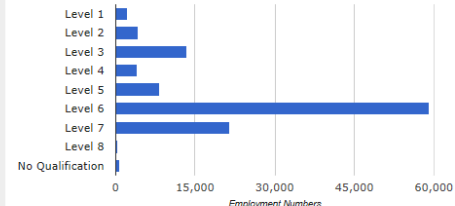
Employment Change (2017 - 2024)



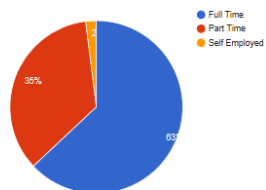
Skill Shortage Vacancies (National)



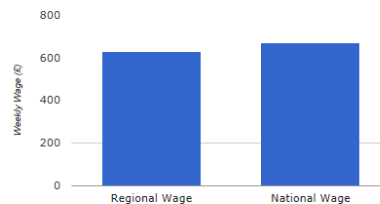
Qualification Level (National)



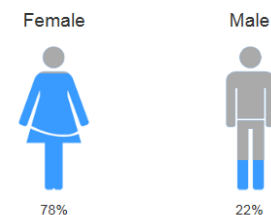
Employment Status (National)



Weekly Wage



Gender (National)



[RETURN BACK TO MAIN MENU](#)

[Back](#)

[Next](#)

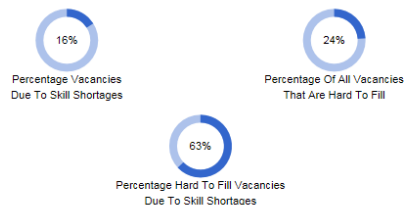
Health and Social Care

Social Workers (London)

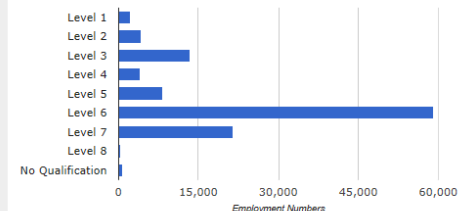
Employment Change (2017 - 2024)



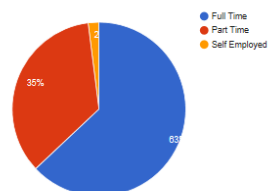
Skill Shortage Vacancies (National)



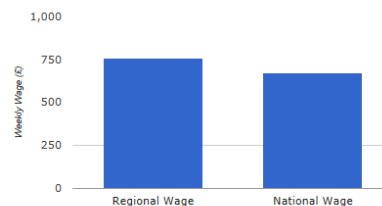
Qualification Level (National)



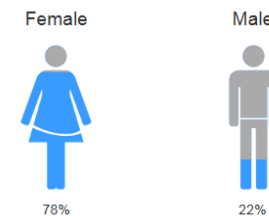
Employment Status (National)



Weekly Wage



Gender (National)



[RETURN BACK TO MAIN MENU](#)

[Back](#)

[Next](#)

Health and Social Care

Social Workers (South East - England)

Employment Change (2017 - 2024)

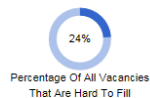
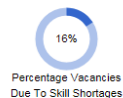
Employment in 2017
14,809

Growth
+1,019 (+6.88%)

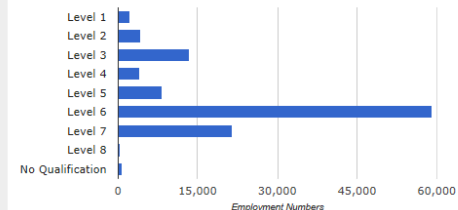
Employment in 2024
15,828



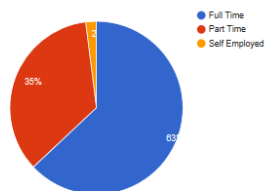
Skill Shortage Vacancies (National)



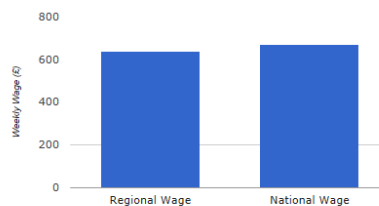
Qualification Level (National)



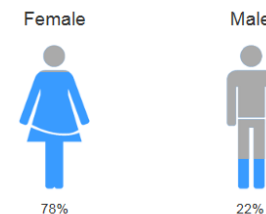
Employment Status (National)



Weekly Wage



Gender (National)



RETURN BACK TO MAIN MENU

Back

Next

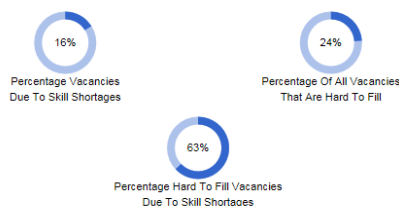
Health and Social Care

Social Workers (South West - England)

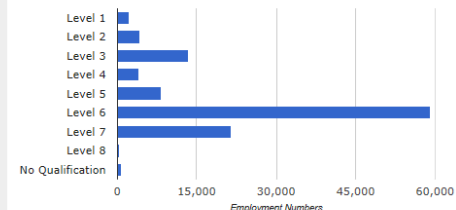
Employment Change (2017 - 2024)



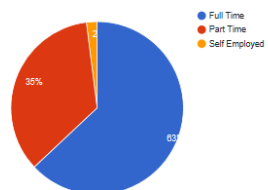
Skill Shortage Vacancies (National)



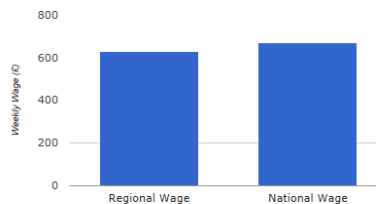
Qualification Level (National)



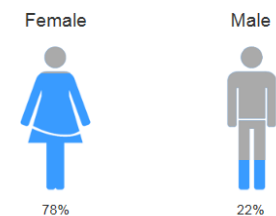
Employment Status (National)



Weekly Wage



Gender (National)



RETURN BACK TO MAIN MENU

Back

Next

Interactive Media

Journalists & Newspaper Editors (North East - England)



[RETURN BACK TO MAIN MENU](#)

[Back](#)

[Next](#)

Interactive Media

Journalists & Newspaper Editors (North West - England)



[RETURN BACK TO MAIN MENU](#)

[Back](#)

[Next](#)

Interactive Media

Journalists & Newspaper Editors (Yorkshire and The Humber)

Employment Change (2017 - 2024)

Employment in 2017
3,667

Growth
+403 (+10.99%)

Employment in 2024
4,070



Skill Shortage Vacancies (National)



Percentage Vacancies
Due To Skill Shortages

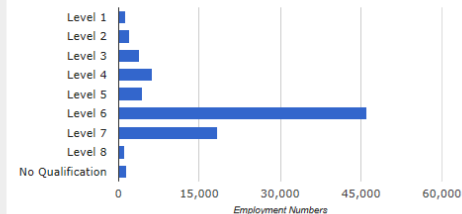


Percentage Of All Vacancies
That Are Hard To Fill

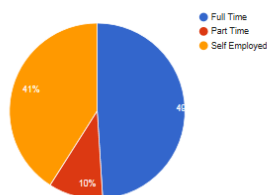


Percentage Hard To Fill Vacancies
Due To Skill Shortages

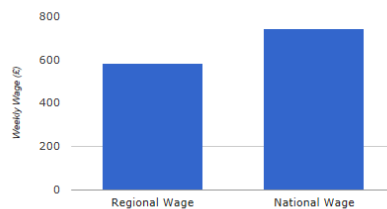
Qualification Level (National)



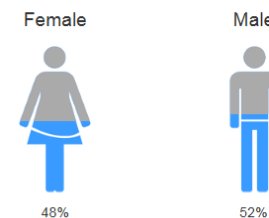
Employment Status (National)



Weekly Wage



Gender (National)



RETURN BACK TO MAIN MENU

Back

Next

Interactive Media

Journalists & Newspaper Editors (East Midlands - England)

Employment Change (2017 - 2024)

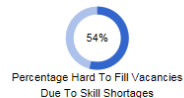
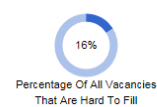
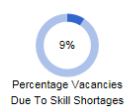
Employment in 2017
3,487

Growth
+195 (+5.59%)

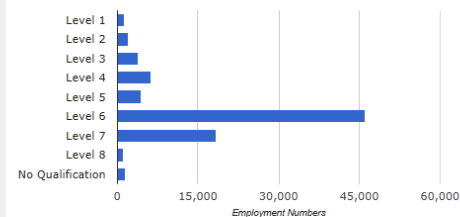
Employment in 2024
3,682



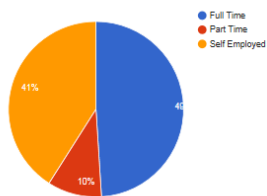
Skill Shortage Vacancies (National)



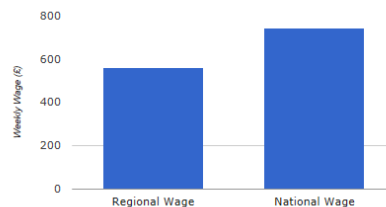
Qualification Level (National)



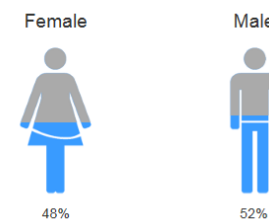
Employment Status (National)



Weekly Wage



Gender (National)



RETURN BACK TO MAIN MENU

Back

Next

Interactive Media

Journalists & Newspaper Editors (West Midlands - England)

Employment Change (2017 - 2024)

Employment in 2017
4,372

Growth
+361 (+8.26%)

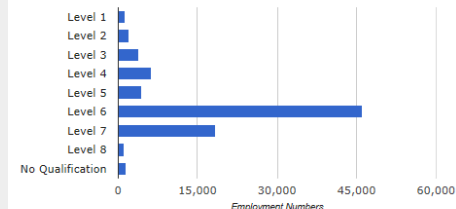
Employment in 2024
4,733



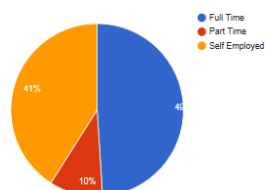
Skill Shortage Vacancies (National)



Qualification Level (National)



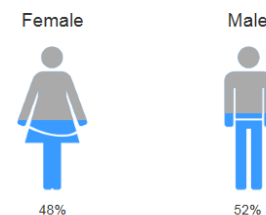
Employment Status (National)



Weekly Wage



Gender (National)



RETURN BACK TO MAIN MENU

Back

Next

Interactive Media

Journalists & Newspaper Editors (East of England)



RETURN BACK TO MAIN MENU

Back

Next

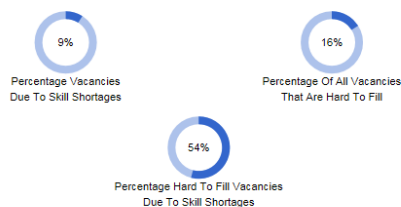
Interactive Media

Journalists & Newspaper Editors (London)

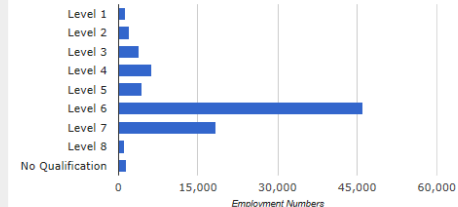
Employment Change (2017 - 2024)



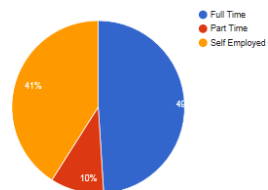
Skill Shortage Vacancies (National)



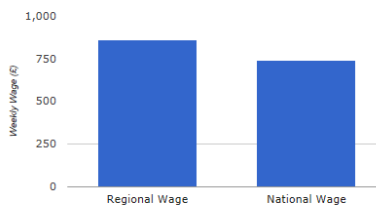
Qualification Level (National)



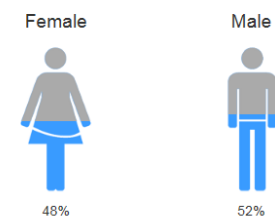
Employment Status (National)



Weekly Wage



Gender (National)



RETURN BACK TO MAIN MENU

Back

Next

Interactive Media

Journalists & Newspaper Editors (South East - England)

Employment Change (2017 - 2024)

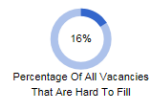
Employment in 2017
12,509

Growth
+1,075 (+8.59%)

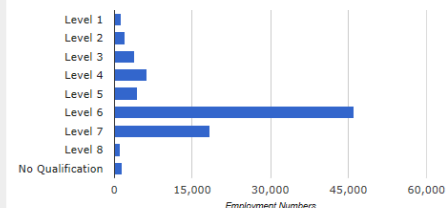
Employment in 2024
13,584



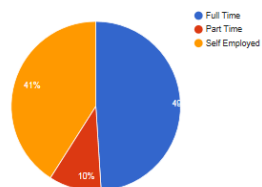
Skill Shortage Vacancies (National)



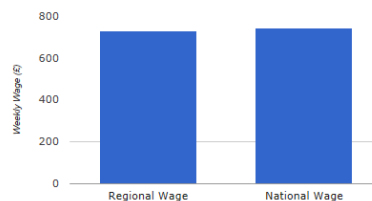
Qualification Level (National)



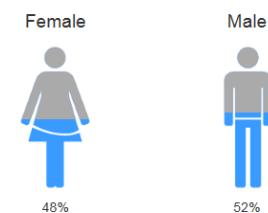
Employment Status (National)



Weekly Wage



Gender (National)



RETURN BACK TO MAIN MENU

Back

Next

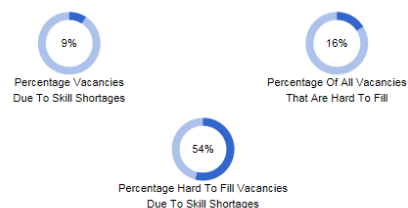
Interactive Media

Journalists & Newspaper Editors (South West - England)

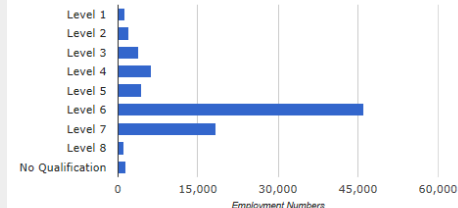
Employment Change (2017 - 2024)



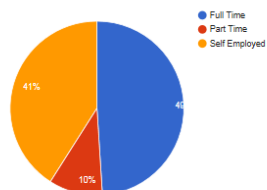
Skill Shortage Vacancies (National)



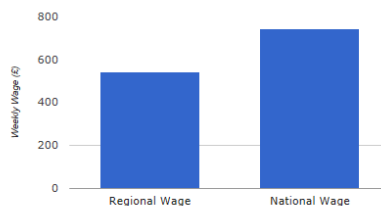
Qualification Level (National)



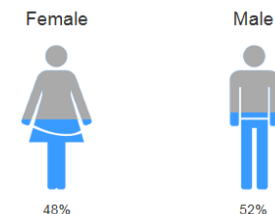
Employment Status (National)



Weekly Wage



Gender (National)



RETURN BACK TO MAIN MENU

Back

Next

Interactive Media

Advertising Managers (North East - England)



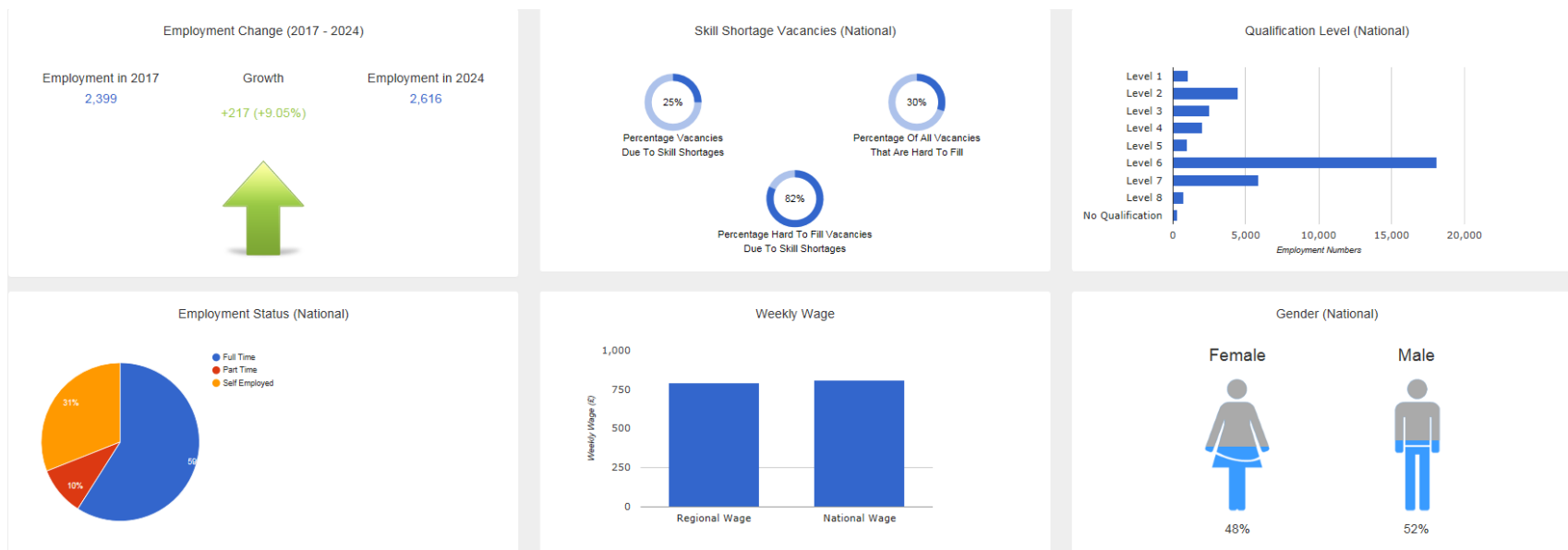
[RETURN BACK TO MAIN MENU](#)

[Back](#)

[Next](#)

Interactive Media

Advertising Managers (North West - England)



RETURN BACK TO MAIN MENU

Back

Next

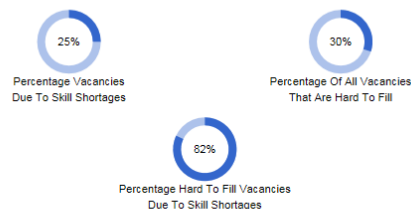
Interactive Media

Advertising Managers (Yorkshire and The Humber)

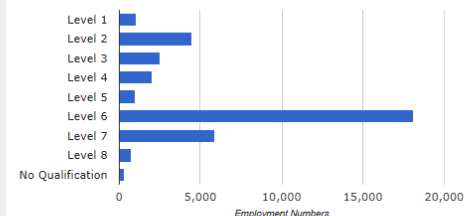
Employment Change (2017 - 2024)



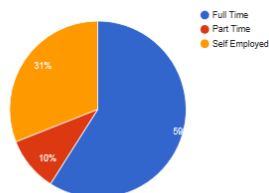
Skill Shortage Vacancies (National)



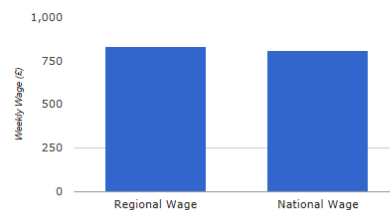
Qualification Level (National)



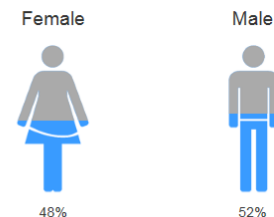
Employment Status (National)



Weekly Wage



Gender (National)



RETURN BACK TO MAIN MENU

Back

Next

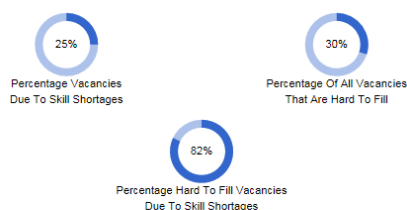
Interactive Media

Advertising Managers (East Midlands - England)

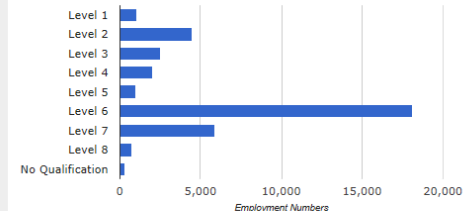
Employment Change (2017 - 2024)



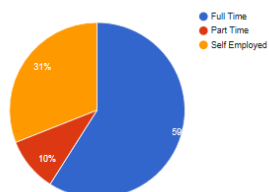
Skill Shortage Vacancies (National)



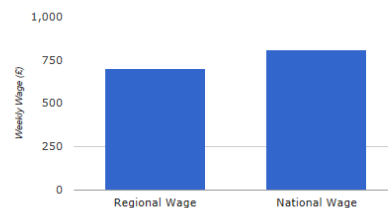
Qualification Level (National)



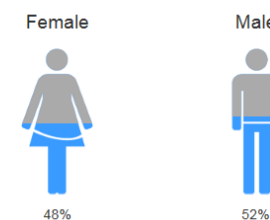
Employment Status (National)



Weekly Wage



Gender (National)



RETURN BACK TO MAIN MENU

Back

Next

Interactive Media

Advertising Managers (West Midlands - England)



RETURN BACK TO MAIN MENU

Back

Next

Interactive Media

Advertising Managers (East of England)



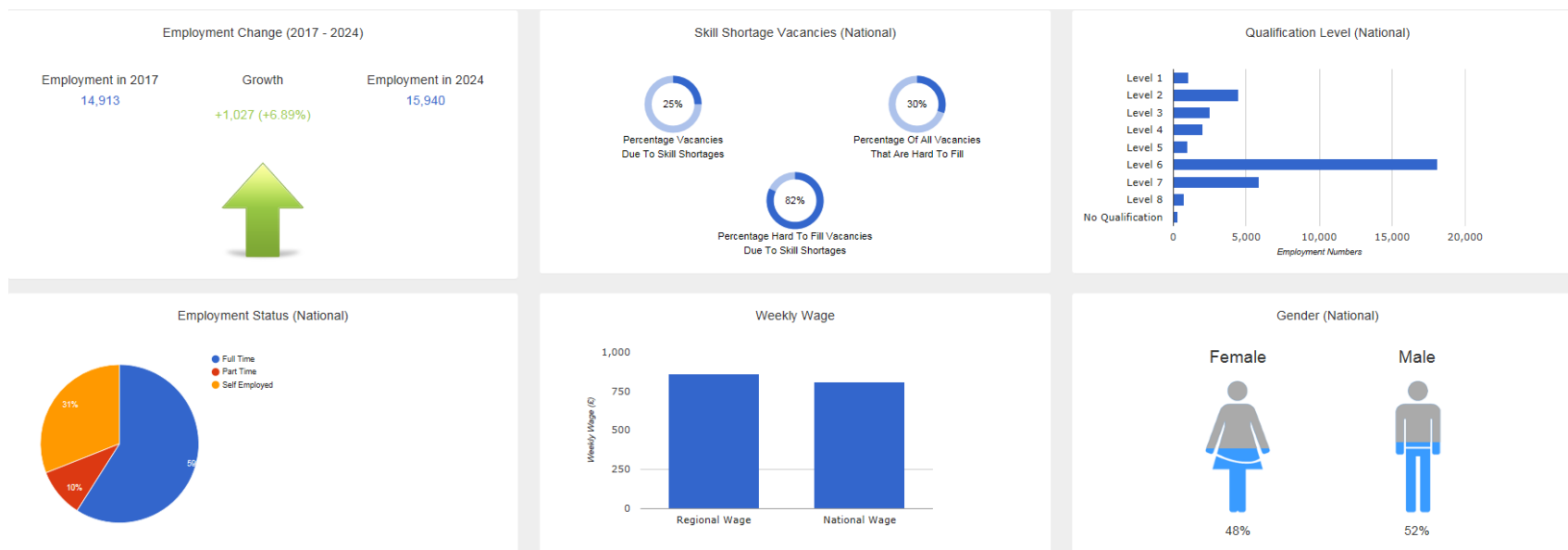
RETURN BACK TO MAIN MENU

Back

Next

Interactive Media

Advertising Managers (London)



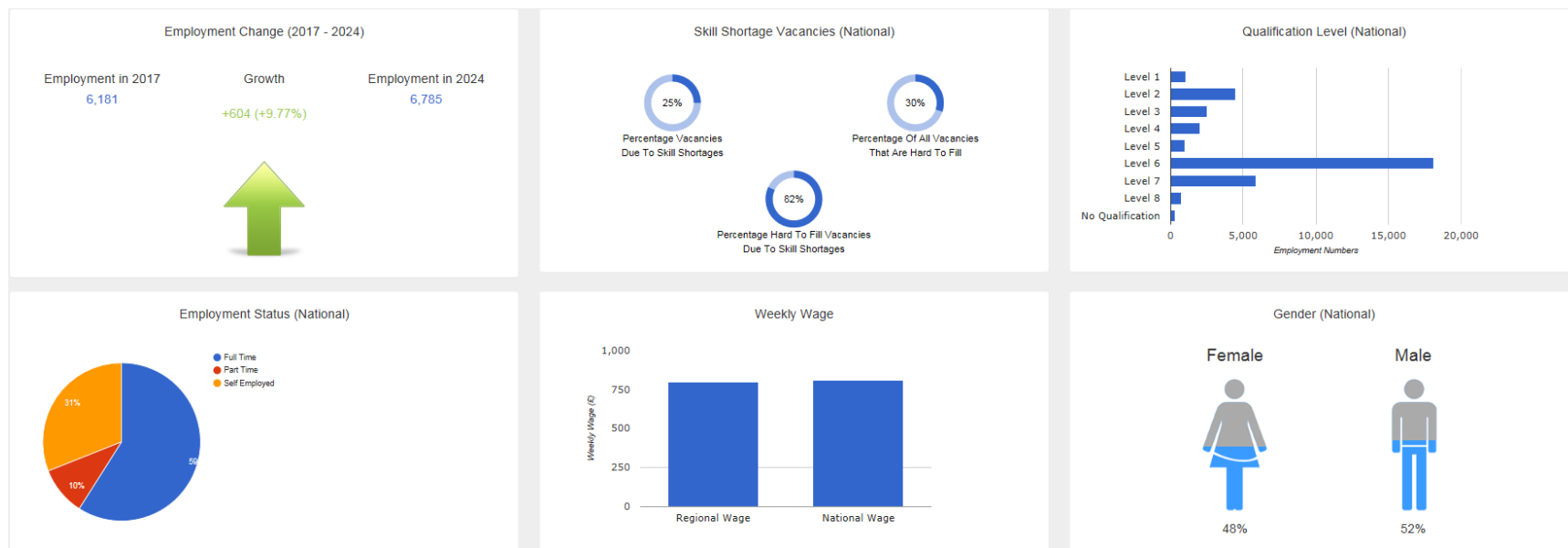
[RETURN BACK TO MAIN MENU](#)

[Back](#)

[Next](#)

Interactive Media

Advertising Managers (South East - England)



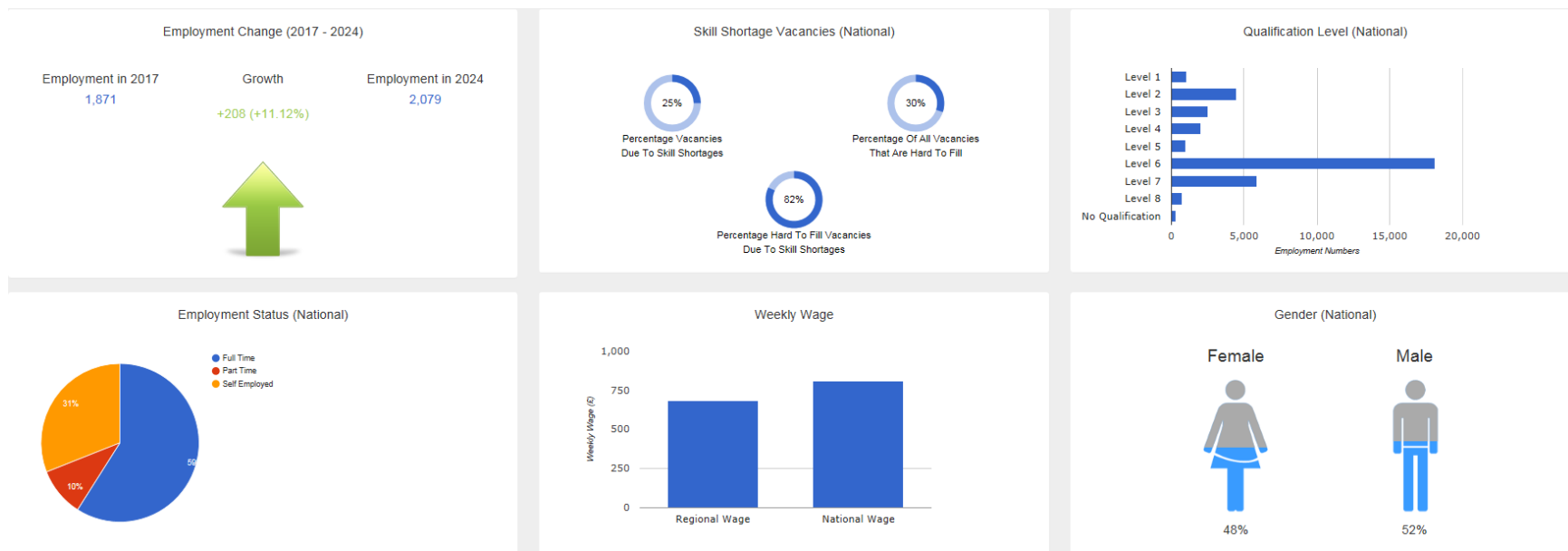
RETURN BACK TO MAIN MENU

Back

Next

Interactive Media

Advertising Managers (South West - England)



[RETURN BACK TO MAIN MENU](#)

[Back](#)

[Next](#)

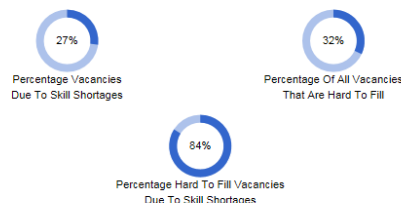
Interactive Media

Photography (North East - England)

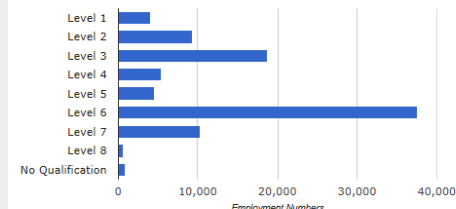
Employment Change (2017 - 2024)



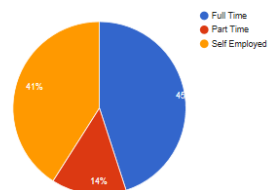
Skill Shortage Vacancies (National)



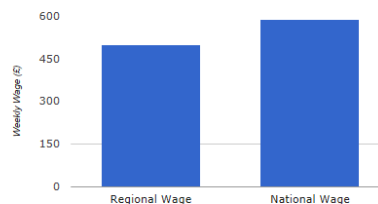
Qualification Level (National)



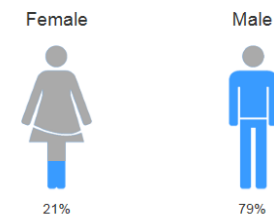
Employment Status (National)



Weekly Wage



Gender (National)



RETURN BACK TO MAIN MENU

Back

Next

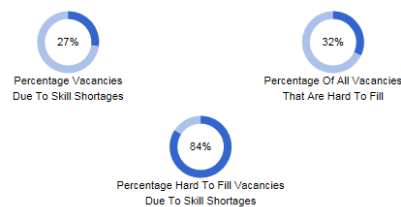
Interactive Media

Photography (North West - England)

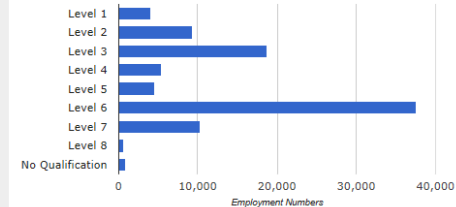
Employment Change (2017 - 2024)



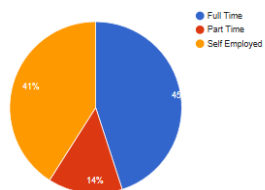
Skill Shortage Vacancies (National)



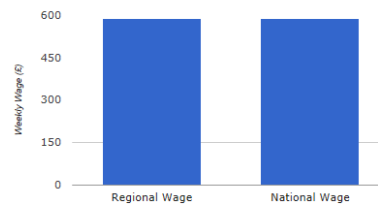
Qualification Level (National)



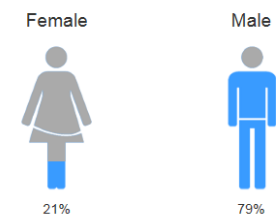
Employment Status (National)



Weekly Wage



Gender (National)



RETURN BACK TO MAIN MENU

Back

Next

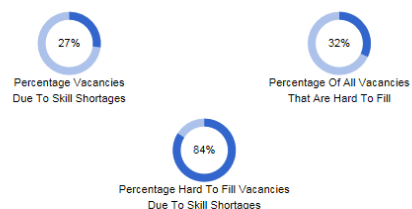
Interactive Media

Photography (Yorkshire and The Humber)

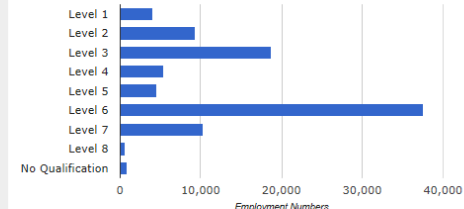
Employment Change (2017 - 2024)



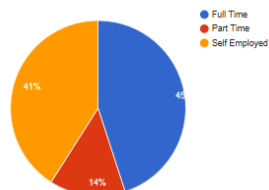
Skill Shortage Vacancies (National)



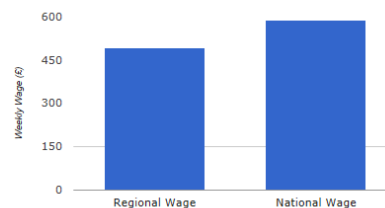
Qualification Level (National)



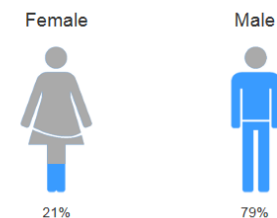
Employment Status (National)



Weekly Wage



Gender (National)



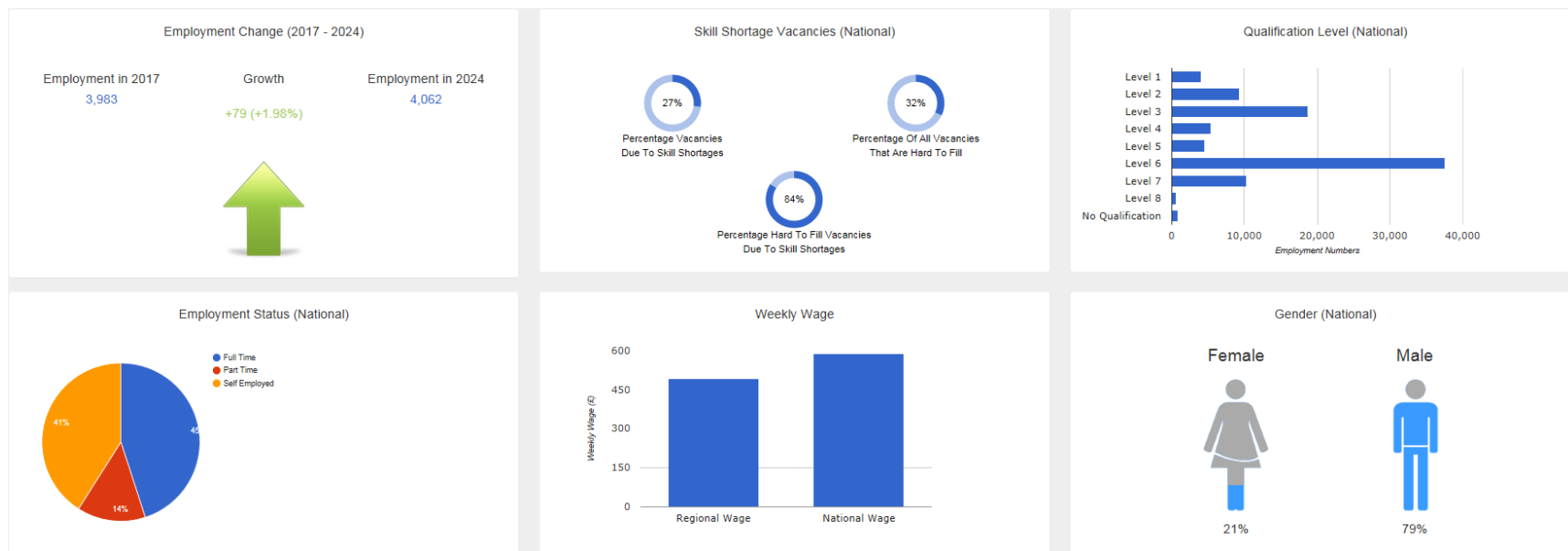
RETURN BACK TO MAIN MENU

Back

Next

Interactive Media

Photography (East Midlands - England)



[RETURN BACK TO MAIN MENU](#)

[Back](#)

[Next](#)

Interactive Media

Photography (West Midlands - England)



RETURN BACK TO MAIN MENU

Back

Next

Interactive Media

Photography (East of England)



RETURN BACK TO MAIN MENU

Back

Next

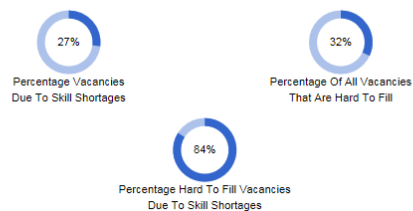
Interactive Media

Photography (London)

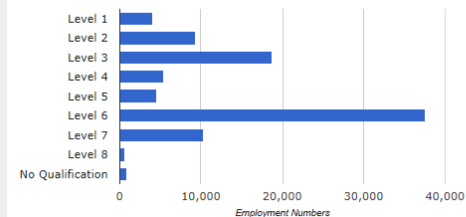
Employment Change (2017 - 2024)



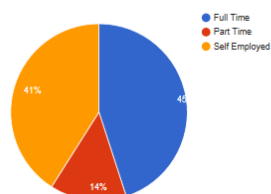
Skill Shortage Vacancies (National)



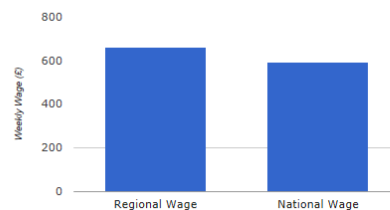
Qualification Level (National)



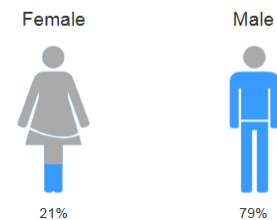
Employment Status (National)



Weekly Wage



Gender (National)



RETURN BACK TO MAIN MENU

Back

Next

Interactive Media

Photography (South East - England)



RETURN BACK TO MAIN MENU

Back

Next

Interactive Media

Photography (South West - England)



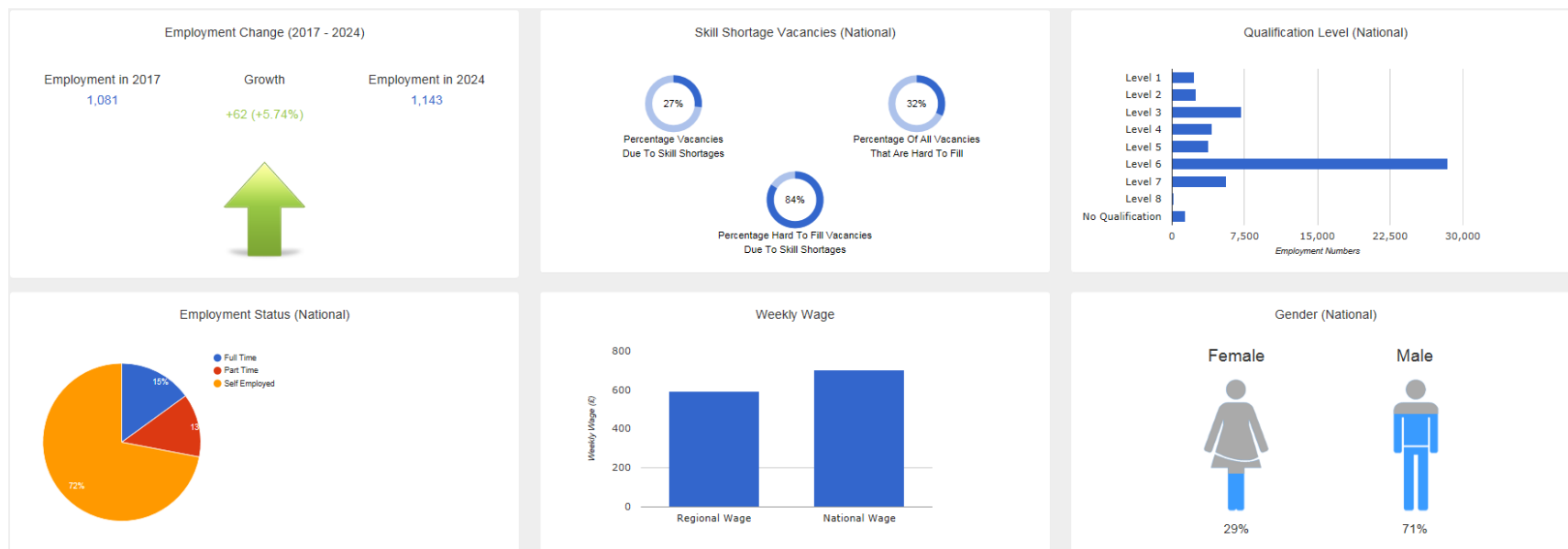
[RETURN BACK TO MAIN MENU](#)

[Back](#)

[Next](#)

Music Technology

Musicians (North East - England)



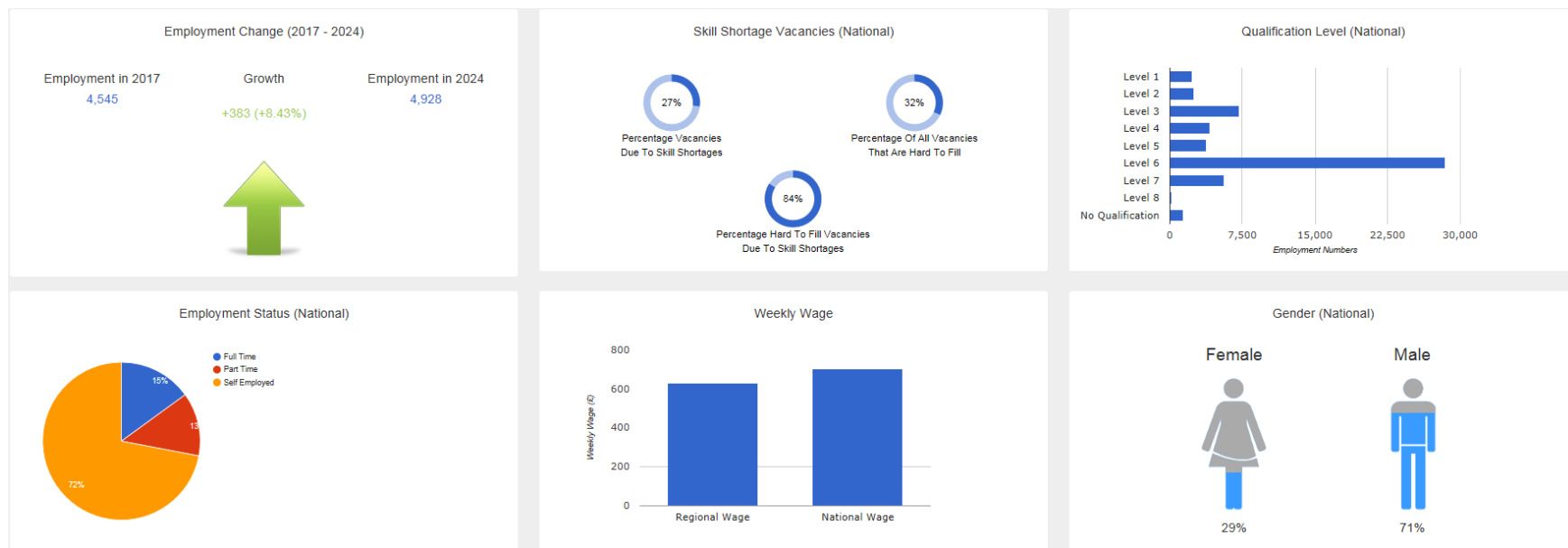
[RETURN BACK TO MAIN MENU](#)

[Back](#)

[Next](#)

Music Technology

Musicians (North West - England)



[RETURN BACK TO MAIN MENU](#)

[Back](#)

[Next](#)

Music Technology

Musicians (Yorkshire and The Humber)

Employment Change (2017 - 2024)

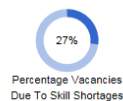
Employment in 2017
2,328

Growth
+96 (+4.12%)

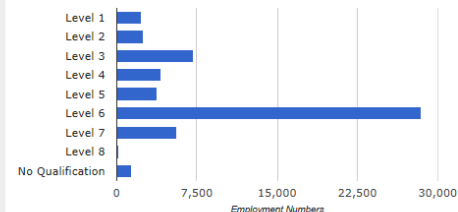
Employment in 2024
2,424



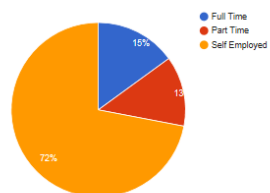
Skill Shortage Vacancies (National)



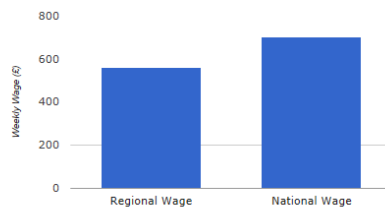
Qualification Level (National)



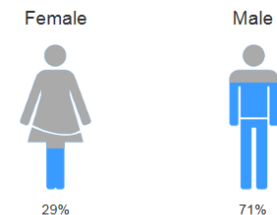
Employment Status (National)



Weekly Wage



Gender (National)



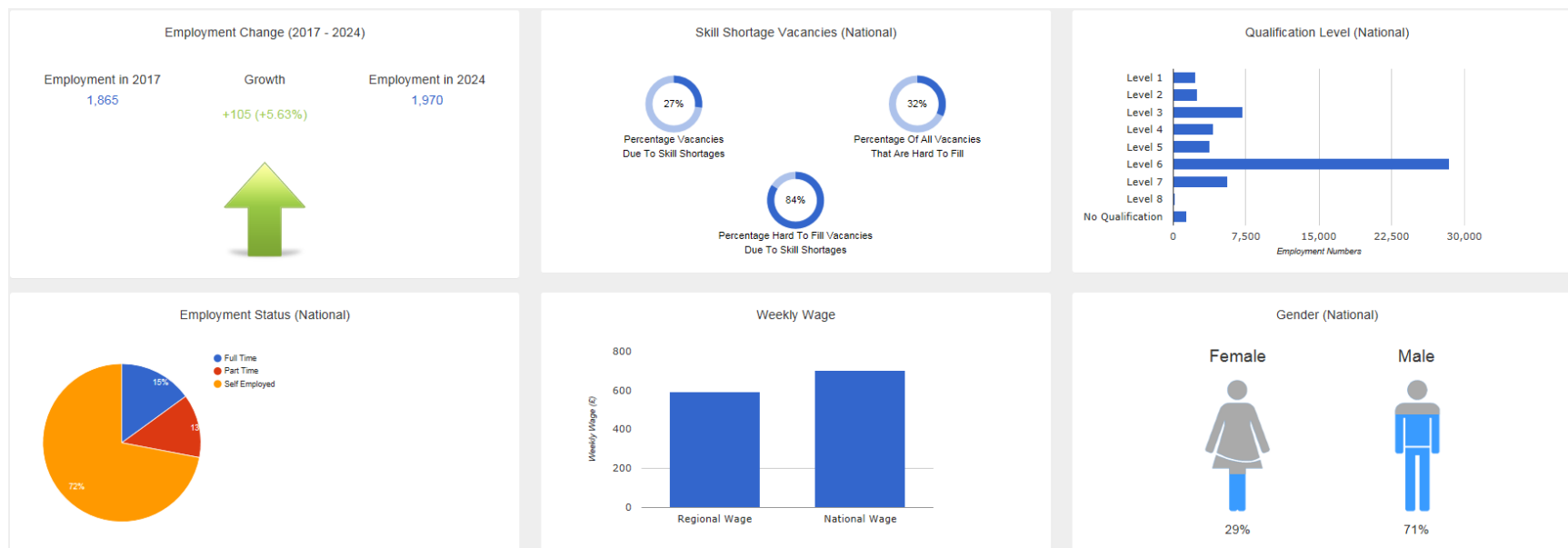
RETURN BACK TO MAIN MENU

Back

Next

Music Technology

Musicians (East Midlands - England)



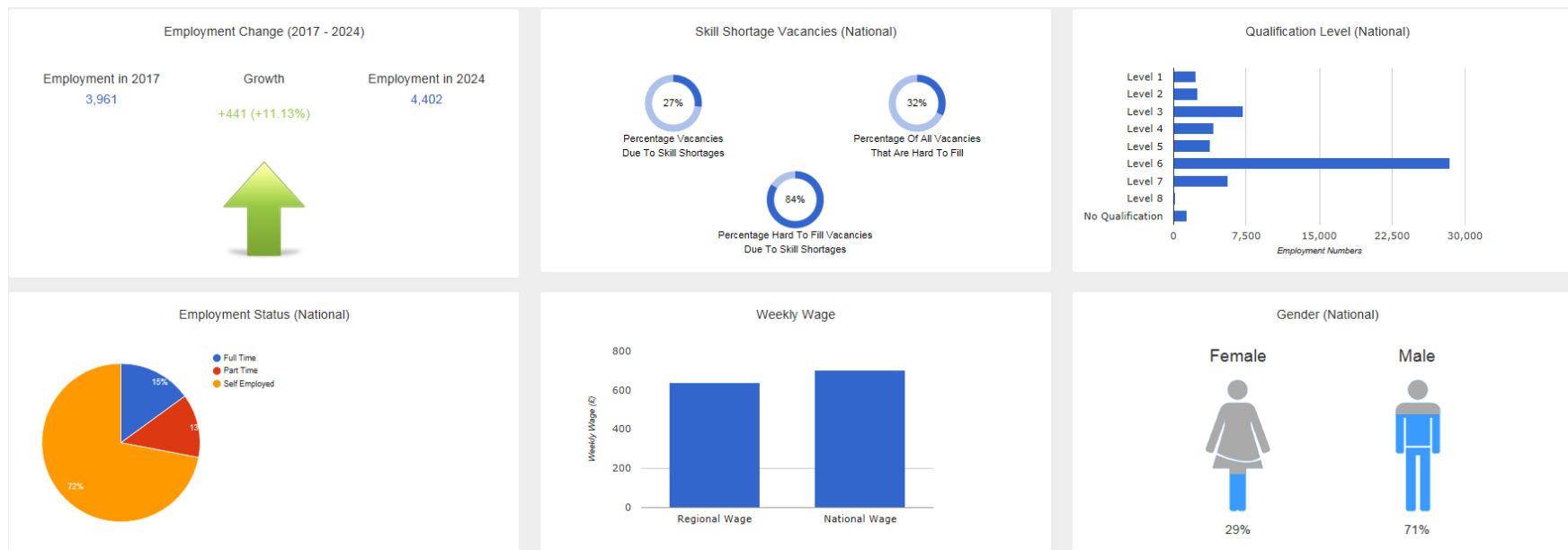
[RETURN BACK TO MAIN MENU](#)

[Back](#)

[Next](#)

Music Technology

Musicians (West Midlands - England)



RETURN BACK TO MAIN MENU

Back

Next

Music Technology

Musicians (East of England)



[RETURN BACK TO MAIN MENU](#)

[Back](#)

[Next](#)

Music Technology

Musicians (London)

Employment Change (2017 - 2024)

Employment in 2017
21,083

Growth
+667 (+3.16%)

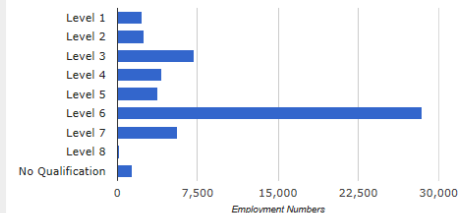
Employment in 2024
21,750



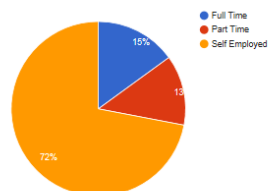
Skill Shortage Vacancies (National)



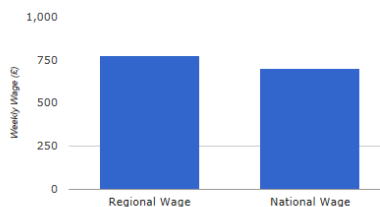
Qualification Level (National)



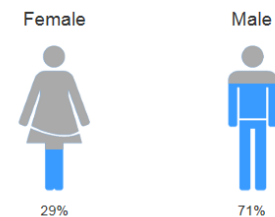
Employment Status (National)



Weekly Wage



Gender (National)



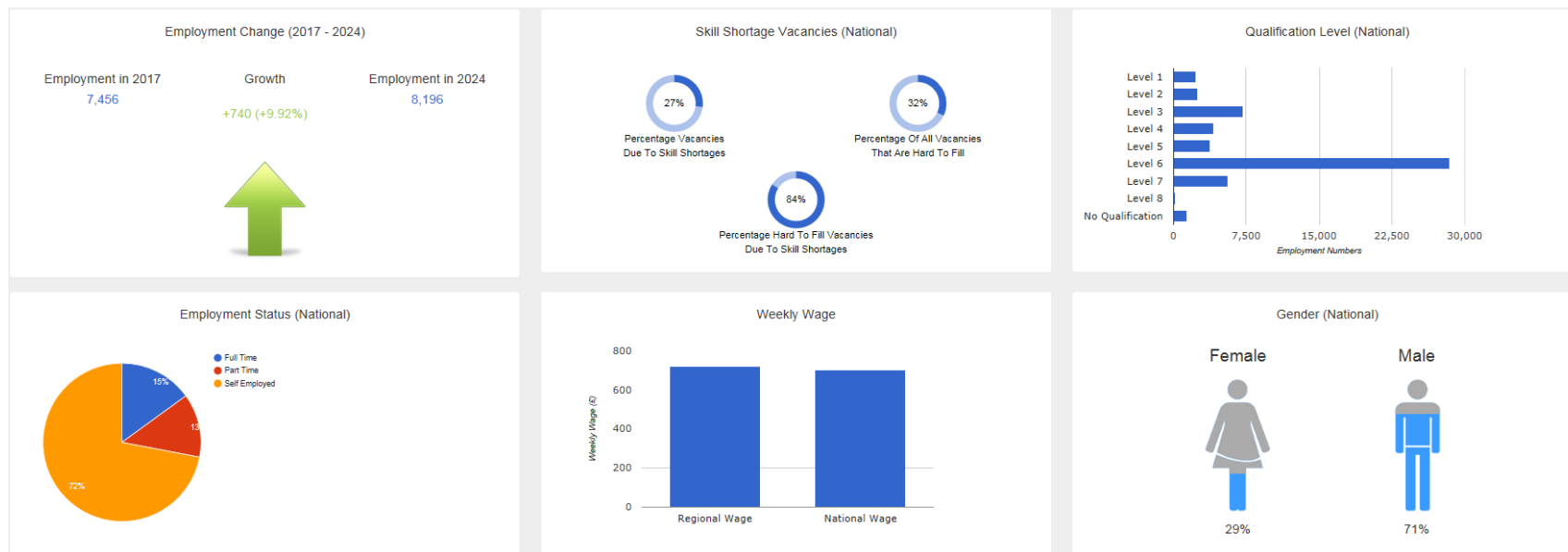
RETURN BACK TO MAIN MENU

Back

Next

Music Technology

Musicians (South East - England)



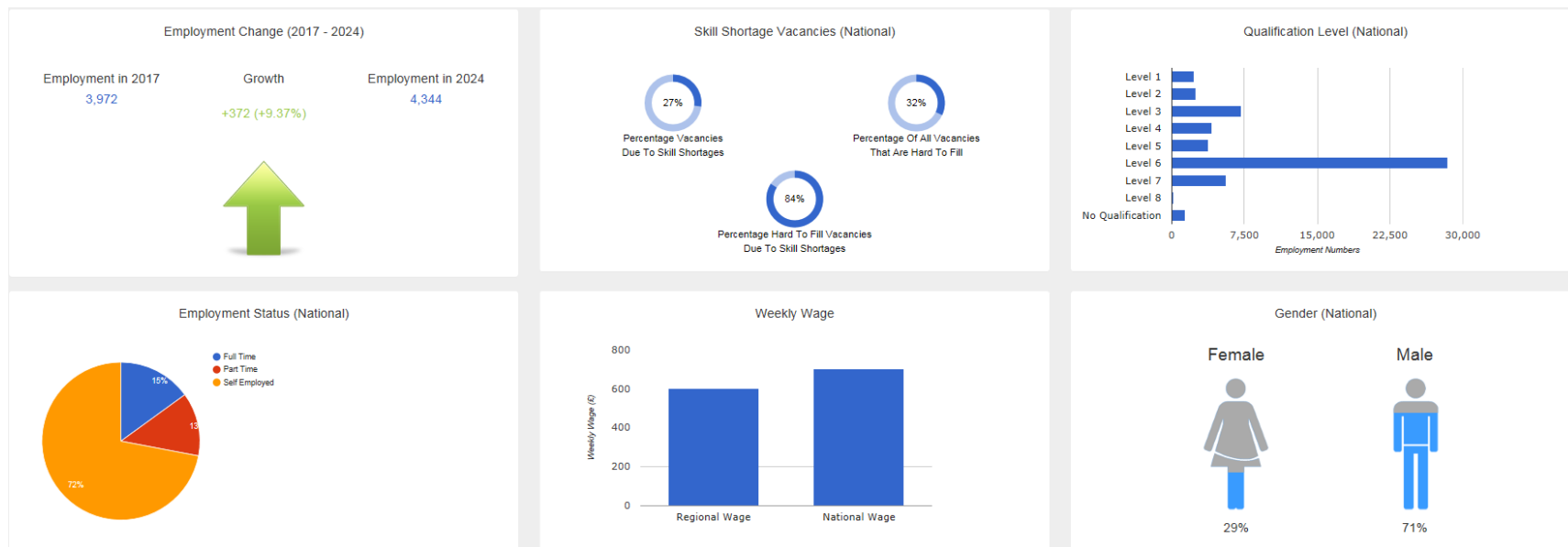
[RETURN BACK TO MAIN MENU](#)

[Back](#)

[Next](#)

Music Technology

Musicians (South West - England)



[RETURN BACK TO MAIN MENU](#)

[Back](#)

[Next](#)

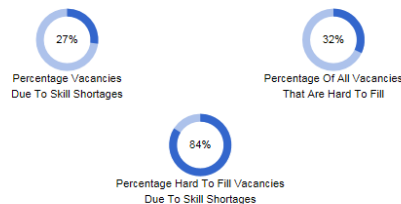
Music Technology

Audio-Visual & Broadcasting Operators (North East - England)

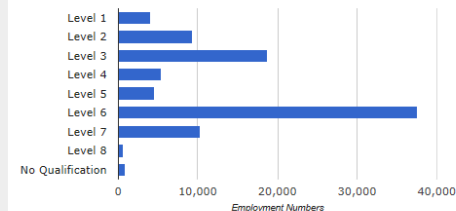
Employment Change (2017 - 2024)



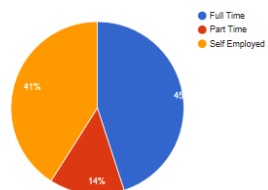
Skill Shortage Vacancies (National)



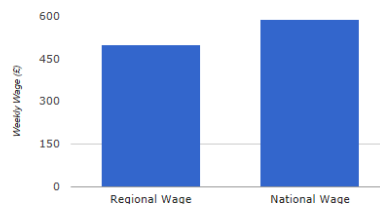
Qualification Level (National)



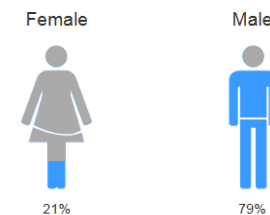
Employment Status (National)



Weekly Wage



Gender (National)



RETURN BACK TO MAIN MENU

Back

Next

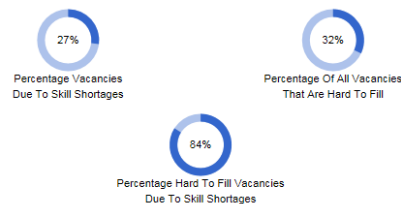
Music Technology

Audio-Visual & Broadcasting Operators (North West - England)

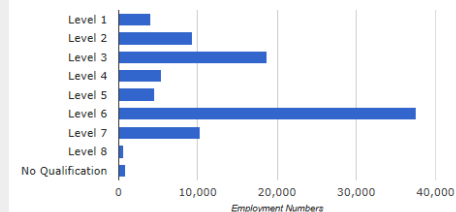
Employment Change (2017 - 2024)



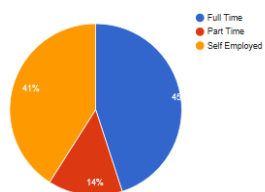
Skill Shortage Vacancies (National)



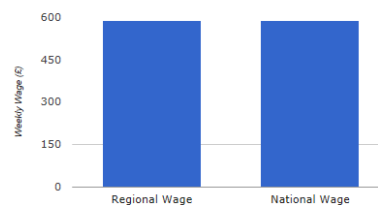
Qualification Level (National)



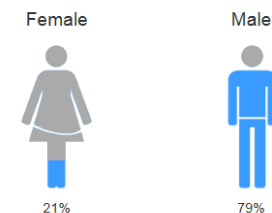
Employment Status (National)



Weekly Wage



Gender (National)



RETURN BACK TO MAIN MENU

Back

Next

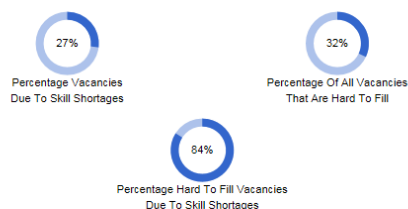
Music Technology

Audio-Visual & Broadcasting Operators (Yorkshire and The Humber)

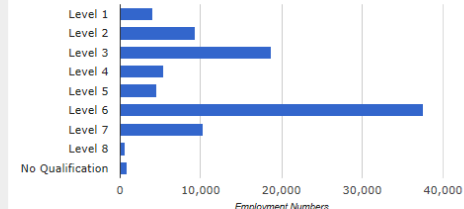
Employment Change (2017 - 2024)



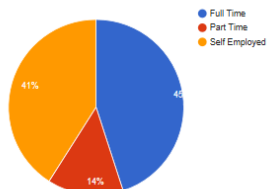
Skill Shortage Vacancies (National)



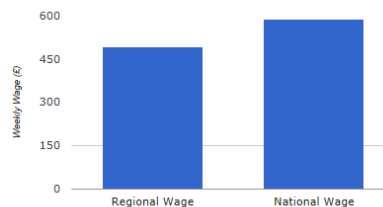
Qualification Level (National)



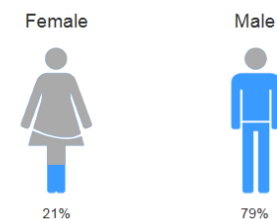
Employment Status (National)



Weekly Wage



Gender (National)



[RETURN BACK TO MAIN MENU](#)

[Back](#)

[Next](#)

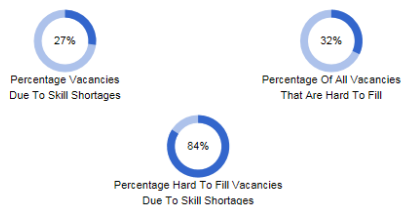
Music Technology

Audio-Visual & Broadcasting Operators (East Midlands - England)

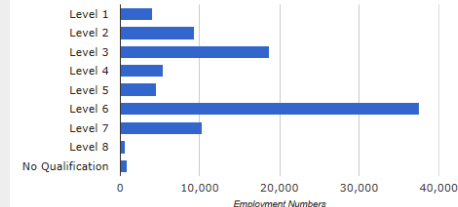
Employment Change (2017 - 2024)



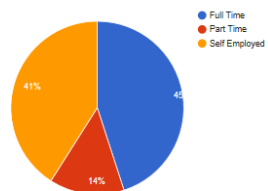
Skill Shortage Vacancies (National)



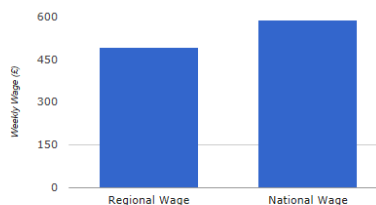
Qualification Level (National)



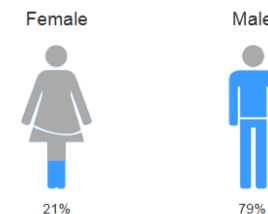
Employment Status (National)



Weekly Wage



Gender (National)



RETURN BACK TO MAIN MENU

Back

Next

Music Technology

Audio-Visual & Broadcasting Operators (West Midlands - England)



[RETURN BACK TO MAIN MENU](#)

[Back](#)

[Next](#)

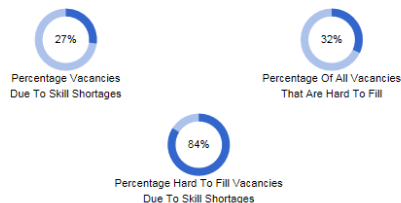
Music Technology

Audio-Visual & Broadcasting Operators (East of England)

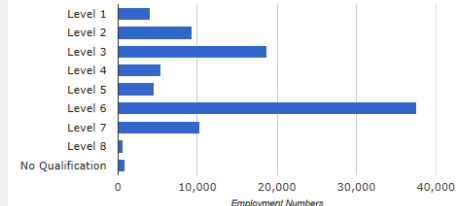
Employment Change (2017 - 2024)



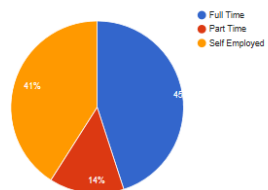
Skill Shortage Vacancies (National)



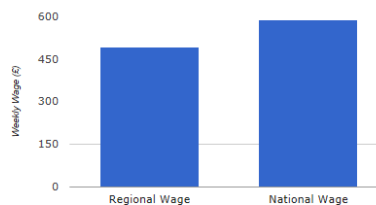
Qualification Level (National)



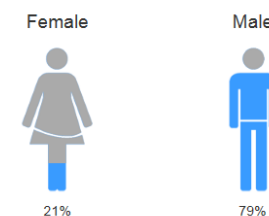
Employment Status (National)



Weekly Wage



Gender (National)



RETURN BACK TO MAIN MENU

Back

Next

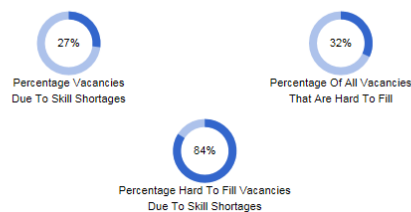
Music Technology

Audio-Visual & Broadcasting Operators (London)

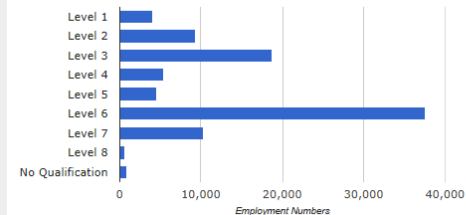
Employment Change (2017 - 2024)



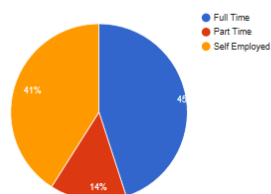
Skill Shortage Vacancies (National)



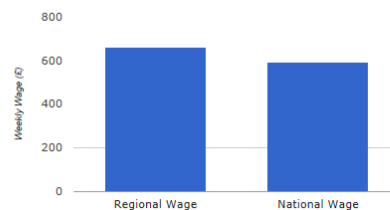
Qualification Level (National)



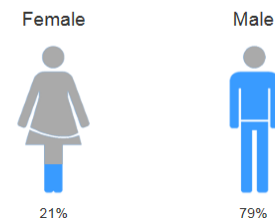
Employment Status (National)



Weekly Wage



Gender (National)



RETURN BACK TO MAIN MENU

Back

Next

Music Technology

Audio-Visual & Broadcasting Operators (South East - England)

Employment Change (2017 - 2024)

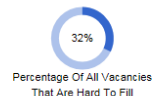
Employment in 2017
11,451

Growth
+536 (+4.68%)

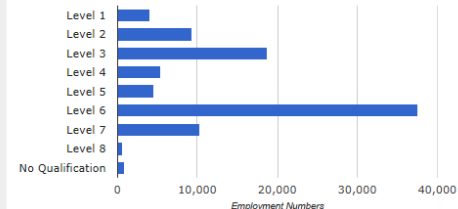
Employment in 2024
11,987



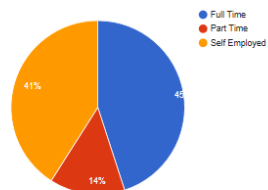
Skill Shortage Vacancies (National)



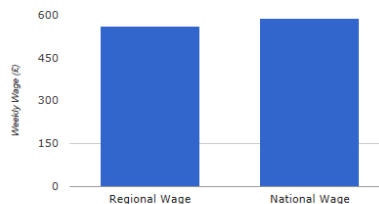
Qualification Level (National)



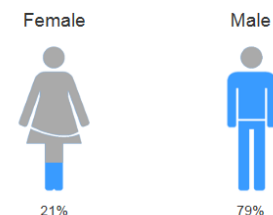
Employment Status (National)



Weekly Wage



Gender (National)



RETURN BACK TO MAIN MENU

Back

Next

Music Technology

Audio-Visual & Broadcasting Operators (South West - England)

Employment Change (2017 - 2024)

Employment in 2017
5,669

Growth
+96 (+1.69%)

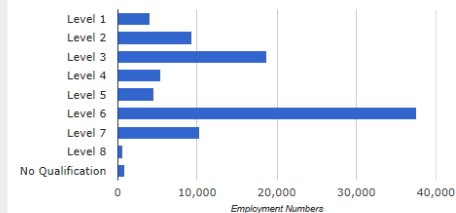
Employment in 2024
5,765



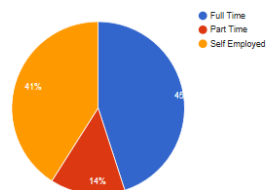
Skill Shortage Vacancies (National)



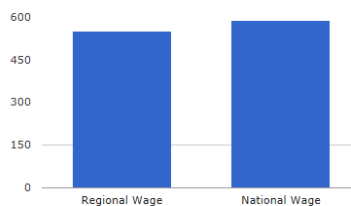
Qualification Level (National)



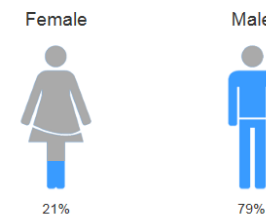
Employment Status (National)



Weekly Wage



Gender (National)



[RETURN BACK TO MAIN MENU](#)

[Back](#)

[Next](#)

Music Technology

Music Producers & Directors (North East - England)



[RETURN BACK TO MAIN MENU](#)

[Back](#)

[Next](#)

Music Technology

Music Producers & Directors (North West - England)



[RETURN BACK TO MAIN MENU](#)

[Back](#)

[Next](#)

Music Technology

Music Producers & Directors (Yorkshire and The Humber)

Employment Change (2017 - 2024)

Employment in 2017
3,090

Growth
+256 (+8.28%)

Employment in 2024
3,346



Skill Shortage Vacancies (National)



Percentage Vacancies
Due To Skill Shortages

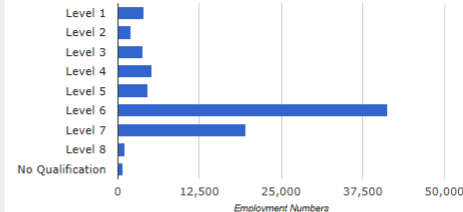


Percentage Of All Vacancies
That Are Hard To Fill

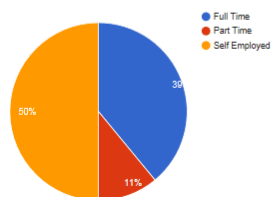


Percentage Hard To Fill Vacancies
Due To Skill Shortages

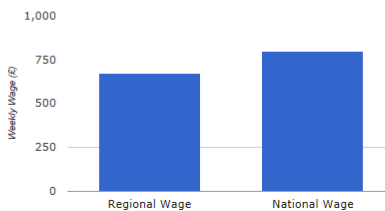
Qualification Level (National)



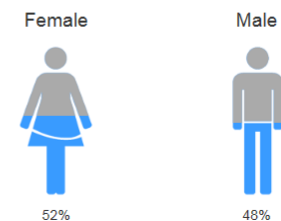
Employment Status (National)



Weekly Wage



Gender (National)



[RETURN BACK TO MAIN MENU](#)

[Back](#)

[Next](#)

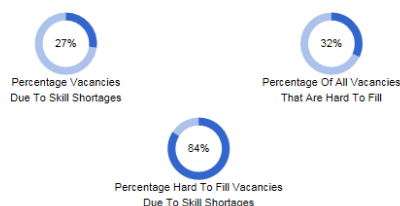
Music Technology

Music Producers & Directors (East Midlands - England)

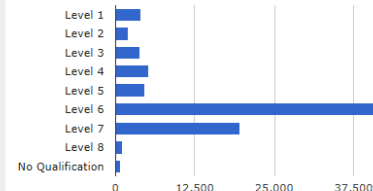
Employment Change (2017 - 2024)



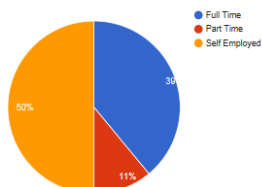
Skill Shortage Vacancies (National)



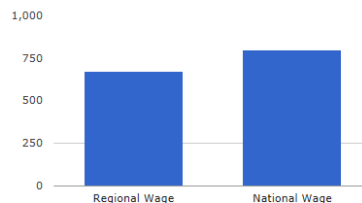
Qualification Level (National)



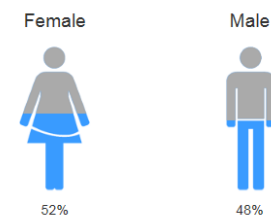
Employment Status (National)



Weekly Wage



Gender (National)



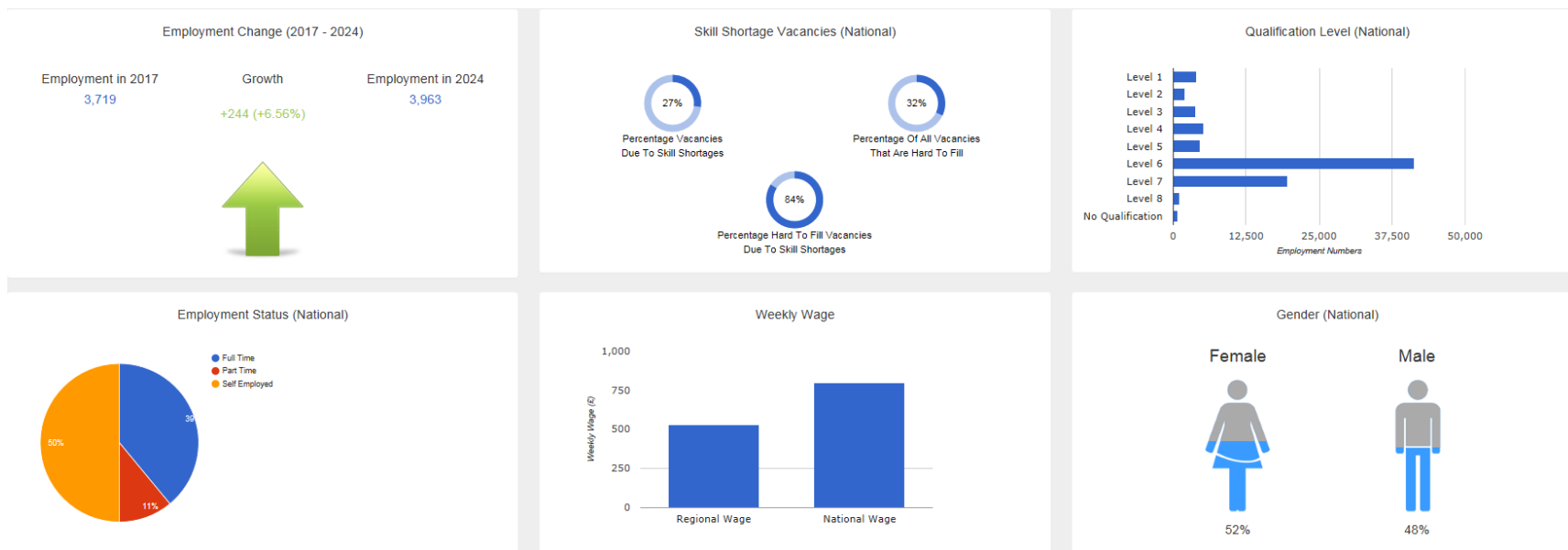
RETURN BACK TO MAIN MENU

Back

Next

Music Technology

Music Producers & Directors (West Midlands - England)



[RETURN BACK TO MAIN MENU](#)

[Back](#)

[Next](#)

Music Technology

Music Producers & Directors (East of England)



[RETURN BACK TO MAIN MENU](#)

[Back](#)

[Next](#)

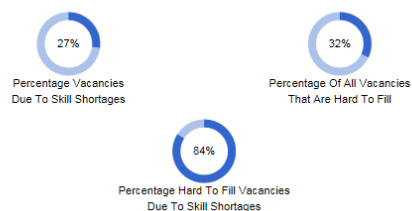
Music Technology

Music Producers & Directors (London)

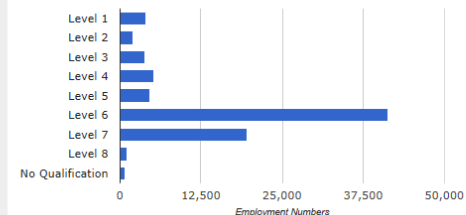
Employment Change (2017 - 2024)



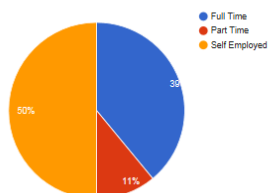
Skill Shortage Vacancies (National)



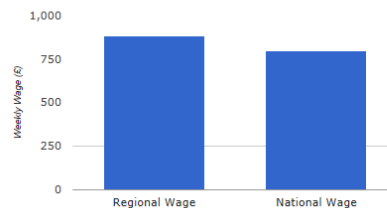
Qualification Level (National)



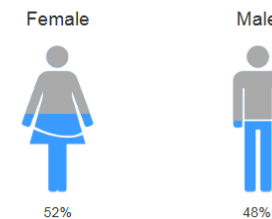
Employment Status (National)



Weekly Wage



Gender (National)



RETURN BACK TO MAIN MENU

Back

Next

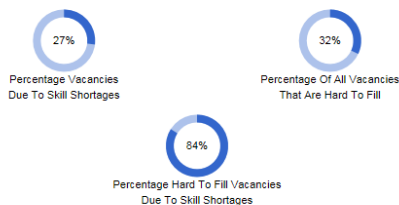
Music Technology

Music Producers & Directors (South East - England)

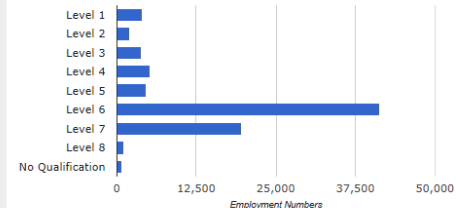
Employment Change (2017 - 2024)



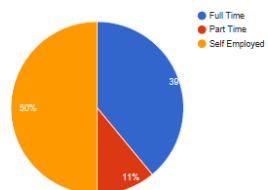
Skill Shortage Vacancies (National)



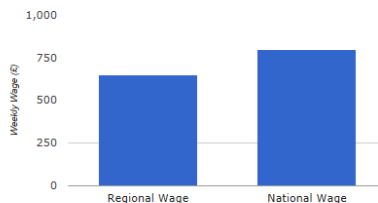
Qualification Level (National)



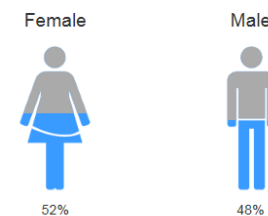
Employment Status (National)



Weekly Wage



Gender (National)



[RETURN BACK TO MAIN MENU](#)

[Back](#)

[Next](#)

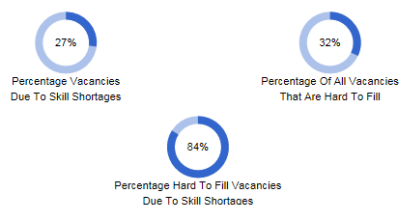
Music Technology

Music Producers & Directors (South West - England)

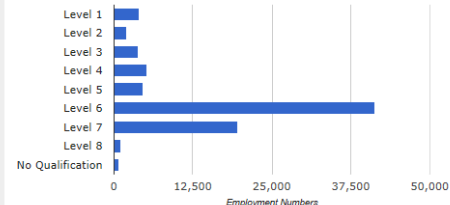
Employment Change (2017 - 2024)



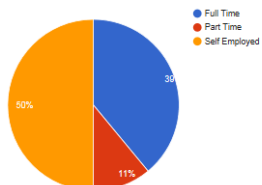
Skill Shortage Vacancies (National)



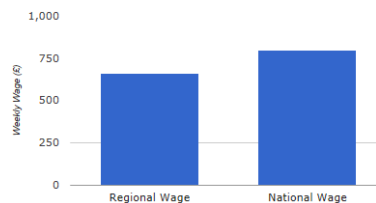
Qualification Level (National)



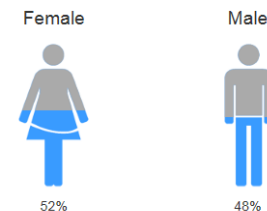
Employment Status (National)



Weekly Wage



Gender (National)



RETURN BACK TO MAIN MENU

Back

Next

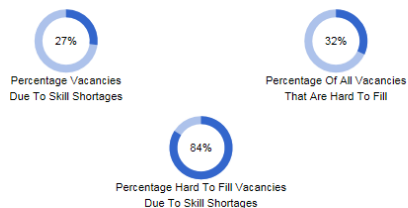
Performance Skills

Dancers and Choreographers (North East - England)

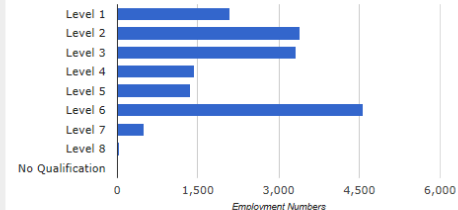
Employment Change (2017 - 2024)



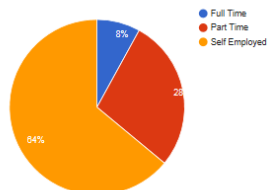
Skill Shortage Vacancies (National)



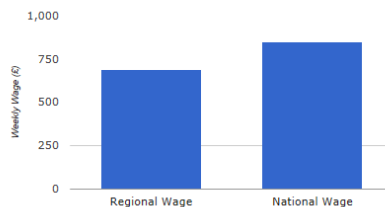
Qualification Level (National)



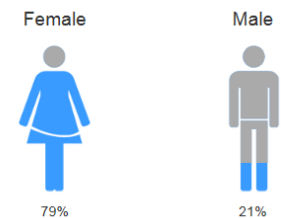
Employment Status (National)



Weekly Wage



Gender (National)



[RETURN BACK TO MAIN MENU](#)

[Back](#)

[Next](#)

Performance Skills

Dancers and Choreographers (North West - England)



[RETURN BACK TO MAIN MENU](#)

[Back](#)

[Next](#)

Performance Skills

Dancers and Choreographers (Yorkshire and The Humber)



[RETURN BACK TO MAIN MENU](#)

[Back](#)

[Next](#)

Performance Skills

Dancers and Choreographers (East Midlands - England)

Employment Change (2017 - 2024)

Employment in 2017
839

Growth
-3 (-0.36%)

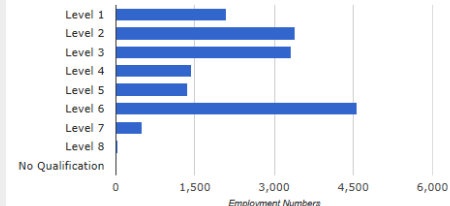
Employment in 2024
836



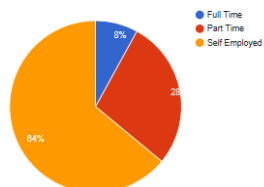
Skill Shortage Vacancies (National)



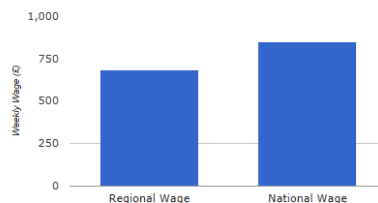
Qualification Level (National)



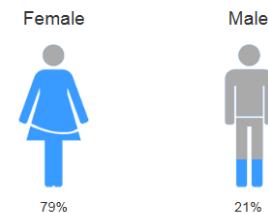
Employment Status (National)



Weekly Wage



Gender (National)



RETURN BACK TO MAIN MENU

Back

Next

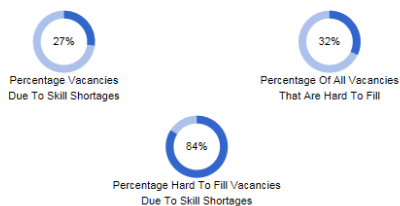
Performance Skills

Dancers and Choreographers (West Midlands - England)

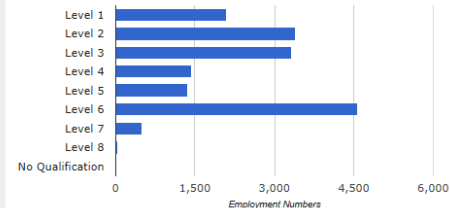
Employment Change (2017 - 2024)



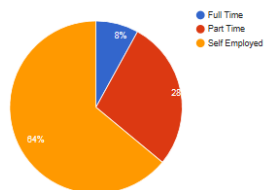
Skill Shortage Vacancies (National)



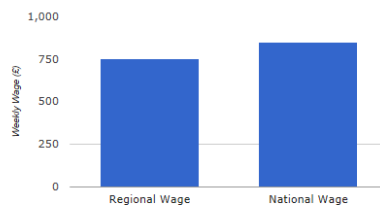
Qualification Level (National)



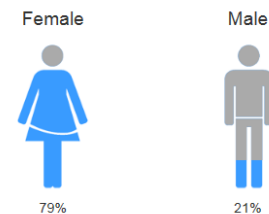
Employment Status (National)



Weekly Wage



Gender (National)



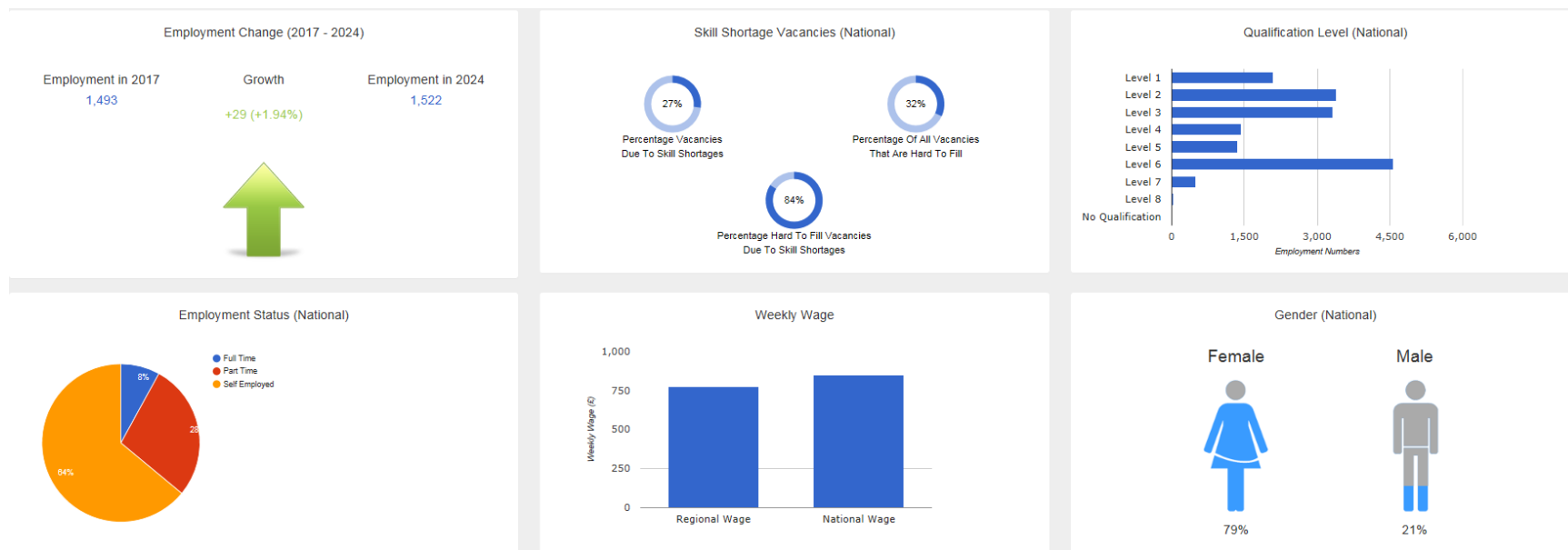
RETURN BACK TO MAIN MENU

Back

Next

Performance Skills

Dancers and Choreographers (East of England)



[RETURN BACK TO MAIN MENU](#)

[Back](#)

[Next](#)

Performance Skills

Dancers and Choreographers (London)

Employment Change (2017 - 2024)

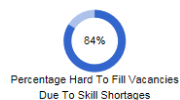
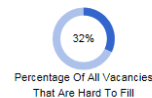
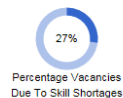
Employment in 2017
4,780

Growth
+511 (+10.69%)

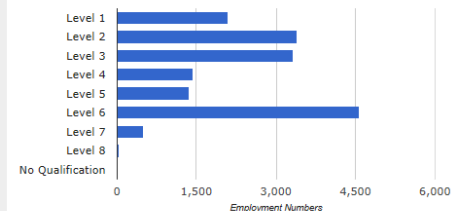
Employment in 2024
5,291



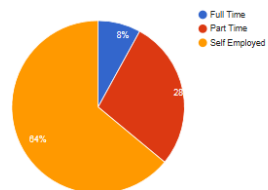
Skill Shortage Vacancies (National)



Qualification Level (National)



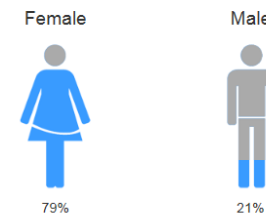
Employment Status (National)



Weekly Wage



Gender (National)



RETURN BACK TO MAIN MENU

Back

Next

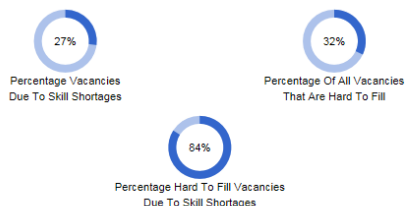
Performance Skills

Dancers and Choreographers (South East - England)

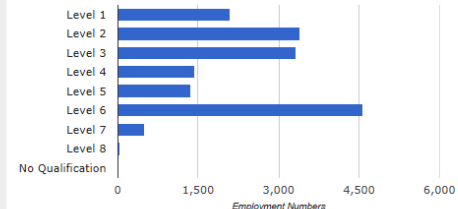
Employment Change (2017 - 2024)



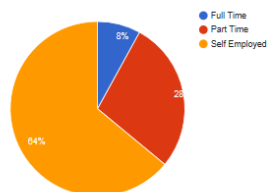
Skill Shortage Vacancies (National)



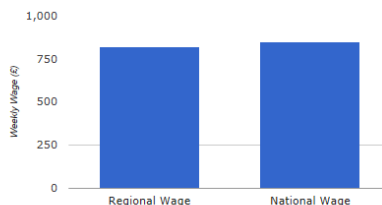
Qualification Level (National)



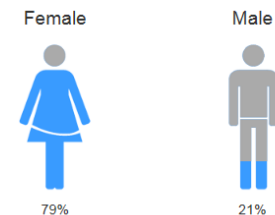
Employment Status (National)



Weekly Wage



Gender (National)



RETURN BACK TO MAIN MENU

Back

Next

Performance Skills

Dancers and Choreographers (South West - England)

Employment Change (2017 - 2024)

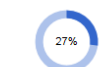
Employment in 2017
1,398

Growth
+99 (+7.08%)

Employment in 2024
1,497



Skill Shortage Vacancies (National)



Percentage Vacancies
Due To Skill Shortages

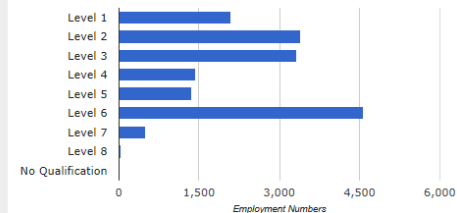


Percentage Of All Vacancies
That Are Hard To Fill

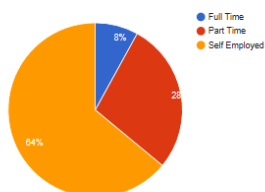


Percentage Hard To Fill Vacancies
Due To Skill Shortages

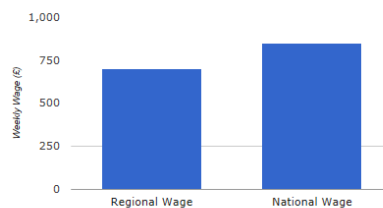
Qualification Level (National)



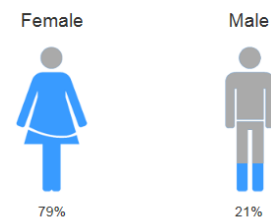
Employment Status (National)



Weekly Wage



Gender (National)



[RETURN BACK TO MAIN MENU](#)

[Back](#)

[Next](#)

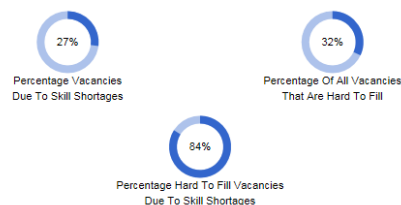
Performance Skills

Actors, Entertainers and Presenters (North East - England)

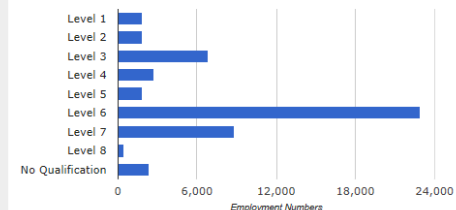
Employment Change (2017 - 2024)



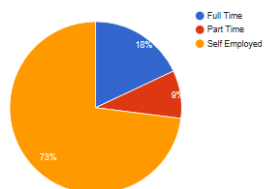
Skill Shortage Vacancies (National)



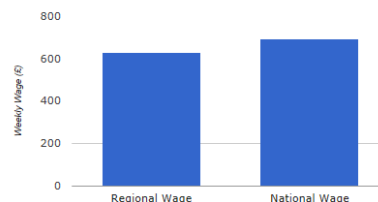
Qualification Level (National)



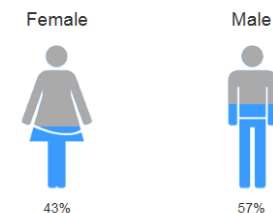
Employment Status (National)



Weekly Wage



Gender (National)



RETURN BACK TO MAIN MENU

Back

Next

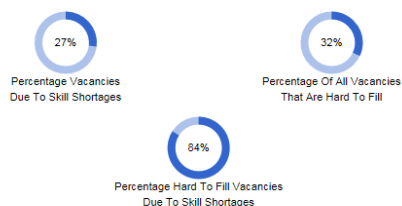
Performance Skills

Actors, Entertainers and Presenters (North West - England)

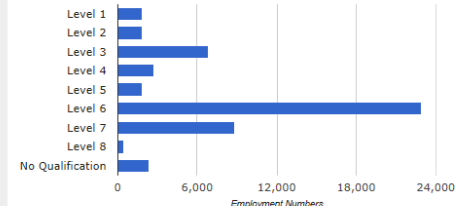
Employment Change (2017 - 2024)



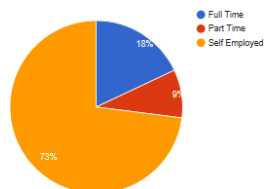
Skill Shortage Vacancies (National)



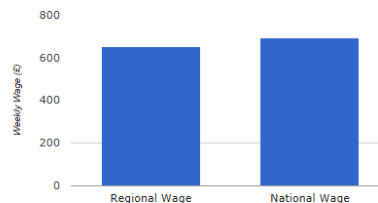
Qualification Level (National)



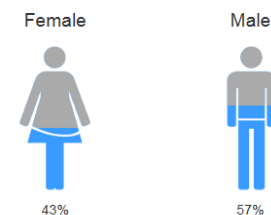
Employment Status (National)



Weekly Wage



Gender (National)



RETURN BACK TO MAIN MENU

Back

Next

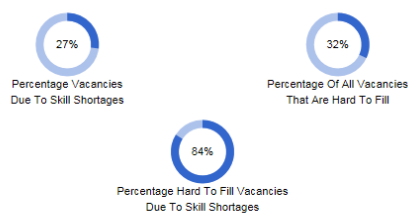
Performance Skills

Actors, Entertainers and Presenters (Yorkshire and The Humber)

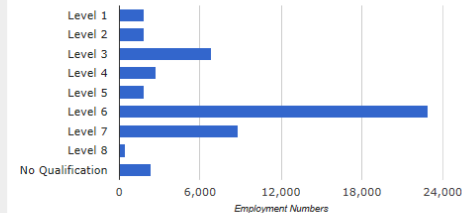
Employment Change (2017 - 2024)



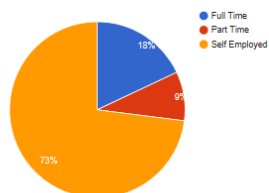
Skill Shortage Vacancies (National)



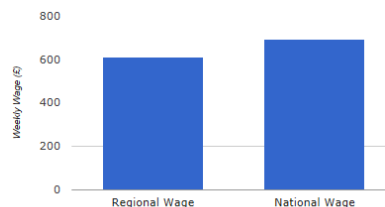
Qualification Level (National)



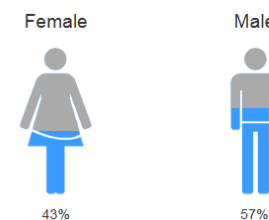
Employment Status (National)



Weekly Wage



Gender (National)



RETURN BACK TO MAIN MENU

Back

Next

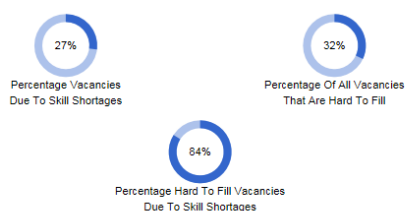
Performance Skills

Actors, Entertainers and Presenters (East Midlands - England)

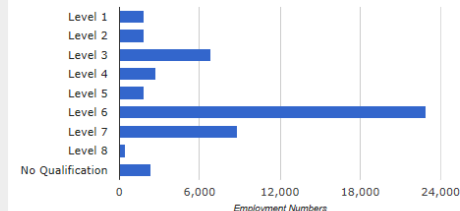
Employment Change (2017 - 2024)



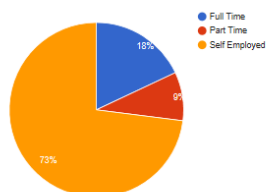
Skill Shortage Vacancies (National)



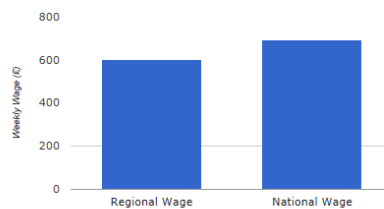
Qualification Level (National)



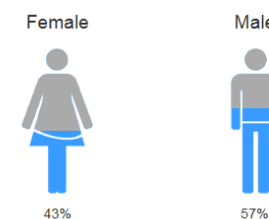
Employment Status (National)



Weekly Wage



Gender (National)



[RETURN BACK TO MAIN MENU](#)

[Back](#)

[Next](#)

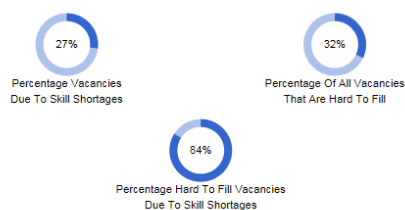
Performance Skills

Actors, Entertainers and Presenters (West Midlands - England)

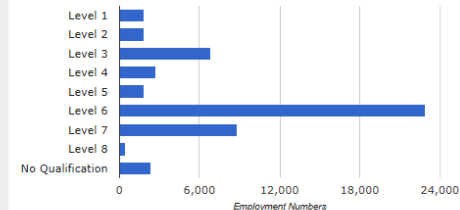
Employment Change (2017 - 2024)



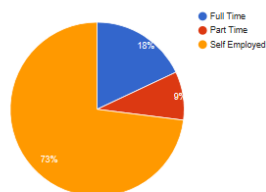
Skill Shortage Vacancies (National)



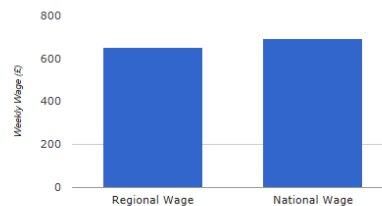
Qualification Level (National)



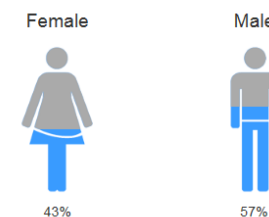
Employment Status (National)



Weekly Wage



Gender (National)



RETURN BACK TO MAIN MENU

Back

Next

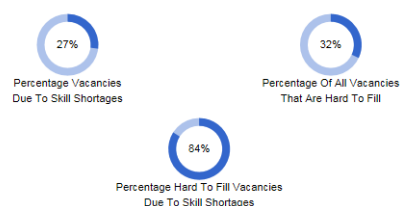
Performance Skills

Actors, Entertainers and Presenters (East of England)

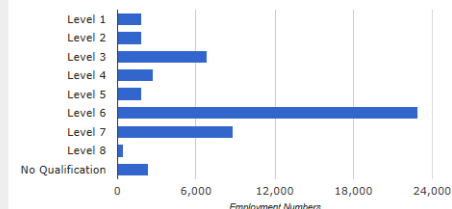
Employment Change (2017 - 2024)



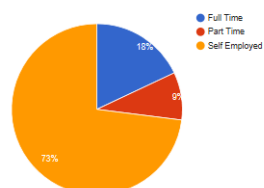
Skill Shortage Vacancies (National)



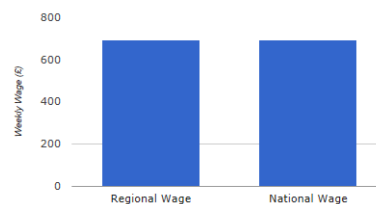
Qualification Level (National)



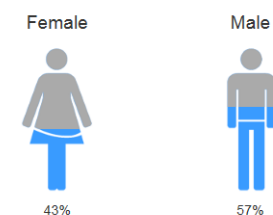
Employment Status (National)



Weekly Wage



Gender (National)



RETURN BACK TO MAIN MENU

Back

Next

Performance Skills

Actors, Entertainers and Presenters (London)

Employment Change (2017 - 2024)

Employment in 2017
14,896

Growth
+395 (+2.65%)

Employment in 2024
15,291



Skill Shortage Vacancies (National)



Percentage Vacancies
Due To Skill Shortages

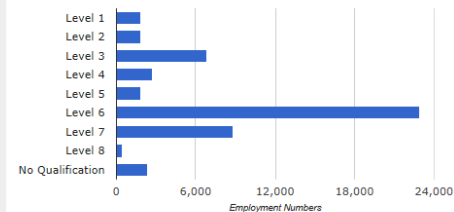


Percentage Of All Vacancies
That Are Hard To Fill

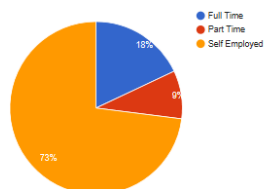


Percentage Hard To Fill Vacancies
Due To Skill Shortages

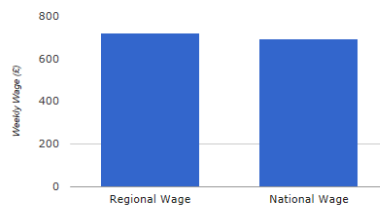
Qualification Level (National)



Employment Status (National)



Weekly Wage



Gender (National)



RETURN BACK TO MAIN MENU

Back

Next

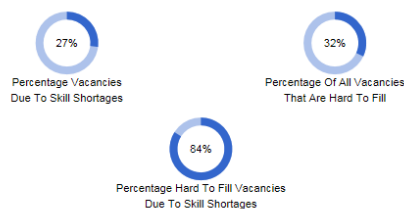
Performance Skills

Actors, Entertainers and Presenters (South East - England)

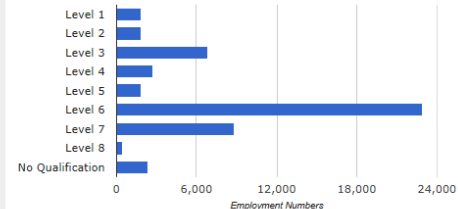
Employment Change (2017 - 2024)



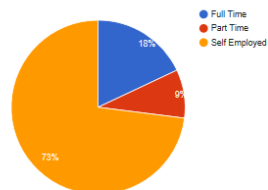
Skill Shortage Vacancies (National)



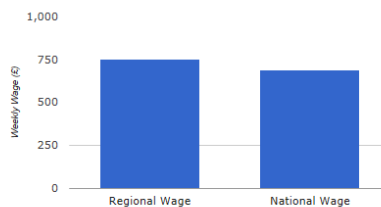
Qualification Level (National)



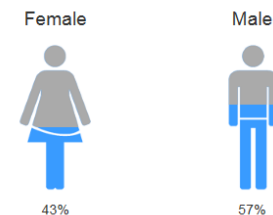
Employment Status (National)



Weekly Wage



Gender (National)



RETURN BACK TO MAIN MENU

Back

Next

Performance Skills

Actors, Entertainers and Presenters (South West - England)

Employment Change (2017 - 2024)

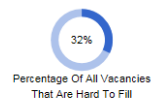
Employment in 2017
4,317

Growth
+278 (+6.44%)

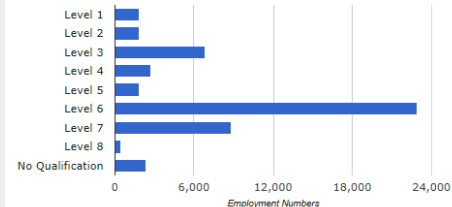
Employment in 2024
4,595



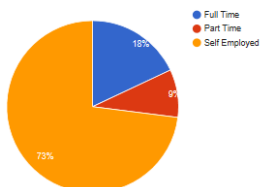
Skill Shortage Vacancies (National)



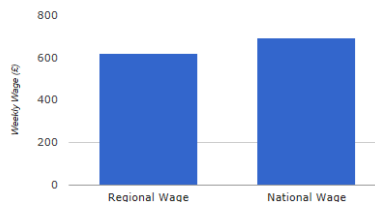
Qualification Level (National)



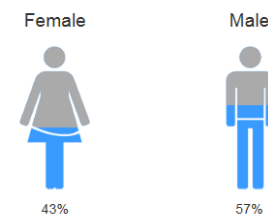
Employment Status (National)



Weekly Wage



Gender (National)



RETURN BACK TO MAIN MENU

Back

Next

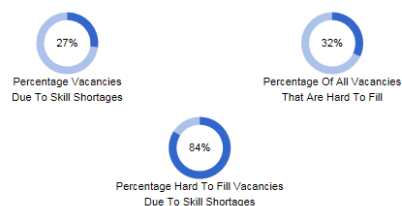
Performance Skills

Arts Officers, Producers and Directors (North East - England)

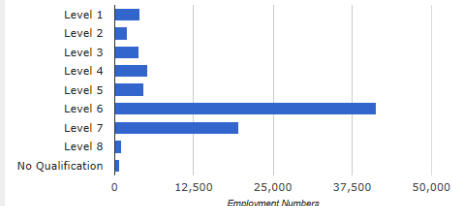
Employment Change (2017 - 2024)



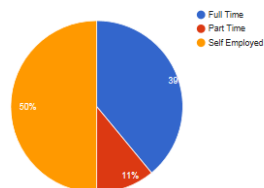
Skill Shortage Vacancies (National)



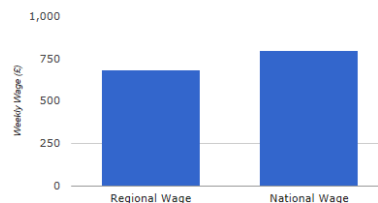
Qualification Level (National)



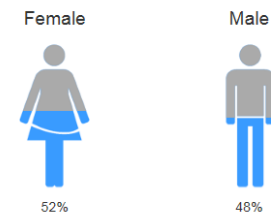
Employment Status (National)



Weekly Wage



Gender (National)



RETURN BACK TO MAIN MENU

Back

Next

Performance Skills

Arts Officers, Producers and Directors (North West - England)



[RETURN BACK TO MAIN MENU](#)

[Back](#)

[Next](#)

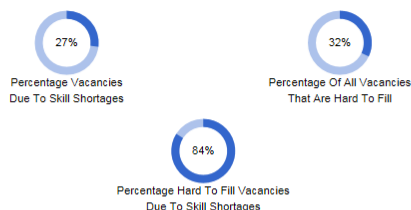
Performance Skills

Arts Officers, Producers and Directors (Yorkshire and The Humber)

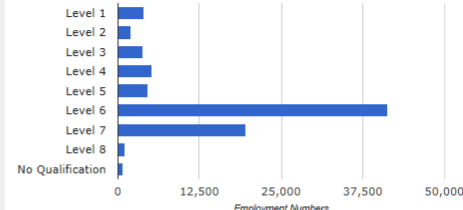
Employment Change (2017 - 2024)



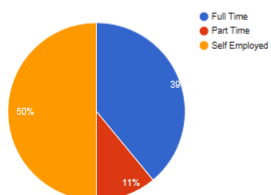
Skill Shortage Vacancies (National)



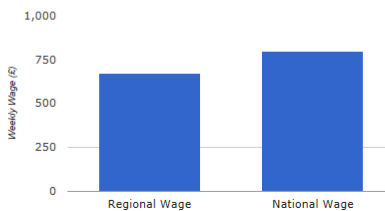
Qualification Level (National)



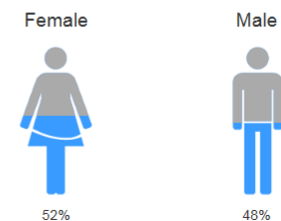
Employment Status (National)



Weekly Wage



Gender (National)



[RETURN BACK TO MAIN MENU](#)

[Back](#)

[Next](#)

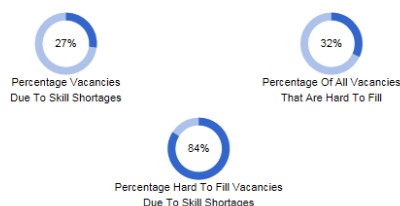
Performance Skills

Arts Officers, Producers and Directors (East Midlands - England)

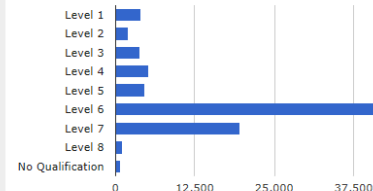
Employment Change (2017 - 2024)



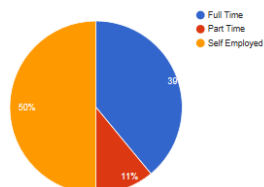
Skill Shortage Vacancies (National)



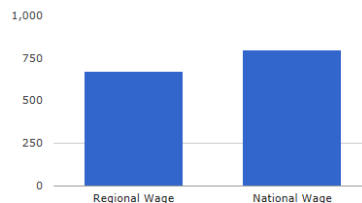
Qualification Level (National)



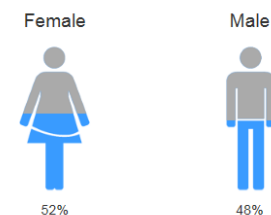
Employment Status (National)



Weekly Wage



Gender (National)



[RETURN BACK TO MAIN MENU](#)

[Back](#)

[Next](#)

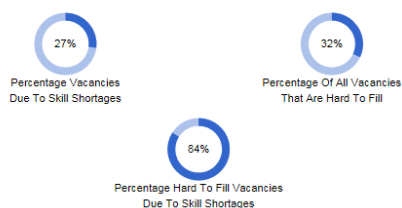
Performance Skills

Arts Officers, Producers and Directors (West Midlands - England)

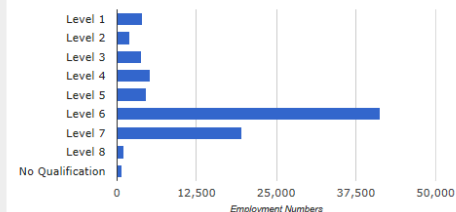
Employment Change (2017 - 2024)



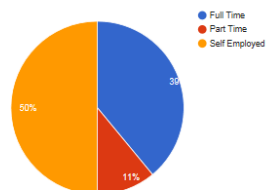
Skill Shortage Vacancies (National)



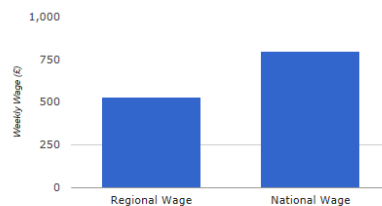
Qualification Level (National)



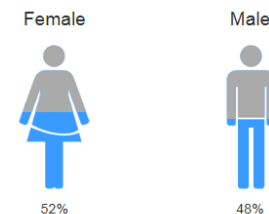
Employment Status (National)



Weekly Wage



Gender (National)



[RETURN BACK TO MAIN MENU](#)

[Back](#)

[Next](#)

Performance Skills

Arts Officers, Producers and Directors (East of England)

Employment Change (2017 - 2024)

Employment in 2017
6,225

Growth
+470 (+7.55%)

Employment in 2024
6,695



Skill Shortage Vacancies (National)



Percentage Vacancies
Due To Skill Shortages

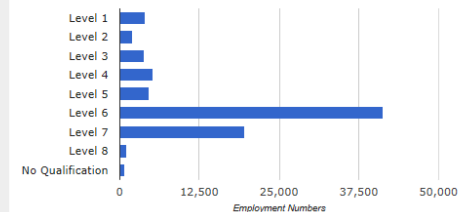


Percentage Of All Vacancies
That Are Hard To Fill

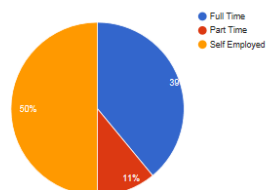


Percentage Hard To Fill Vacancies
Due To Skill Shortages

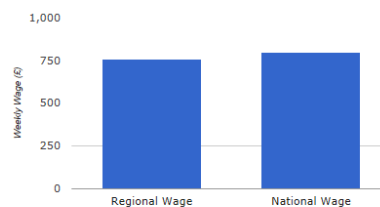
Qualification Level (National)



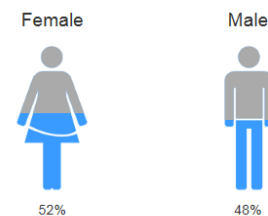
Employment Status (National)



Weekly Wage



Gender (National)



RETURN BACK TO MAIN MENU

Back

Next

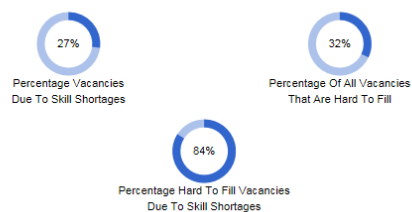
Performance Skills

Arts Officers, Producers and Directors (London)

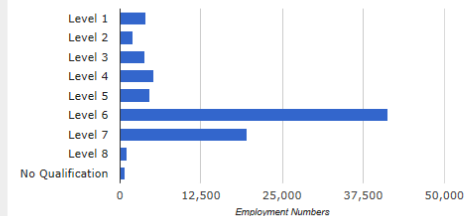
Employment Change (2017 - 2024)



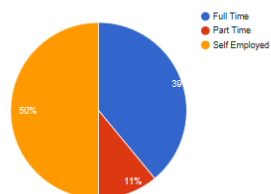
Skill Shortage Vacancies (National)



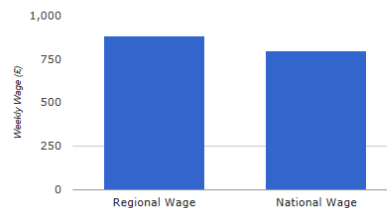
Qualification Level (National)



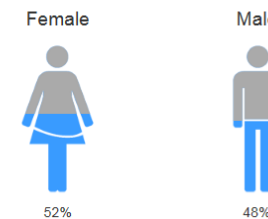
Employment Status (National)



Weekly Wage



Gender (National)



[RETURN BACK TO MAIN MENU](#)

[Back](#)

[Next](#)

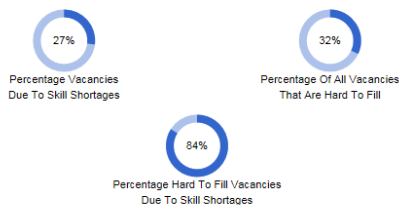
Performance Skills

Arts Officers, Producers and Directors (South East - England)

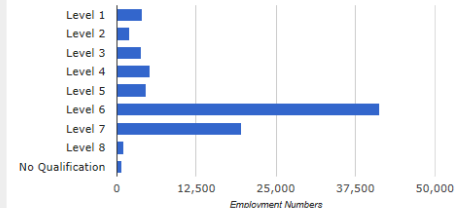
Employment Change (2017 - 2024)



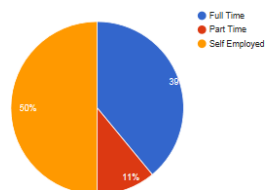
Skill Shortage Vacancies (National)



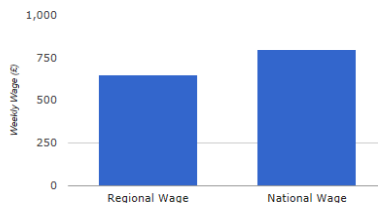
Qualification Level (National)



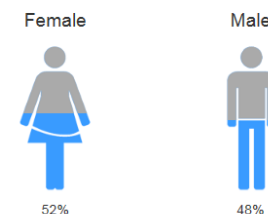
Employment Status (National)



Weekly Wage



Gender (National)



[RETURN BACK TO MAIN MENU](#)

[Back](#)

[Next](#)

Performance Skills

Arts Officers, Producers and Directors (South West - England)

Employment Change (2017 - 2024)

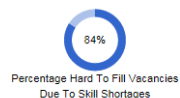
Employment in 2017
5,184

Growth
+453 (+8.74%)

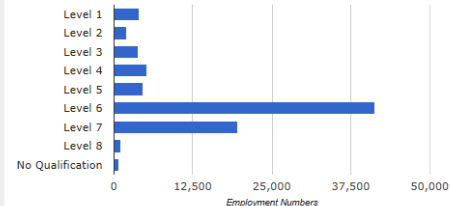
Employment in 2024
5,637



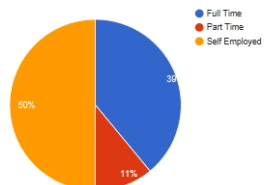
Skill Shortage Vacancies (National)



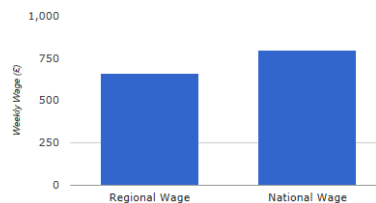
Qualification Level (National)



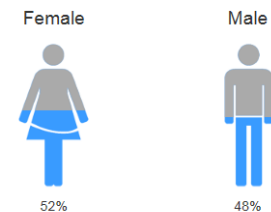
Employment Status (National)



Weekly Wage



Gender (National)



RETURN BACK TO MAIN MENU

Back

Next

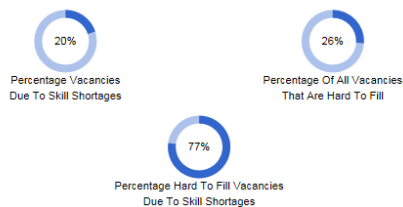
Sports Studies

Sports Coaches, Instructors and Officials (North East - England)

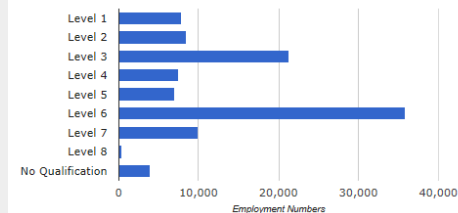
Employment Change (2017 - 2024)



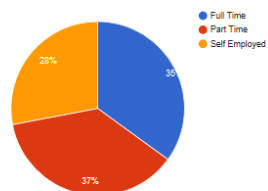
Skill Shortage Vacancies (National)



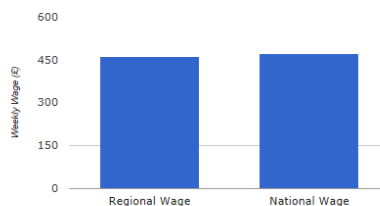
Qualification Level (National)



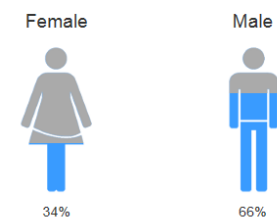
Employment Status (National)



Weekly Wage



Gender (National)



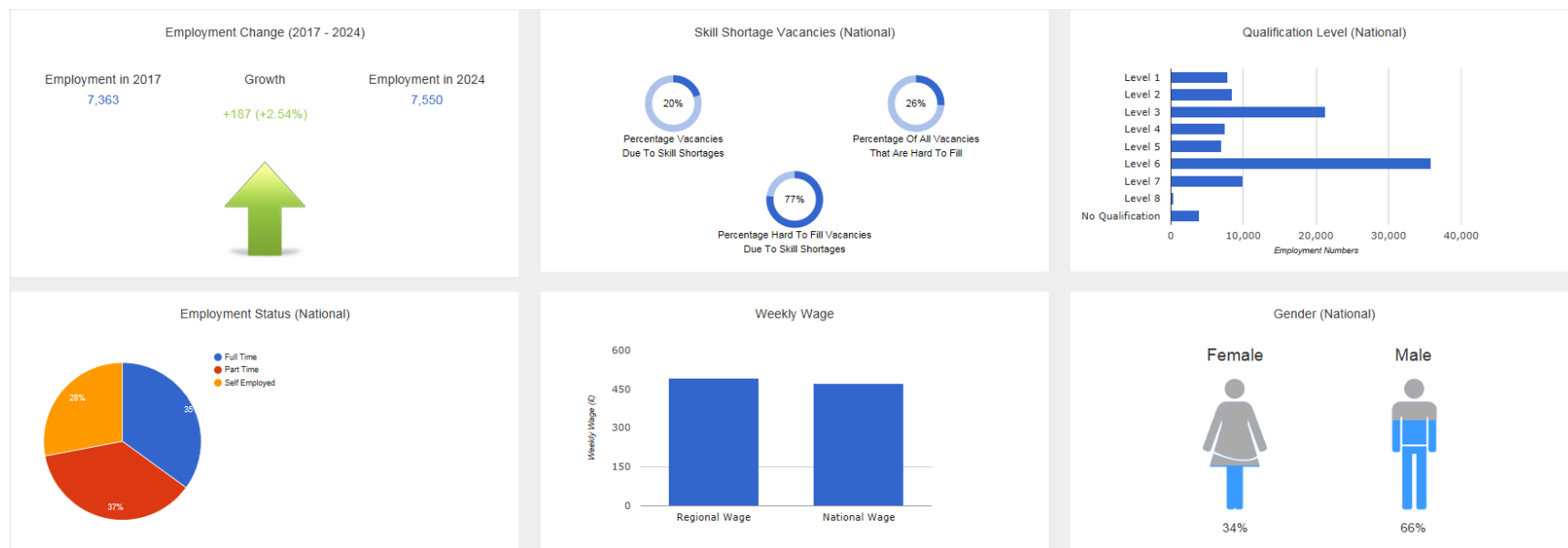
[RETURN BACK TO MAIN MENU](#)

[Back](#)

[Next](#)

Sports Studies

Sports Coaches, Instructors and Officials (North West - England)



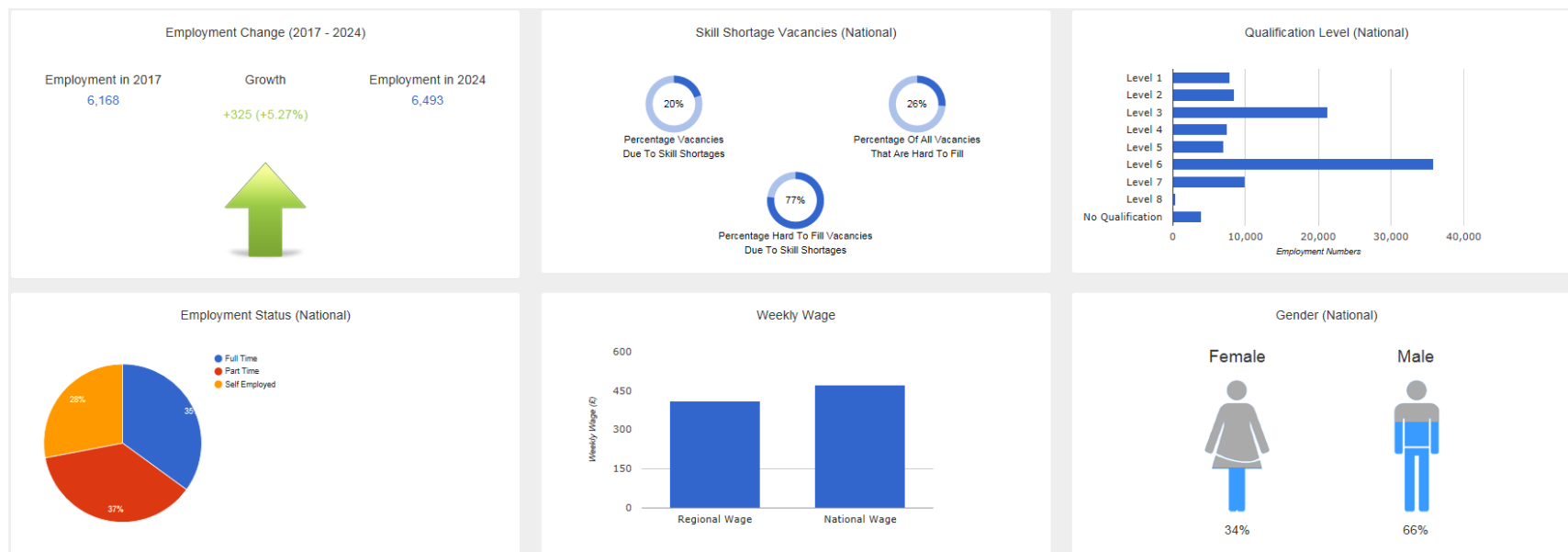
[RETURN BACK TO MAIN MENU](#)

[Back](#)

[Next](#)

Sports Studies

Sports Coaches, Instructors and Officials (Yorkshire and The Humber)



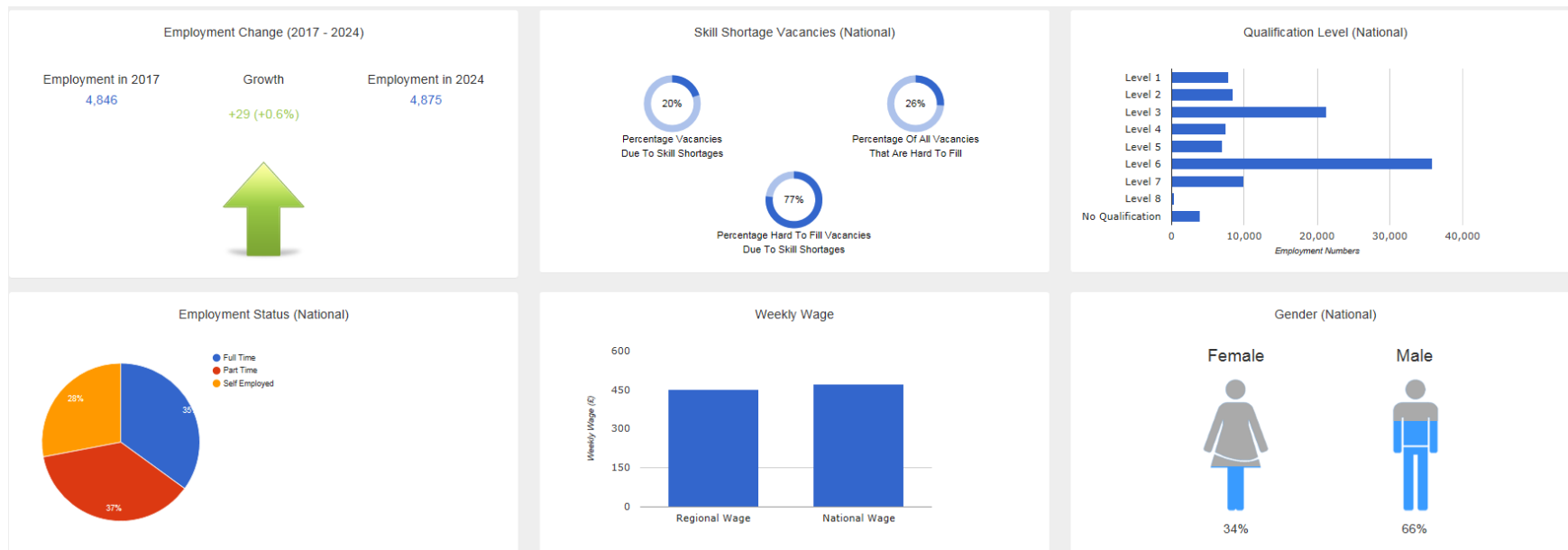
[RETURN BACK TO MAIN MENU](#)

[Back](#)

[Next](#)

Sports Studies

Sports Coaches, Instructors and Officials (East Midlands - England)



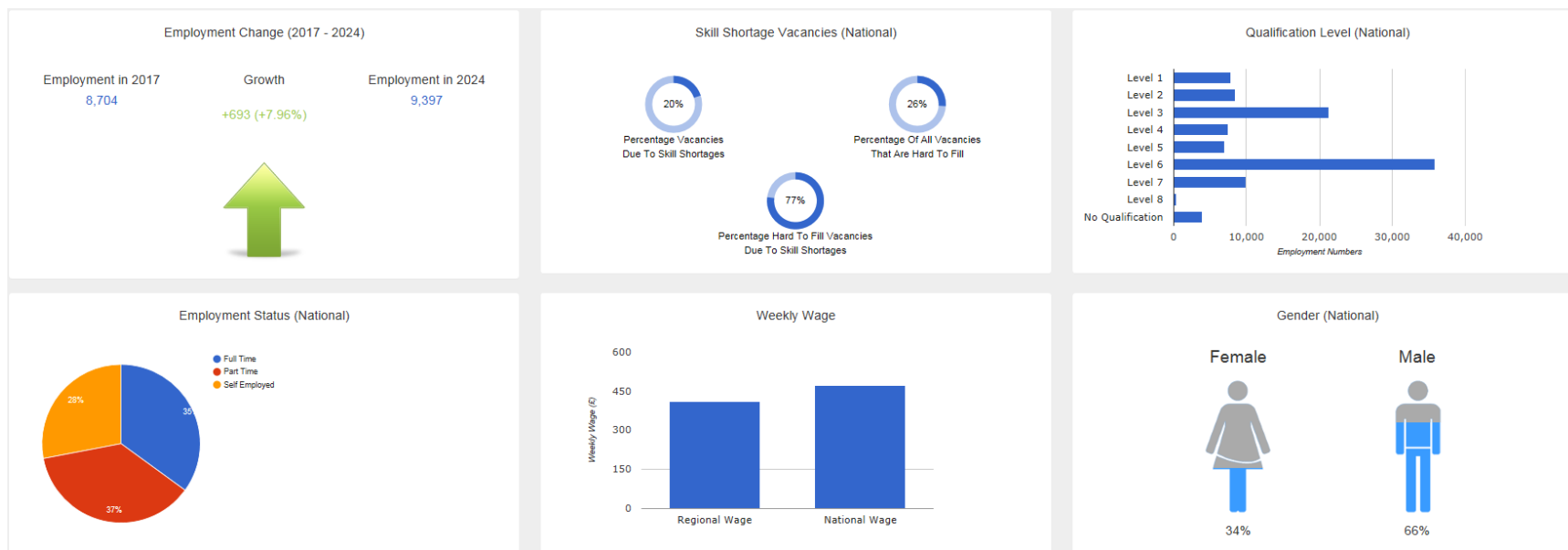
[RETURN BACK TO MAIN MENU](#)

[Back](#)

[Next](#)

Sports Studies

Sports Coaches, Instructors and Officials (West Midlands - England)



[RETURN BACK TO MAIN MENU](#)

[Back](#)

[Next](#)

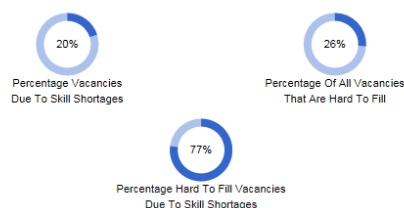
Sports Studies

Sports Coaches, Instructors and Officials (East of England)

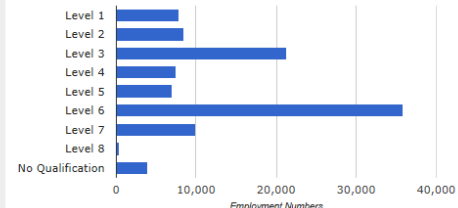
Employment Change (2017 - 2024)



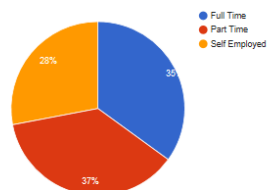
Skill Shortage Vacancies (National)



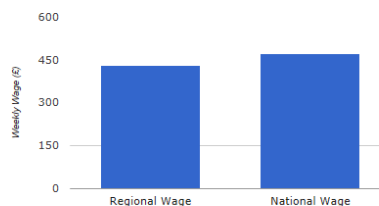
Qualification Level (National)



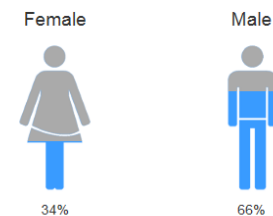
Employment Status (National)



Weekly Wage



Gender (National)



RETURN BACK TO MAIN MENU

Back

Next

Sports Studies

Sports Coaches, Instructors and Officials (London)

Employment Change (2017 - 2024)

Employment in 2017
26,913

Growth
+2,623 (+9.75%)

Employment in 2024
29,536



Skill Shortage Vacancies (National)



Percentage Vacancies
Due To Skill Shortages

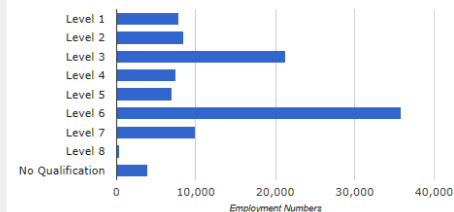


Percentage Of All Vacancies
That Are Hard To Fill

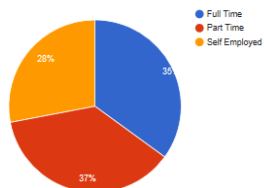


Percentage Hard To Fill Vacancies
Due To Skill Shortages

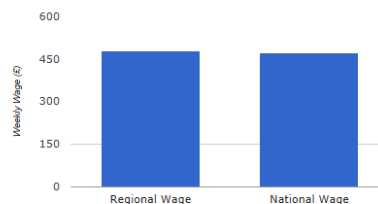
Qualification Level (National)



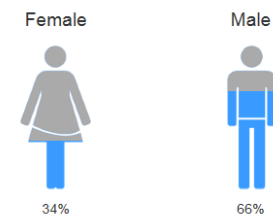
Employment Status (National)



Weekly Wage



Gender (National)



RETURN BACK TO MAIN MENU

Back

Next

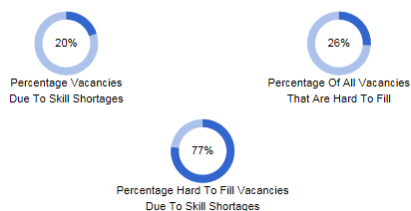
Sports Studies

Sports Coaches, Instructors and Officials (South East - England)

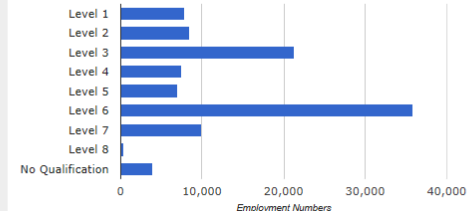
Employment Change (2017 - 2024)



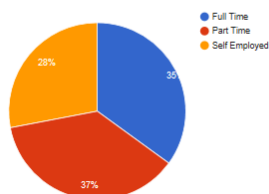
Skill Shortage Vacancies (National)



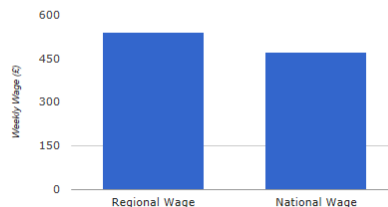
Qualification Level (National)



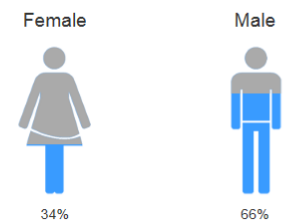
Employment Status (National)



Weekly Wage



Gender (National)



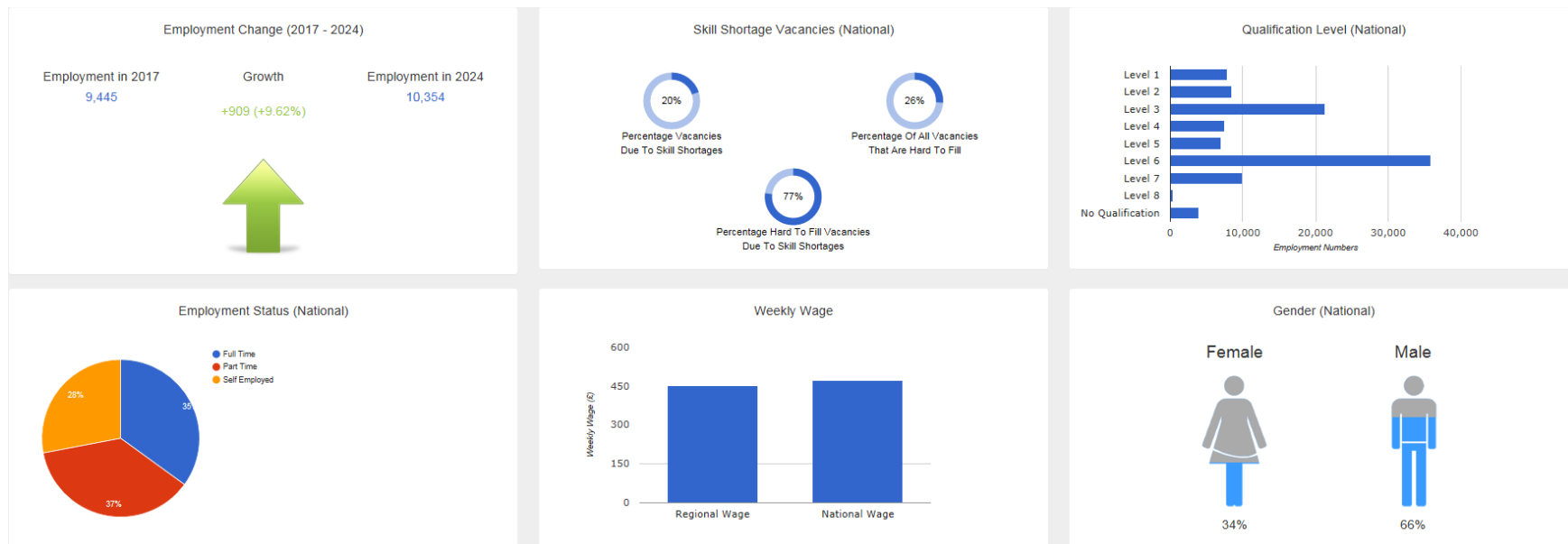
RETURN BACK TO MAIN MENU

Back

Next

Sports Studies

Sports Coaches, Instructors and Officials (South West - England)



[RETURN BACK TO MAIN MENU](#)

[Back](#)

[Next](#)

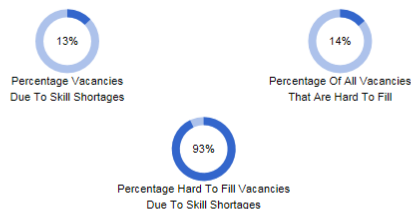
Sports Studies

Leisure and Sports Managers (North East - England)

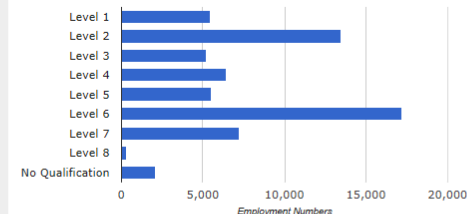
Employment Change (2017 - 2024)



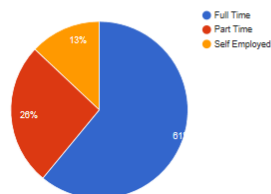
Skill Shortage Vacancies (National)



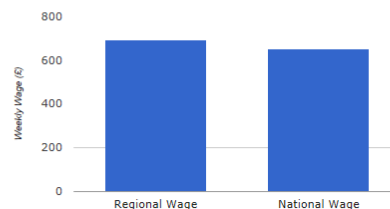
Qualification Level (National)



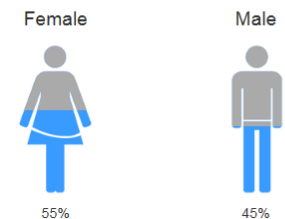
Employment Status (National)



Weekly Wage



Gender (National)



[RETURN BACK TO MAIN MENU](#)

[Back](#)

[Next](#)

Sports Studies

Leisure and Sports Managers (North West - England)



[RETURN BACK TO MAIN MENU](#)

[Back](#)

[Next](#)

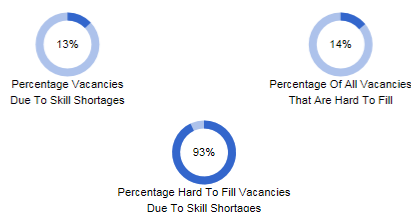
Sports Studies

Leisure and Sports Managers (Yorkshire and The Humber)

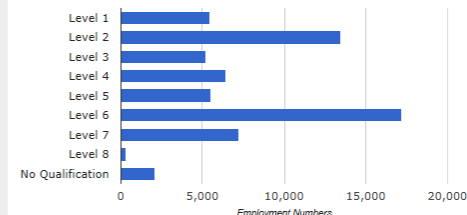
Employment Change (2017 - 2024)



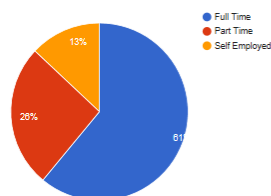
Skill Shortage Vacancies (National)



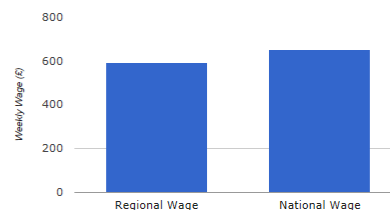
Qualification Level (National)



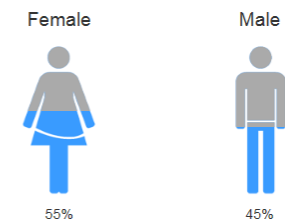
Employment Status (National)



Weekly Wage



Gender (National)



[RETURN BACK TO MAIN MENU](#)

[Back](#)

[Next](#)

Sports Studies

Leisure and Sports Managers (East Midlands - England)



[RETURN BACK TO MAIN MENU](#)

[Back](#)

[Next](#)

Sports Studies

Leisure and Sports Managers (West Midlands - England)

Employment Change (2017 - 2024)

Employment in 2017
3,627

Growth
+381 (+10.5%)

Employment in 2024
4,008



Skill Shortage Vacancies (National)



Percentage Vacancies
Due To Skill Shortages

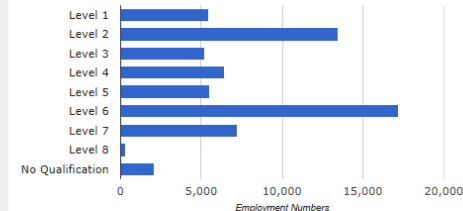


Percentage Of All Vacancies
That Are Hard To Fill

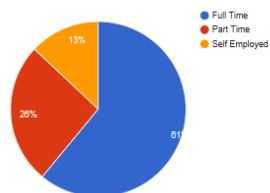


Percentage Hard To Fill Vacancies
Due To Skill Shortages

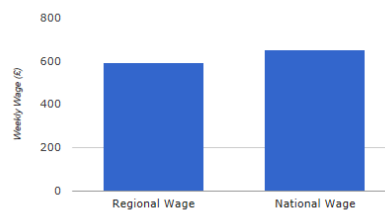
Qualification Level (National)



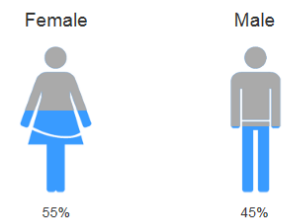
Employment Status (National)



Weekly Wage



Gender (National)



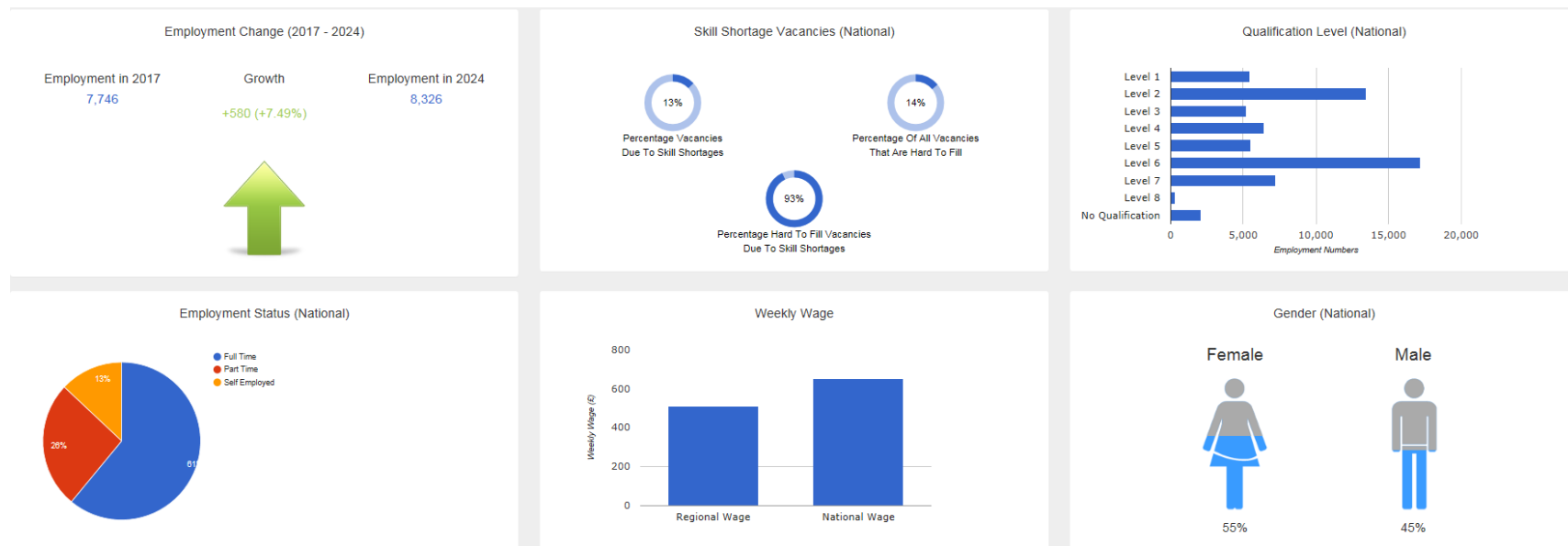
RETURN BACK TO MAIN MENU

Back

Next

Sports Studies

Leisure and Sports Managers (East of England)



[RETURN BACK TO MAIN MENU](#)

[Back](#)

[Next](#)

Sports Studies

Leisure and Sports Managers (London)

Employment Change (2017 - 2024)

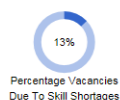
Employment in 2017
11,894

Growth
+299 (+2.51%)

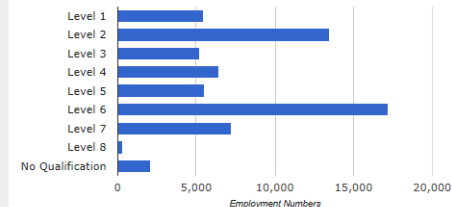
Employment in 2024
12,193



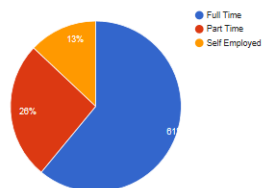
Skill Shortage Vacancies (National)



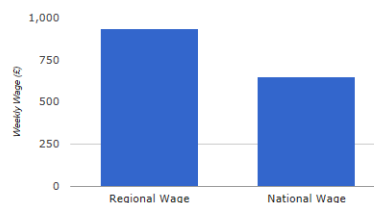
Qualification Level (National)



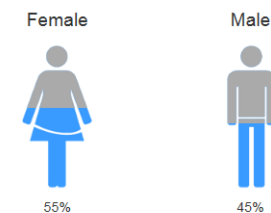
Employment Status (National)



Weekly Wage



Gender (National)



RETURN BACK TO MAIN MENU

Back

Next

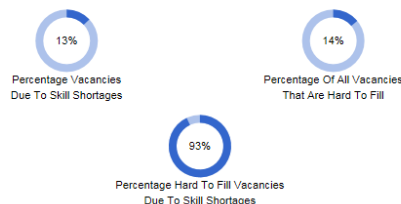
Sports Studies

Leisure and Sports Managers (South East - England)

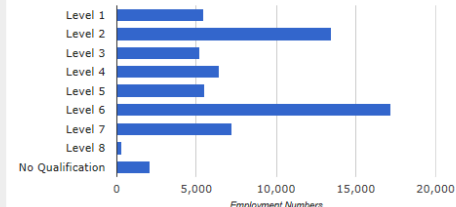
Employment Change (2017 - 2024)



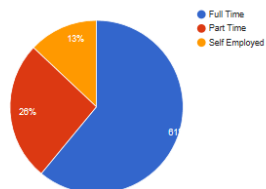
Skill Shortage Vacancies (National)



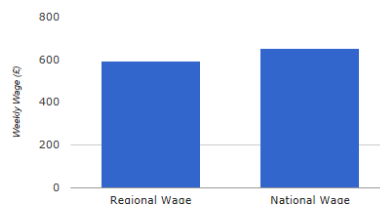
Qualification Level (National)



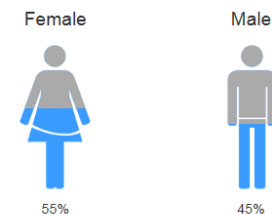
Employment Status (National)



Weekly Wage



Gender (National)



RETURN BACK TO MAIN MENU

Back

Next

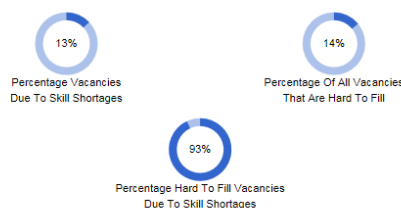
Sports Studies

Leisure and Sports Managers (South West - England)

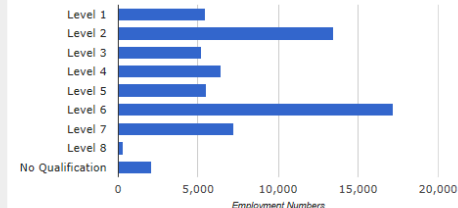
Employment Change (2017 - 2024)



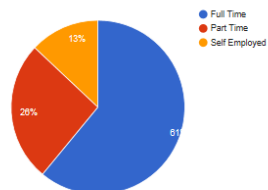
Skill Shortage Vacancies (National)



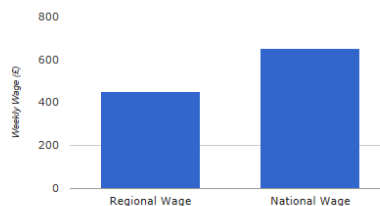
Qualification Level (National)



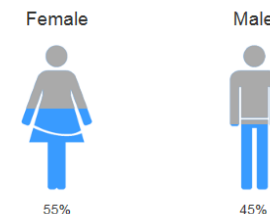
Employment Status (National)



Weekly Wage



Gender (National)



[RETURN BACK TO MAIN MENU](#)

[Back](#)

[Next](#)

Sports Studies

Sports Players (North East - England)



[RETURN BACK TO MAIN MENU](#)

[Back](#)

[Next](#)

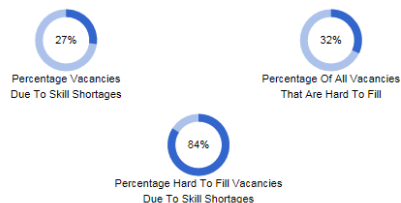
Sports Studies

Sports Players (North West - England)

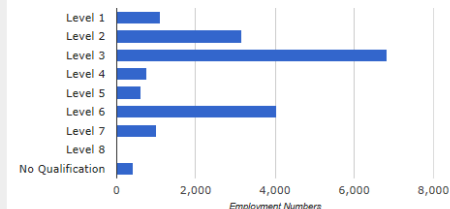
Employment Change (2017 - 2024)



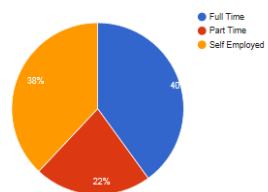
Skill Shortage Vacancies (National)




Qualification Level (National)



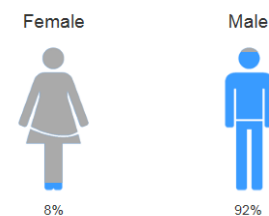
Employment Status (National)



Weekly Wage



Gender (National)



RETURN BACK TO MAIN MENU

Back

Next

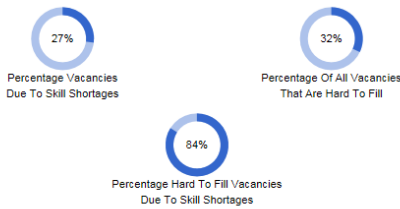
Sports Studies

Sports Players (Yorkshire and The Humber)

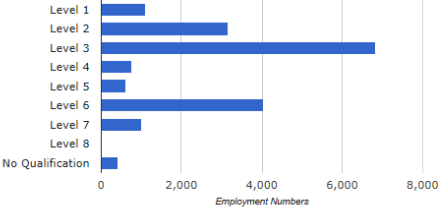
Employment Change (2017 - 2024)



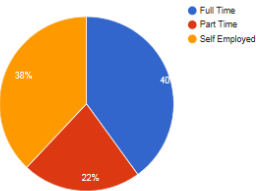
Skill Shortage Vacancies (National)




Qualification Level (National)



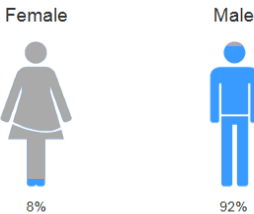
Employment Status (National)



Weekly Wage



Gender (National)



RETURN BACK TO MAIN MENU

Back

Next

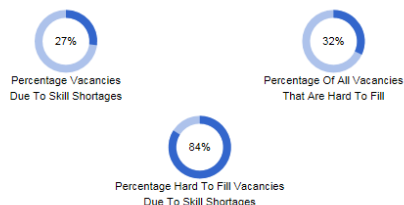
Sports Studies

Sports Players (East Midlands - England)

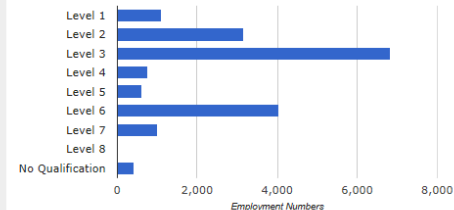
Employment Change (2017 - 2024)



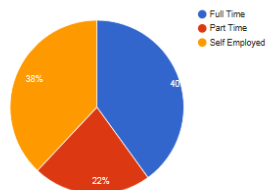
Skill Shortage Vacancies (National)



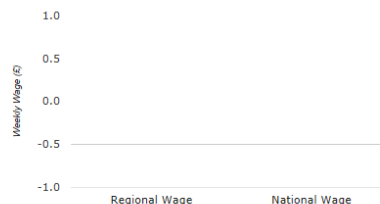
Qualification Level (National)



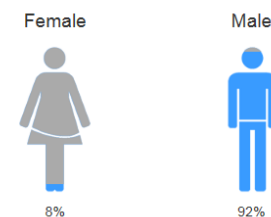
Employment Status (National)



Weekly Wage



Gender (National)



RETURN BACK TO MAIN MENU

Back

Next

Sports Studies

Sports Players (West Midlands - England)



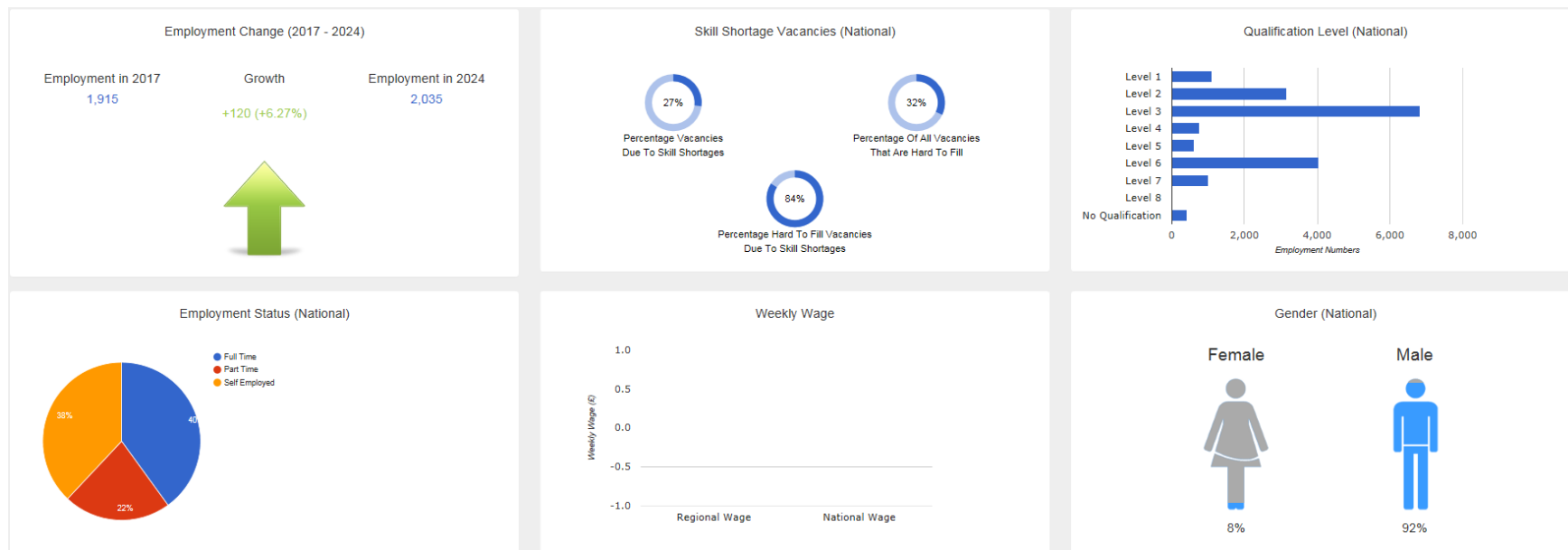
[RETURN BACK TO MAIN MENU](#)

[Back](#)

[Next](#)

Sports Studies

Sports Players (East of England)



RETURN BACK TO MAIN MENU

Back

Next

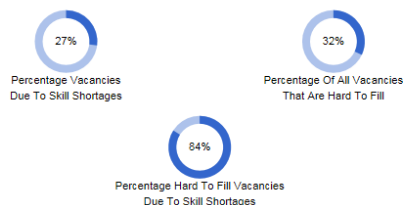
Sports Studies

Sports Players (London)

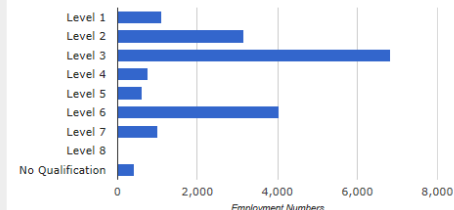
Employment Change (2017 - 2024)



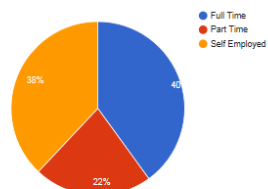
Skill Shortage Vacancies (National)




Qualification Level (National)



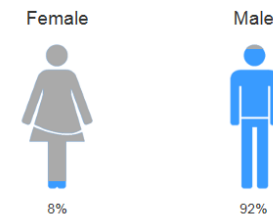
Employment Status (National)



Weekly Wage



Gender (National)



RETURN BACK TO MAIN MENU

Back

Next

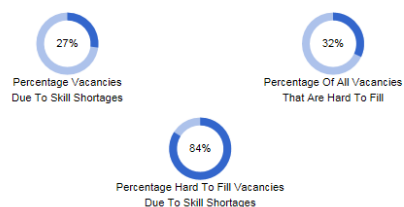
Sports Studies

Sports Players (South East - England)

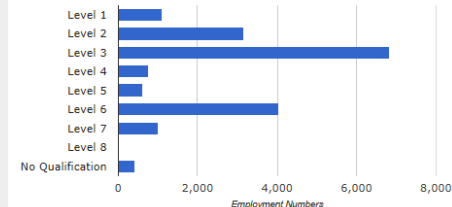
Employment Change (2017 - 2024)



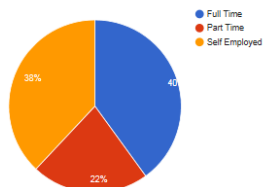
Skill Shortage Vacancies (National)



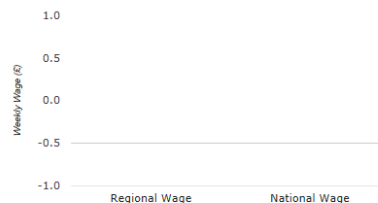
Qualification Level (National)



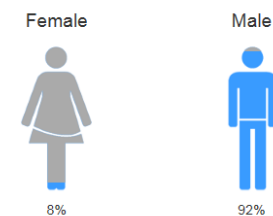
Employment Status (National)



Weekly Wage



Gender (National)



RETURN BACK TO MAIN MENU

Back

Next

Sports Studies

Sports Players (South West - England)



[RETURN BACK TO MAIN MENU](#)

[Back](#)

[Next](#)

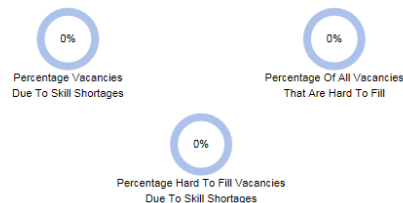
Sports Studies

Firefighters (North East - England)

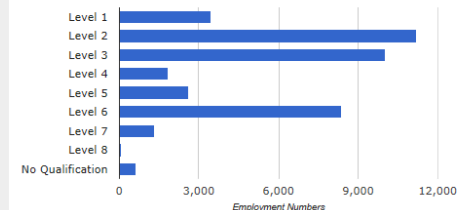
Employment Change (2017 - 2024)



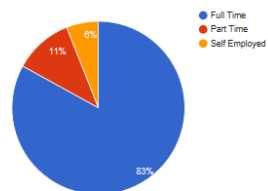
Skill Shortage Vacancies (National)



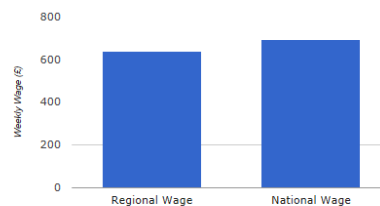
Qualification Level (National)



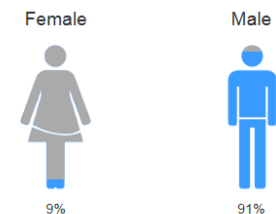
Employment Status (National)



Weekly Wage



Gender (National)



RETURN BACK TO MAIN MENU

Back

Next


Sports Studies

Firefighters (North West - England)

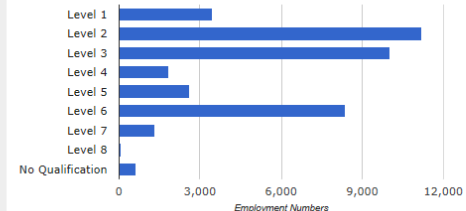
Employment Change (2017 - 2024)



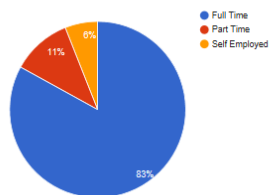
Skill Shortage Vacancies (National)



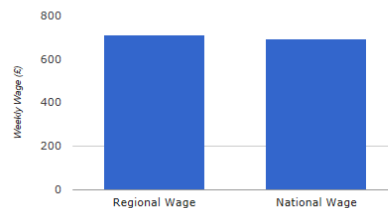
Qualification Level (National)



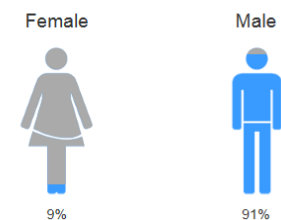
Employment Status (National)



Weekly Wage



Gender (National)



RETURN BACK TO MAIN MENU

Back

Next

Sports Studies

Firefighters (Yorkshire and The Humber)

Employment Change (2017 - 2024)

Employment in 2017
3,111

Growth
+41 (+1.32%)

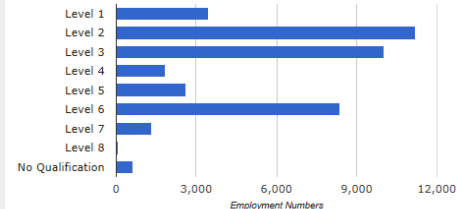
Employment in 2024
3,152



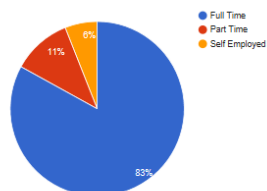
Skill Shortage Vacancies (National)



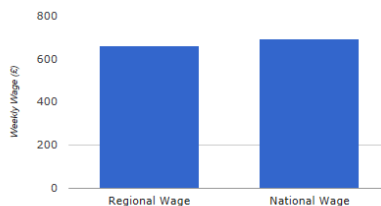
Qualification Level (National)



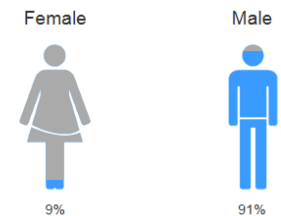
Employment Status (National)



Weekly Wage



Gender (National)



RETURN BACK TO MAIN MENU

Back

Next


Sports Studies

Firefighters (East Midlands - England)

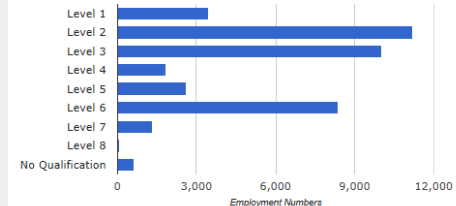
Employment Change (2017 - 2024)



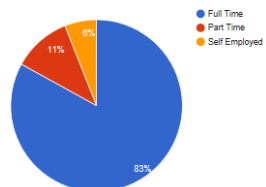
Skill Shortage Vacancies (National)



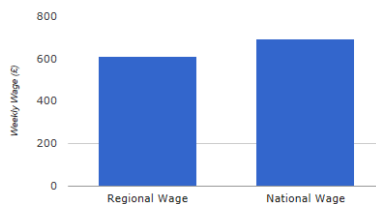
Qualification Level (National)



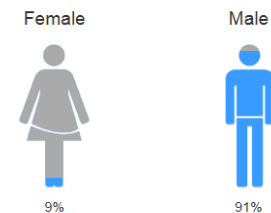
Employment Status (National)



Weekly Wage



Gender (National)



RETURN BACK TO MAIN MENU

Back

Next

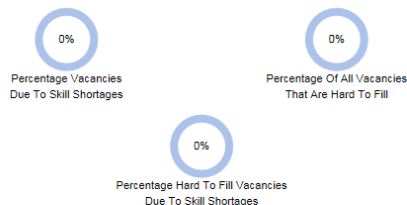
Sports Studies

Firefighters (West Midlands - England)

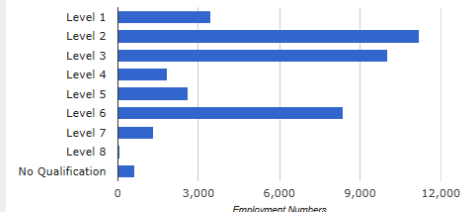
Employment Change (2017 - 2024)



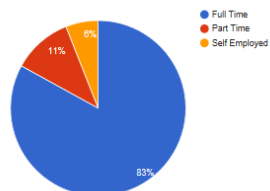
Skill Shortage Vacancies (National)



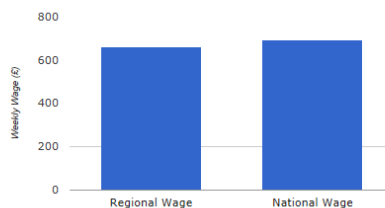
Qualification Level (National)



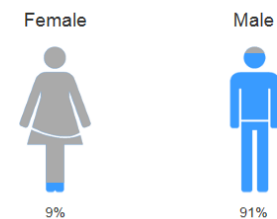
Employment Status (National)



Weekly Wage



Gender (National)



RETURN BACK TO MAIN MENU

Back

Next


Sports Studies

Firefighters (East of England)

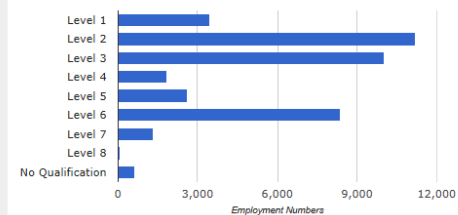
Employment Change (2017 - 2024)



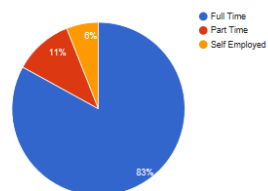
Skill Shortage Vacancies (National)



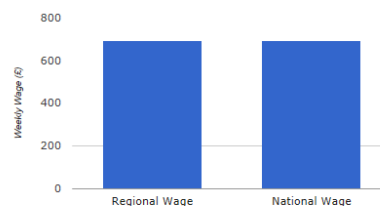
Qualification Level (National)



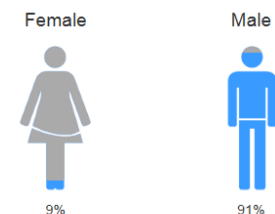
Employment Status (National)



Weekly Wage



Gender (National)



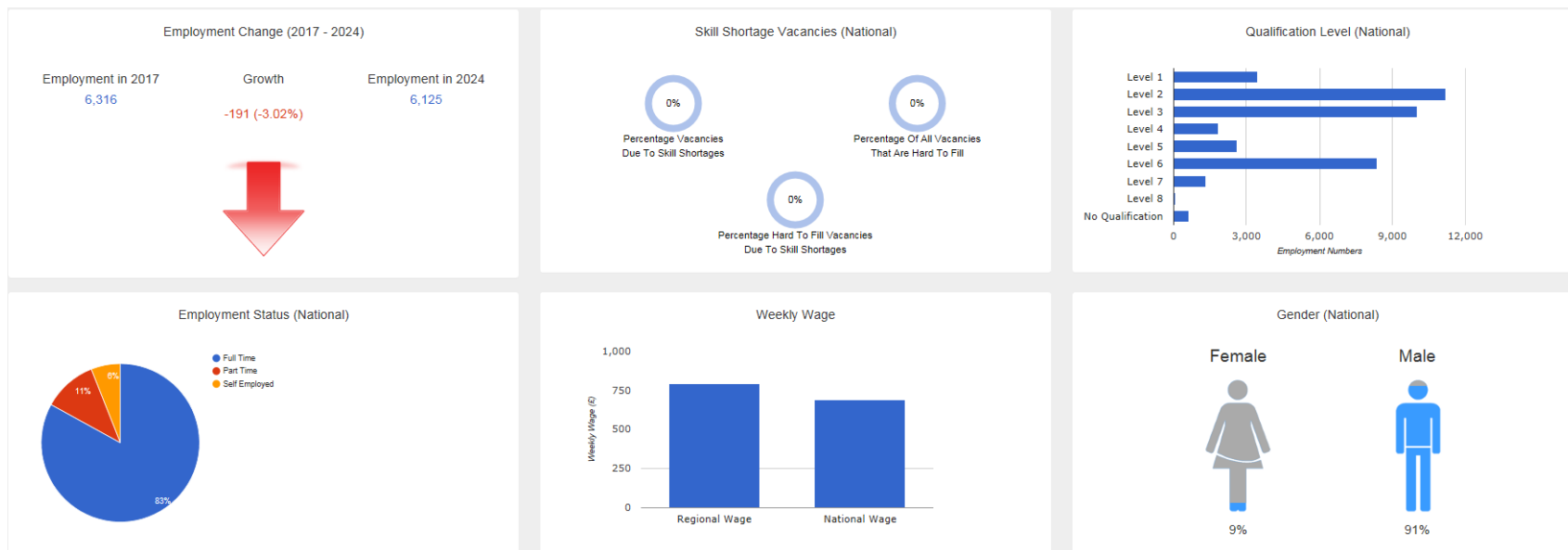
[RETURN BACK TO MAIN MENU](#)

[Back](#)

[Next](#)

Sports Studies

Firefighters (London)



[RETURN BACK TO MAIN MENU](#)

[Back](#)

[Next](#)

Sports Studies

Firefighters (South East - England)

Employment Change (2017 - 2024)

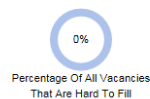
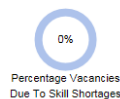
Employment in 2017
5,980

Growth
-256 (-4.28%)

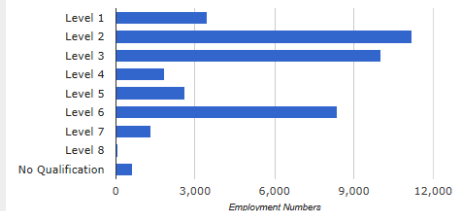
Employment in 2024
5,724



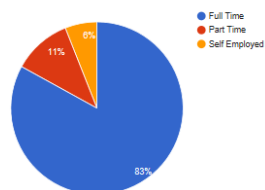
Skill Shortage Vacancies (National)



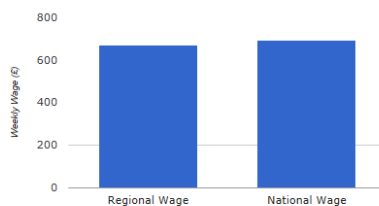
Qualification Level (National)



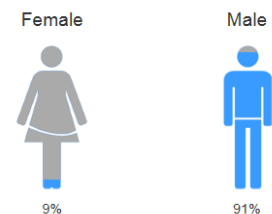
Employment Status (National)



Weekly Wage



Gender (National)



RETURN BACK TO MAIN MENU

Back

Next

Sports Studies

Firefighters (South West - England)



RETURN BACK TO MAIN MENU

Back

Next

Digital Technology

IT Specialists (North East - England)



[RETURN BACK TO MAIN MENU](#)

[Back](#)

[Next](#)


Digital Technology

IT Specialists (North West - England)

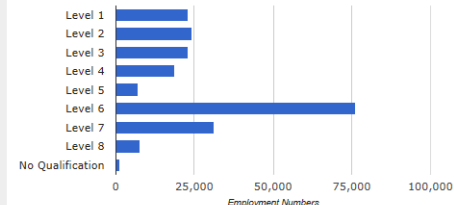
Employment Change (2017 - 2024)



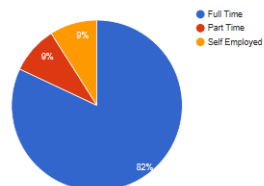
Skill Shortage Vacancies (National)



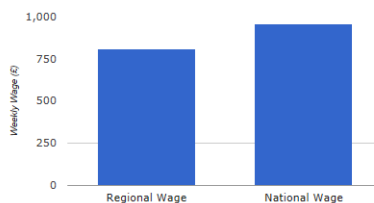
Qualification Level (National)



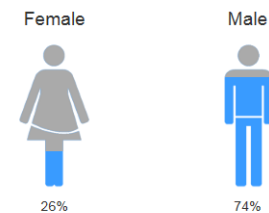
Employment Status (National)



Weekly Wage



Gender (National)



[RETURN BACK TO MAIN MENU](#)

[Back](#)

[Next](#)

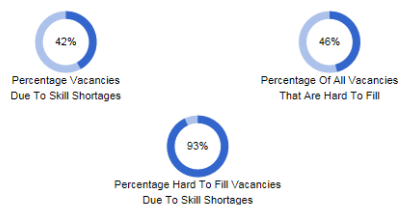
Digital Technology

IT Specialists (Yorkshire and The Humber)

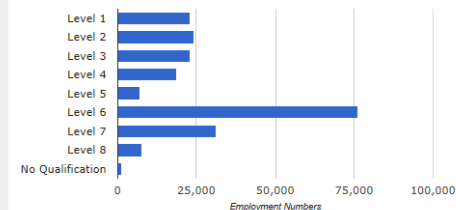
Employment Change (2017 - 2024)



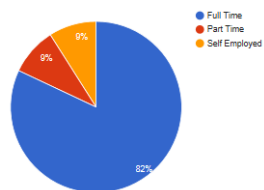
Skill Shortage Vacancies (National)



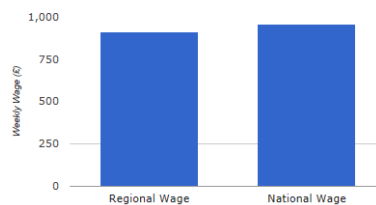
Qualification Level (National)



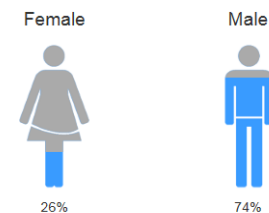
Employment Status (National)



Weekly Wage



Gender (National)



[RETURN BACK TO MAIN MENU](#)

[Back](#)

[Next](#)

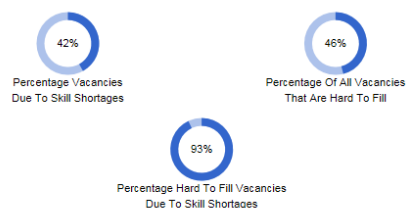
Digital Technology

IT Specialists (East Midlands - England)

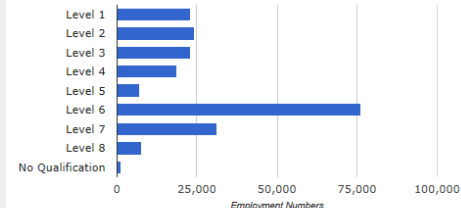
Employment Change (2017 - 2024)



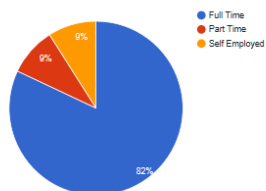
Skill Shortage Vacancies (National)



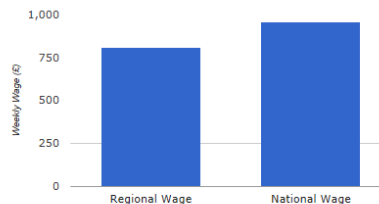
Qualification Level (National)



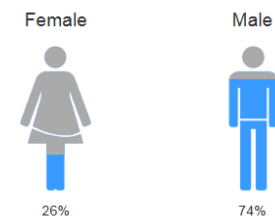
Employment Status (National)



Weekly Wage



Gender (National)



[RETURN BACK TO MAIN MENU](#)

[Back](#)

[Next](#)

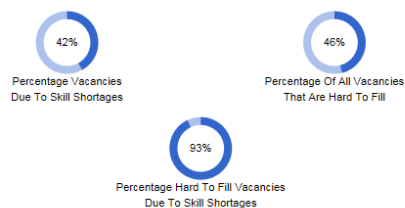
Digital Technology

IT Specialists (West Midlands - England)

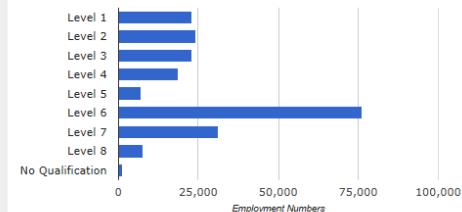
Employment Change (2017 - 2024)



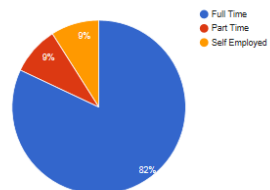
Skill Shortage Vacancies (National)



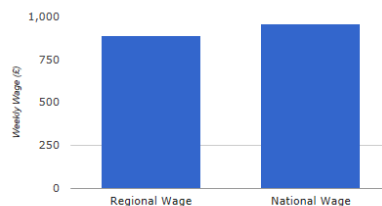
Qualification Level (National)



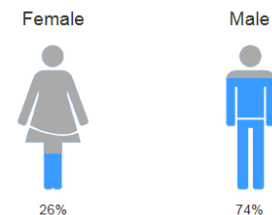
Employment Status (National)



Weekly Wage



Gender (National)



RETURN BACK TO MAIN MENU

Back

Next

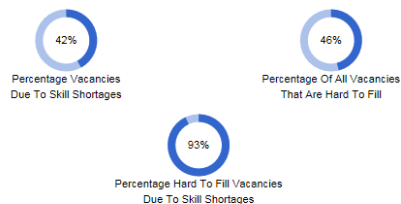
Digital Technology

IT Specialists (East of England)

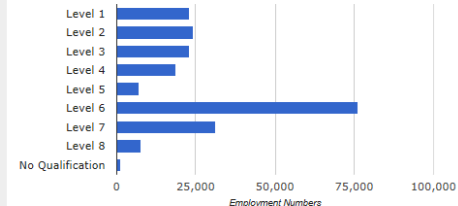
Employment Change (2017 - 2024)



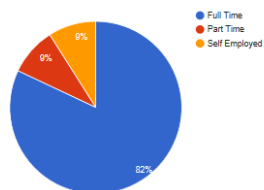
Skill Shortage Vacancies (National)



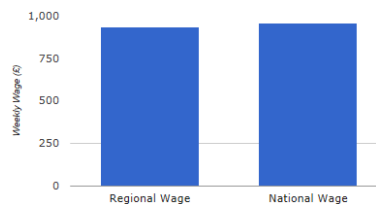
Qualification Level (National)



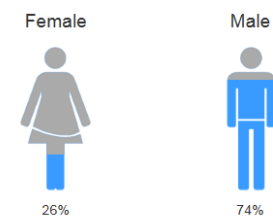
Employment Status (National)



Weekly Wage



Gender (National)



[RETURN BACK TO MAIN MENU](#)

[Back](#)

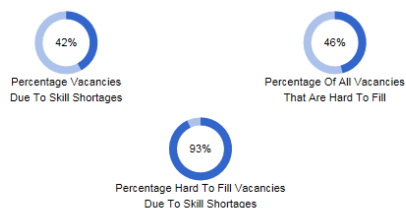
[Next](#)

Digital Technology IT Specialists (London)

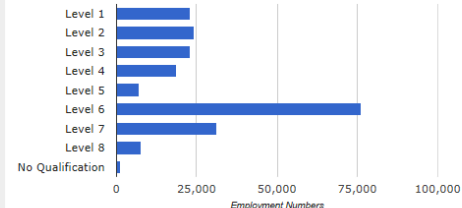
Employment Change (2017 - 2024)



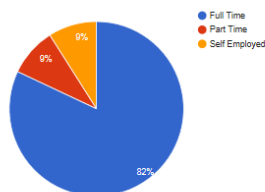
Skill Shortage Vacancies (National)



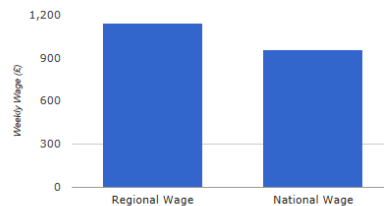
Qualification Level (National)



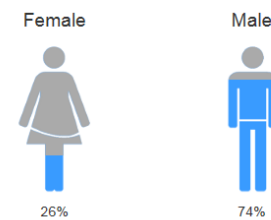
Employment Status (National)



Weekly Wage



Gender (National)



[RETURN BACK TO MAIN MENU](#)

[Back](#)

[Next](#)

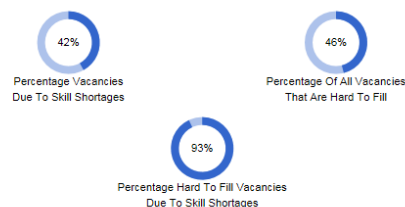
Digital Technology

IT Specialists (South East - England)

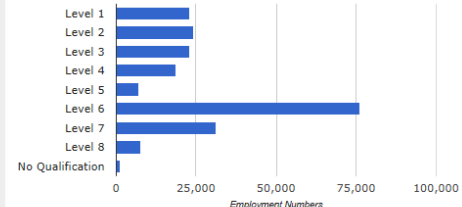
Employment Change (2017 - 2024)



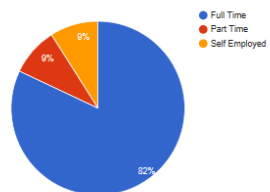
Skill Shortage Vacancies (National)



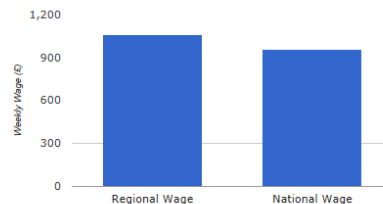
Qualification Level (National)



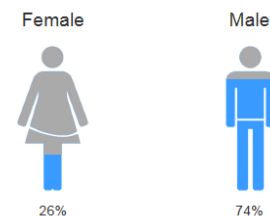
Employment Status (National)



Weekly Wage



Gender (National)



RETURN BACK TO MAIN MENU

Back

Next

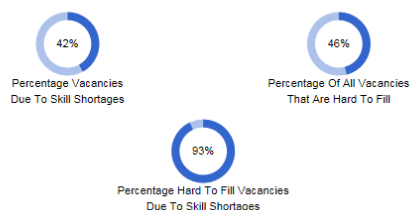
Digital Technology

IT Specialists (South West - England)

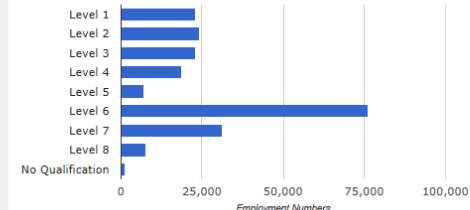
Employment Change (2017 - 2024)



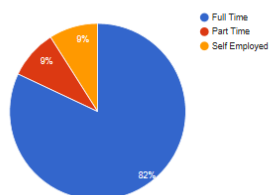
Skill Shortage Vacancies (National)



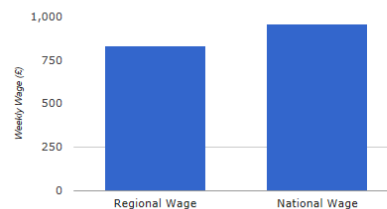
Qualification Level (National)



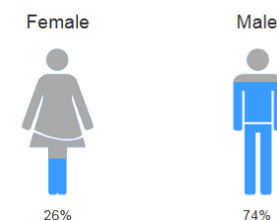
Employment Status (National)



Weekly Wage



Gender (National)



RETURN BACK TO MAIN MENU

Back

Next

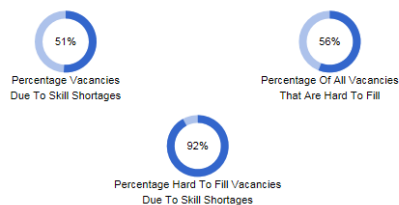
Digital Technology

Programmers & Software Developers (North East - England)

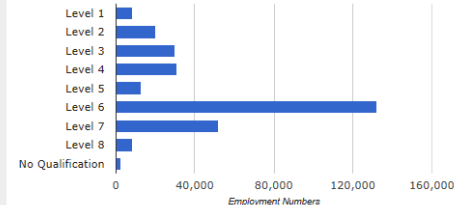
Employment Change (2017 - 2024)



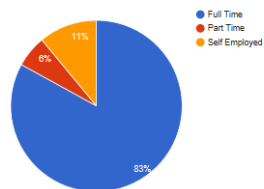
Skill Shortage Vacancies (National)



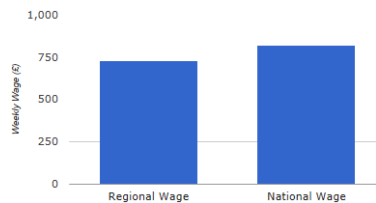
Qualification Level (National)



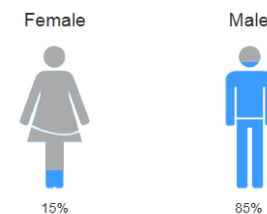
Employment Status (National)



Weekly Wage



Gender (National)



[RETURN BACK TO MAIN MENU](#)

[Back](#)

[Next](#)


Digital Technology

Programmers & Software Developers (North West - England)

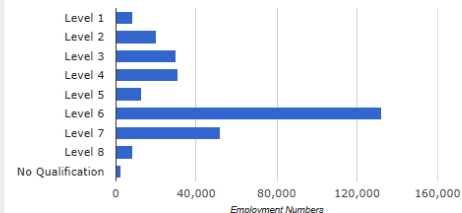
Employment Change (2017 - 2024)



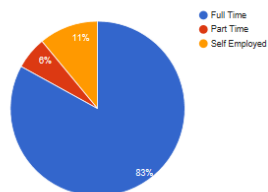
Skill Shortage Vacancies (National)



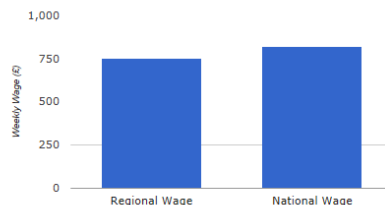
Qualification Level (National)



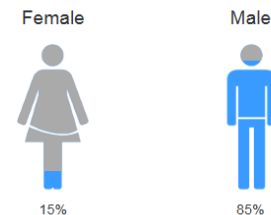
Employment Status (National)



Weekly Wage



Gender (National)



[RETURN BACK TO MAIN MENU](#)

[Back](#)

[Next](#)

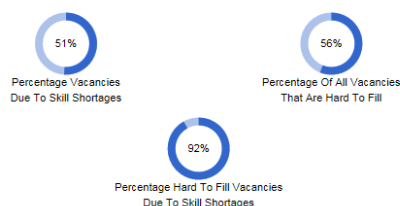
Digital Technology

Programmers & Software Developers (Yorkshire and The Humber)

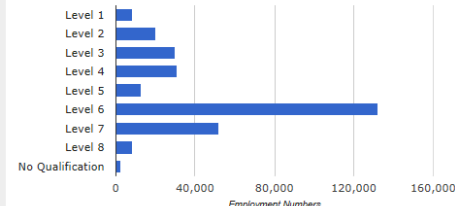
Employment Change (2017 - 2024)



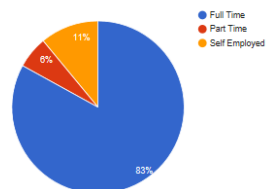
Skill Shortage Vacancies (National)



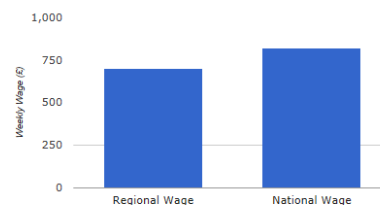
Qualification Level (National)



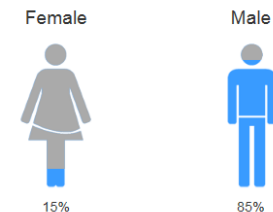
Employment Status (National)



Weekly Wage



Gender (National)



[RETURN BACK TO MAIN MENU](#)

[Back](#)

[Next](#)

Digital Technology

Programmers & Software Developers (East Midlands - England)



[RETURN BACK TO MAIN MENU](#)

[Back](#)

[Next](#)

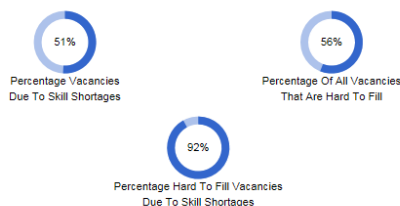
Digital Technology

Programmers & Software Developers (West Midlands - England)

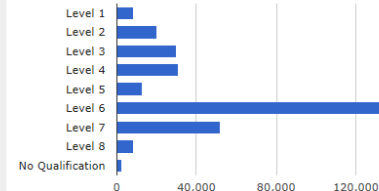
Employment Change (2017 - 2024)



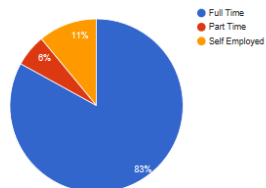
Skill Shortage Vacancies (National)



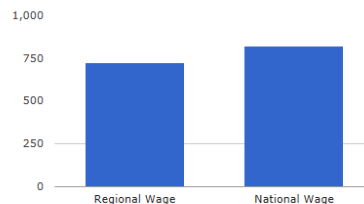
Qualification Level (National)



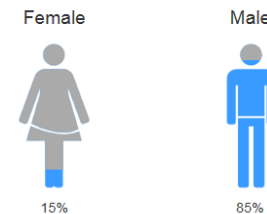
Employment Status (National)



Weekly Wage



Gender (National)



[RETURN BACK TO MAIN MENU](#)

[Back](#)

[Next](#)

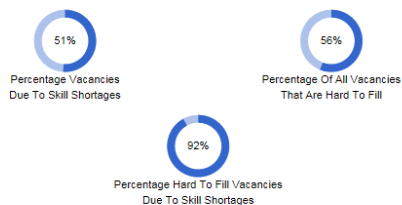
Digital Technology

Programmers & Software Developers (East of England)

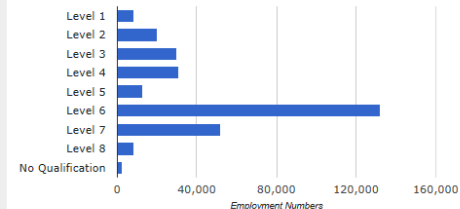
Employment Change (2017 - 2024)



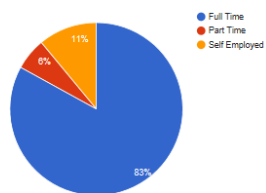
Skill Shortage Vacancies (National)



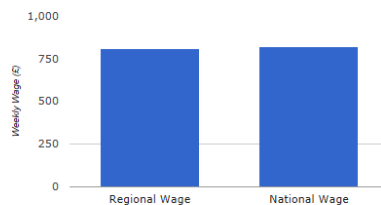
Qualification Level (National)



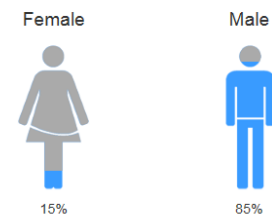
Employment Status (National)



Weekly Wage



Gender (National)



[RETURN BACK TO MAIN MENU](#)

[Back](#)

[Next](#)

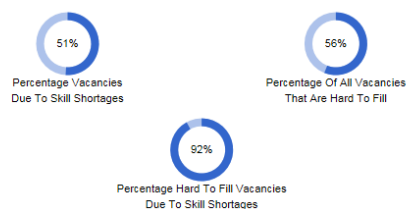
Digital Technology

Programmers & Software Developers (London)

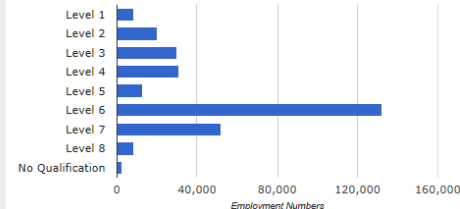
Employment Change (2017 - 2024)



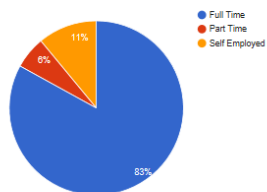
Skill Shortage Vacancies (National)



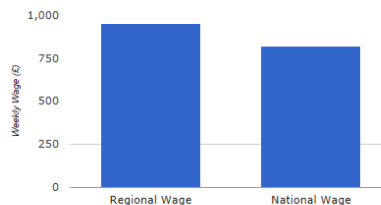
Qualification Level (National)



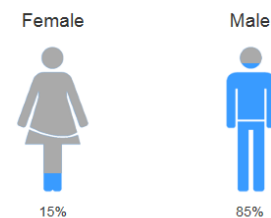
Employment Status (National)



Weekly Wage



Gender (National)



RETURN BACK TO MAIN MENU

Back

Next

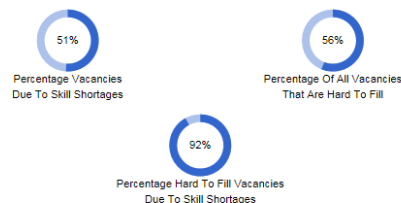
Digital Technology

Programmers & Software Developers (South East - England)

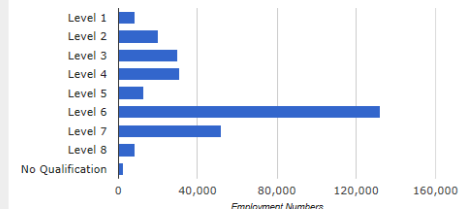
Employment Change (2017 - 2024)



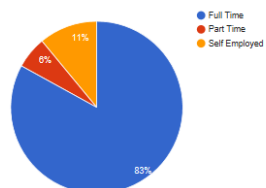
Skill Shortage Vacancies (National)



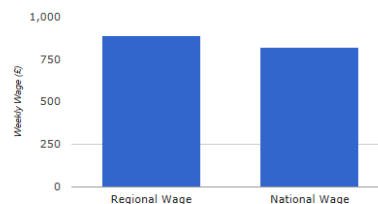
Qualification Level (National)



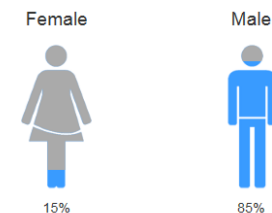
Employment Status (National)



Weekly Wage



Gender (National)



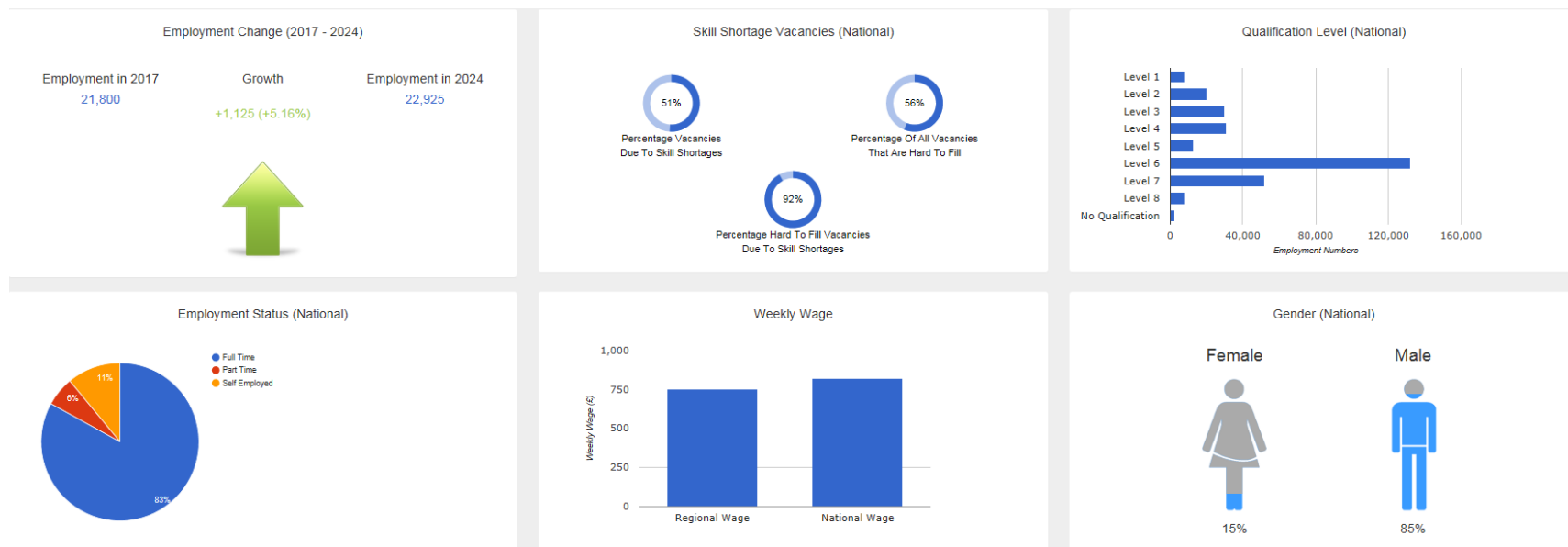
[RETURN BACK TO MAIN MENU](#)

[Back](#)

[Next](#)

Digital Technology

Programmers & Software Developers (South West - England)



[RETURN BACK TO MAIN MENU](#)

[Back](#)

[Next](#)

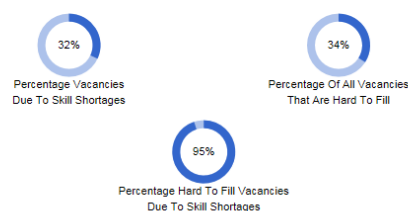
Digital Technology

Web design & Development Professional (North East - England)

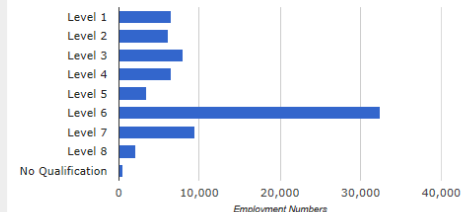
Employment Change (2017 - 2024)



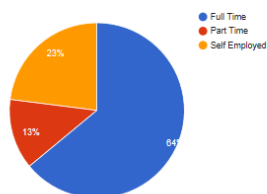
Skill Shortage Vacancies (National)



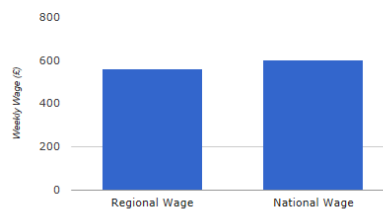
Qualification Level (National)



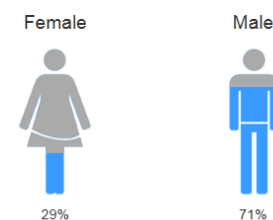
Employment Status (National)



Weekly Wage



Gender (National)



[RETURN BACK TO MAIN MENU](#)

[Back](#)

[Next](#)

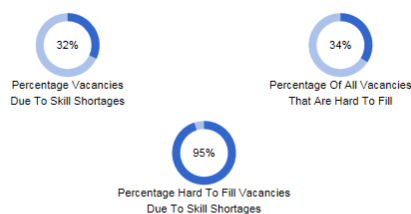
Digital Technology

Web design & Development Professional (North West - England)

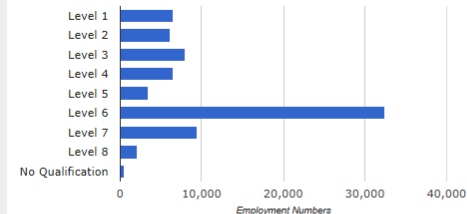
Employment Change (2017 - 2024)



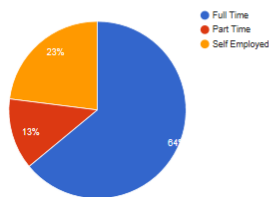
Skill Shortage Vacancies (National)



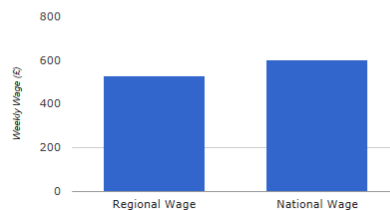
Qualification Level (National)



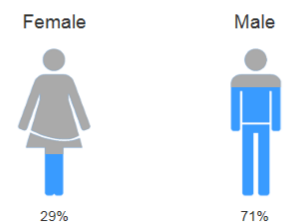
Employment Status (National)



Weekly Wage



Gender (National)



[RETURN BACK TO MAIN MENU](#)

[Back](#)

[Next](#)

Digital Technology

Wed design & Development Professional (Yorkshire and The Humber)



[RETURN BACK TO MAIN MENU](#)

[Back](#)

[Next](#)

Digital Technology

Web design & Development Professional (East Midlands - England)

Employment Change (2017 - 2024)

Employment in 2017
5,320

Growth
+231 (+4.34%)

Employment in 2024
5,551



Skill Shortage Vacancies (National)



Percentage Vacancies
Due To Skill Shortages

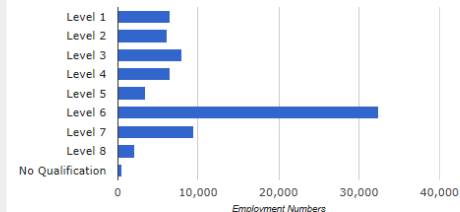


Percentage Of All Vacancies
That Are Hard To Fill

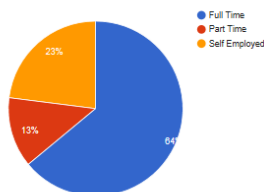


Percentage Hard To Fill Vacancies
Due To Skill Shortages

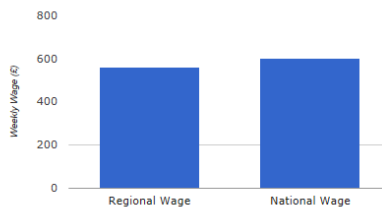
Qualification Level (National)



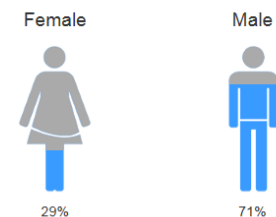
Employment Status (National)



Weekly Wage



Gender (National)



RETURN BACK TO MAIN MENU

Back

Next

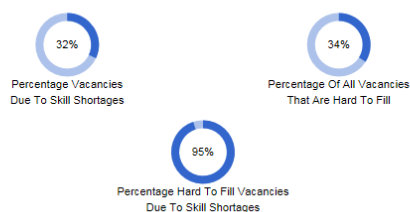
Digital Technology

Web design & Development Professional (West Midlands - England)

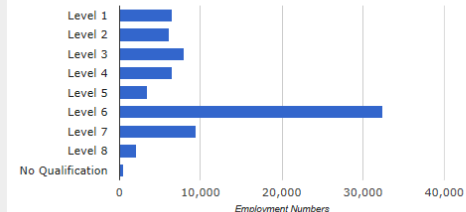
Employment Change (2017 - 2024)



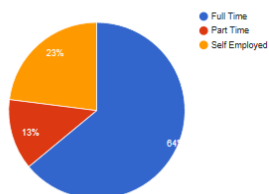
Skill Shortage Vacancies (National)



Qualification Level (National)



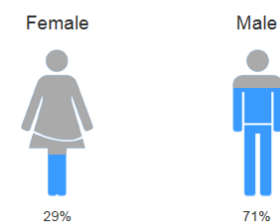
Employment Status (National)



Weekly Wage



Gender (National)



[RETURN BACK TO MAIN MENU](#)

[Back](#)

[Next](#)

Digital Technology

Web design & Development Professional (East of England)



[RETURN BACK TO MAIN MENU](#)

[Back](#)

[Next](#)

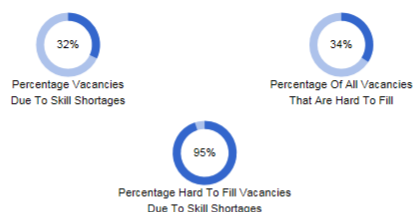
Digital Technology

Web design & Development Professional (London)

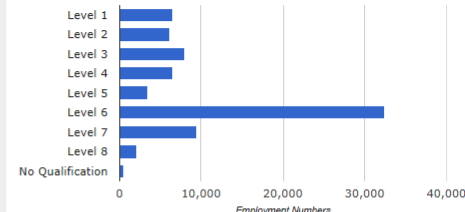
Employment Change (2017 - 2024)



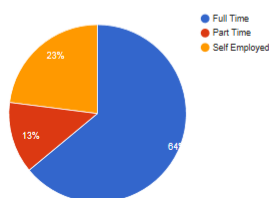
Skill Shortage Vacancies (National)



Qualification Level (National)



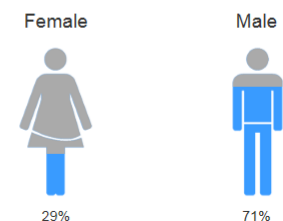
Employment Status (National)



Weekly Wage



Gender (National)



[RETURN BACK TO MAIN MENU](#)

[Back](#)

[Next](#)

Digital Technology

Web design & Development Professional (South East - England)



[RETURN BACK TO MAIN MENU](#)

[Back](#)

[Next](#)

Digital Technology

Wed design & Development Professional (South West - England)

Employment Change (2017 - 2024)

Employment in 2017
5,722

Growth
+254 (+4.44%)

Employment in 2024
5,976



Skill Shortage Vacancies (National)



Percentage Vacancies
Due To Skill Shortages

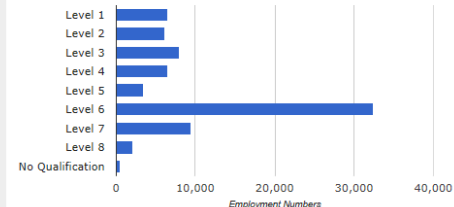


Percentage Of All Vacancies
That Are Hard To Fill

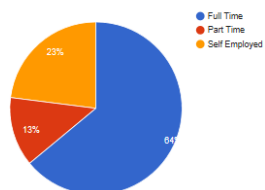


Percentage Hard To Fill Vacancies
Due To Skill Shortages

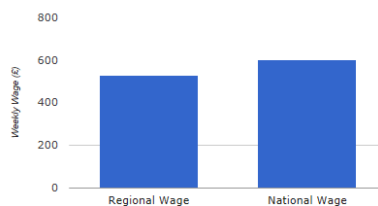
Qualification Level (National)



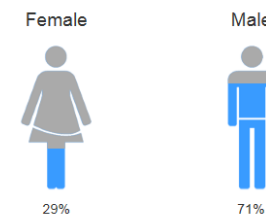
Employment Status (National)



Weekly Wage



Gender (National)



RETURN BACK TO MAIN MENU

Back

Next

Digital Technology Security (North East - England)



[RETURN BACK TO MAIN MENU](#)

[Back](#)

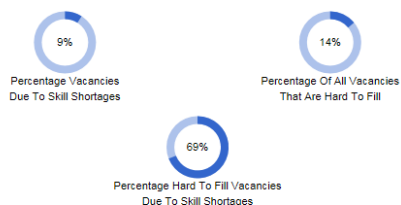
[Next](#)

Digital Technology Security (North West - England)

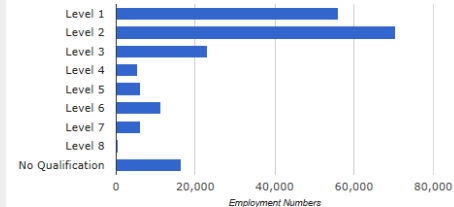
Employment Change (2017 - 2024)



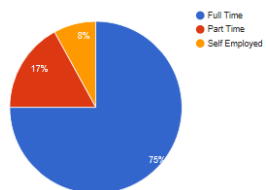
Skill Shortage Vacancies (National)



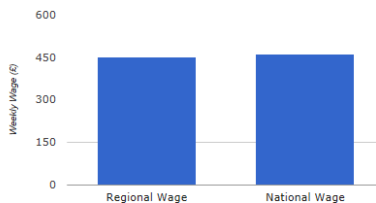
Qualification Level (National)



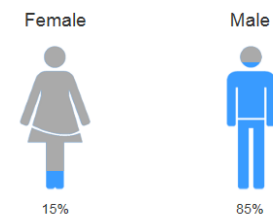
Employment Status (National)



Weekly Wage



Gender (National)



[RETURN BACK TO MAIN MENU](#)

[Back](#)

[Next](#)

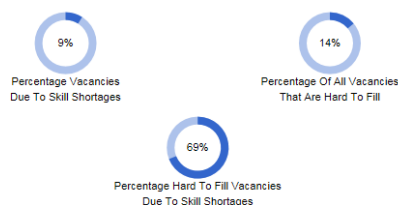
Digital Technology

Security (Yorkshire and The Humber)

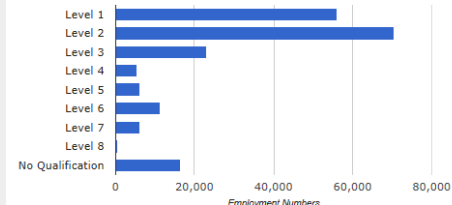
Employment Change (2017 - 2024)



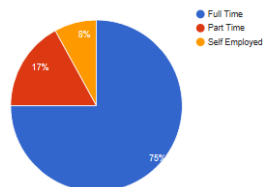
Skill Shortage Vacancies (National)



Qualification Level (National)



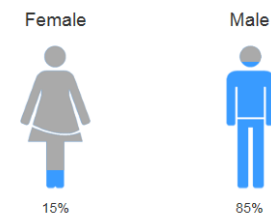
Employment Status (National)



Weekly Wage



Gender (National)



RETURN BACK TO MAIN MENU

Back

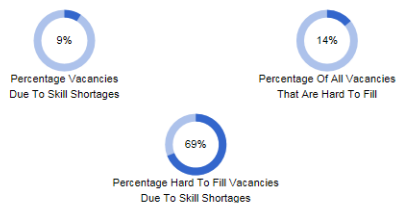
Next

Digital Technology Security (East Midlands - England)

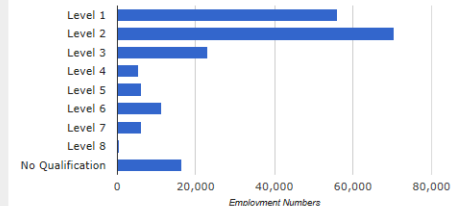
Employment Change (2017 - 2024)



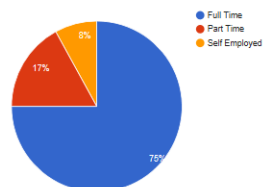
Skill Shortage Vacancies (National)



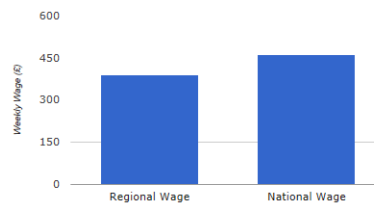
Qualification Level (National)



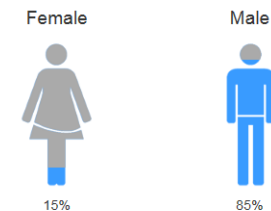
Employment Status (National)



Weekly Wage



Gender (National)



RETURN BACK TO MAIN MENU

Back

Next

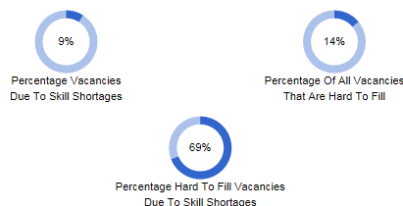
Digital Technology

Security (West Midlands - England)

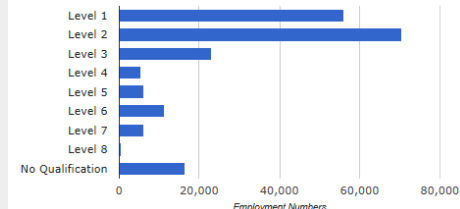
Employment Change (2017 - 2024)



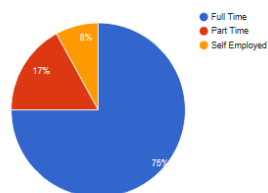
Skill Shortage Vacancies (National)



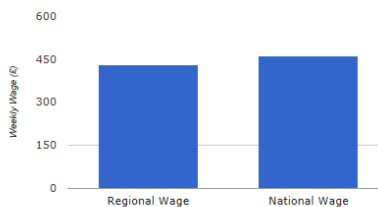
Qualification Level (National)



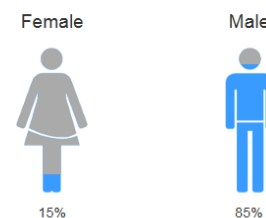
Employment Status (National)



Weekly Wage



Gender (National)

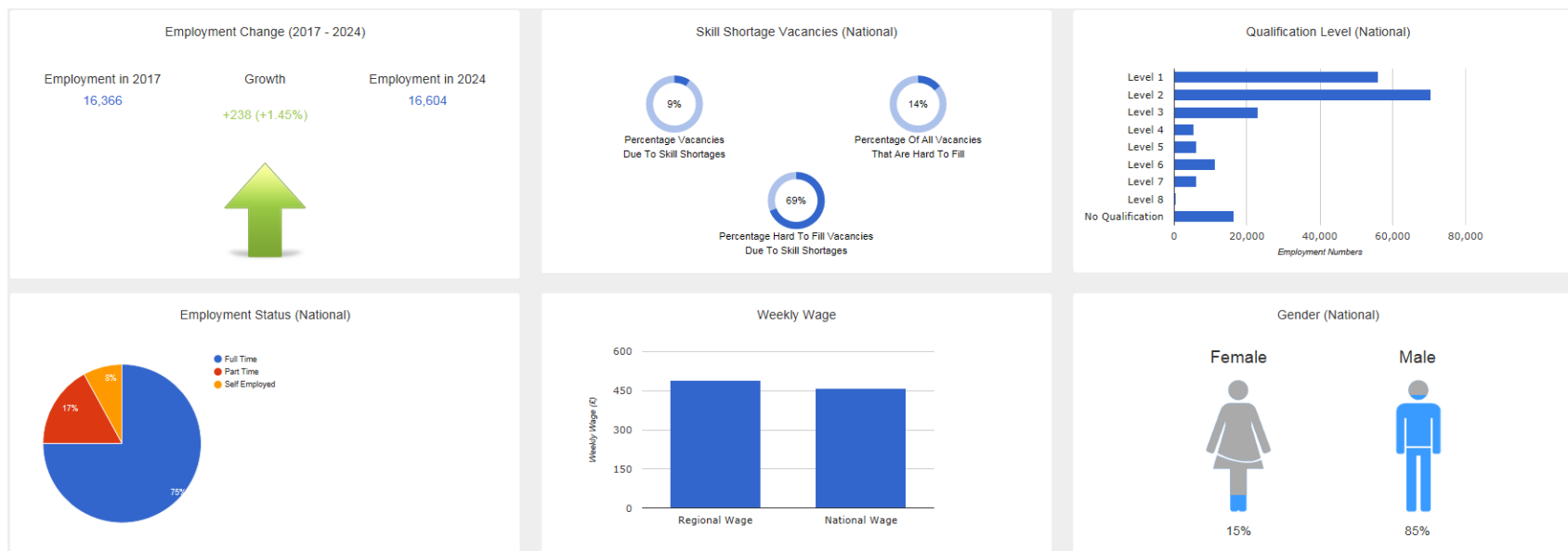


RETURN BACK TO MAIN MENU

Back

Next

Digital Technology Security (East of England)



[RETURN BACK TO MAIN MENU](#)

[Back](#)

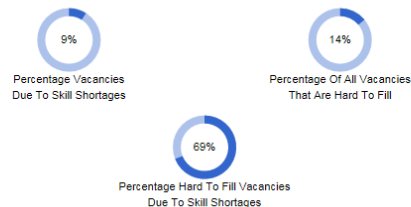
[Next](#)

Digital Technology Security (London)

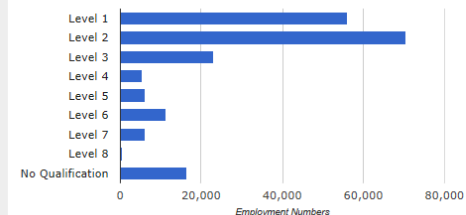
Employment Change (2017 - 2024)



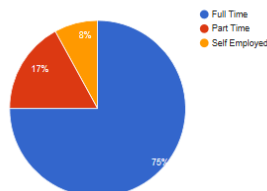
Skill Shortage Vacancies (National)



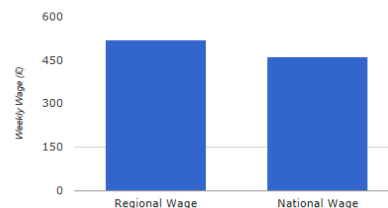
Qualification Level (National)



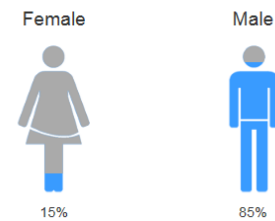
Employment Status (National)



Weekly Wage



Gender (National)



RETURN BACK TO MAIN MENU

Back

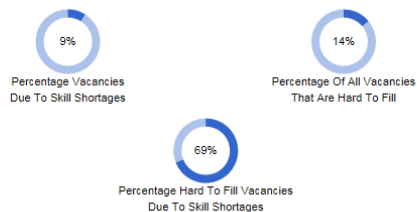
Next

Digital Technology Security (South East - England)

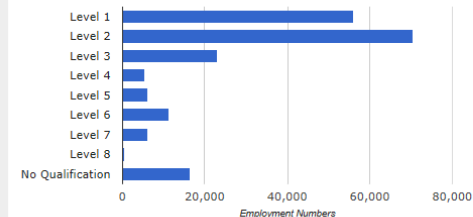
Employment Change (2017 - 2024)



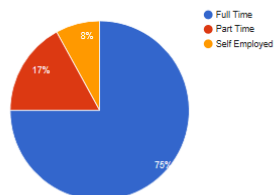
Skill Shortage Vacancies (National)



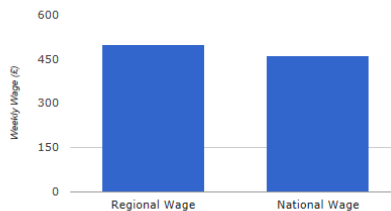
Qualification Level (National)



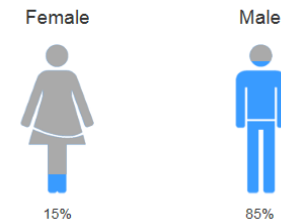
Employment Status (National)



Weekly Wage



Gender (National)



RETURN BACK TO MAIN MENU

Back

Next

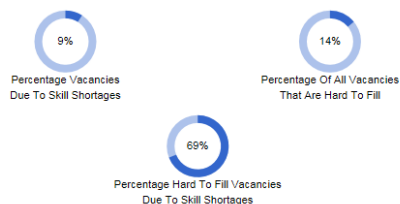
Digital Technology

Security (South West - England)

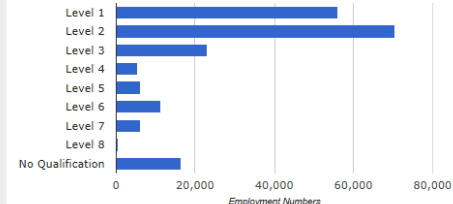
Employment Change (2017 - 2024)



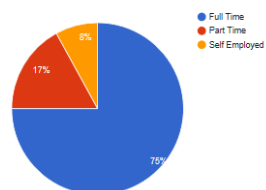
Skill Shortage Vacancies (National)



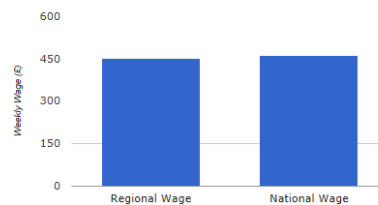
Qualification Level (National)



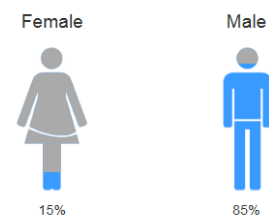
Employment Status (National)



Weekly Wage



Gender (National)



[RETURN BACK TO MAIN MENU](#)

[Back](#)